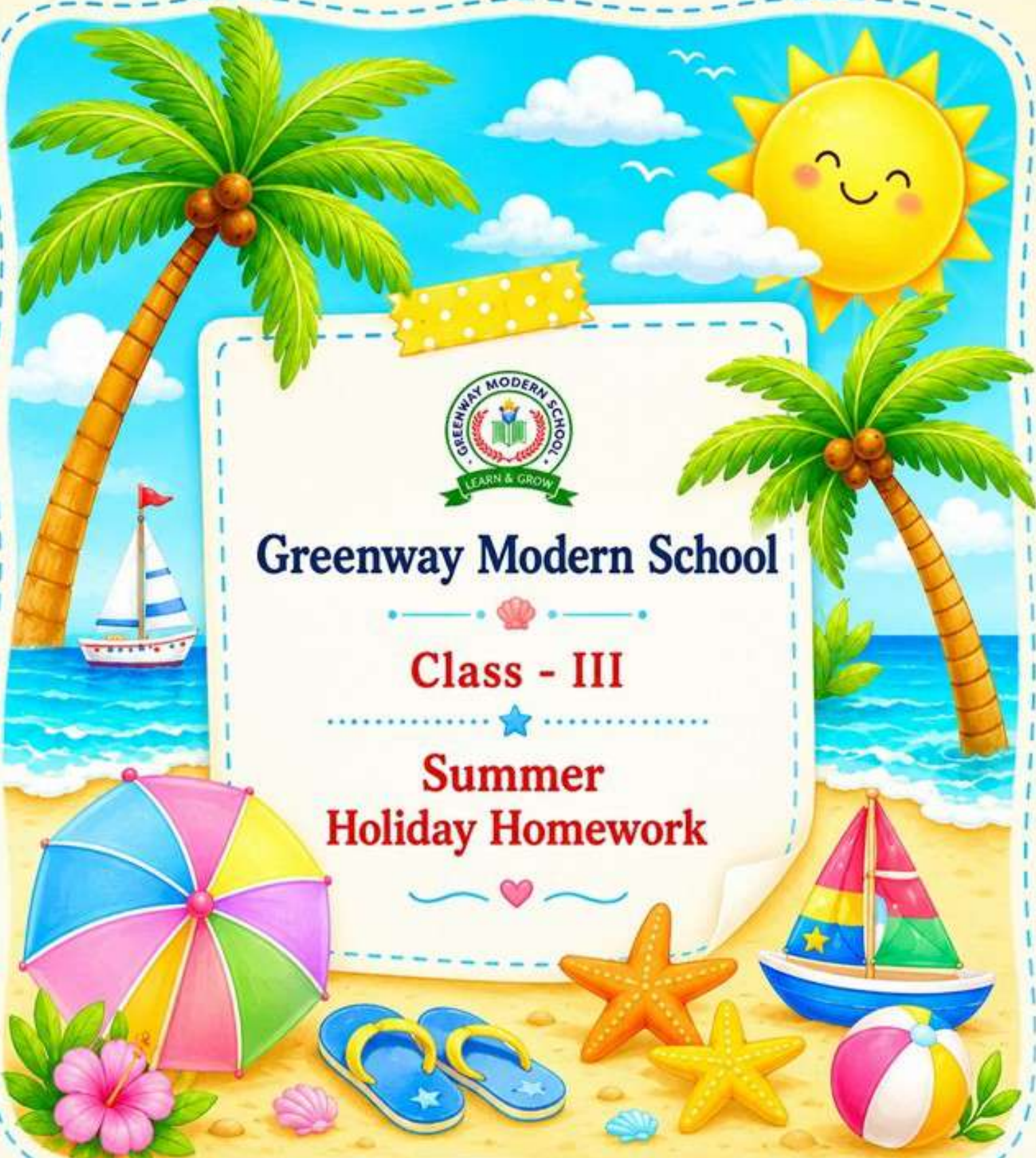




Greenway Modern School

Class - III

**Summer
Holiday Homework**





HOLIDAY

HOMEWORK



Holidays are a wonderful time to relax, explore, and learn new things. Along with fun and family time, it is important to stay connected with your studies. These activities are designed to make your learning enjoyable and creative. Complete them neatly and on time.



SOME TIPS TO ENJOY YOUR HOLIDAYS:

- Spend quality time with your family every day.
- Read storybooks and learn something new daily.
- Help your parents in small household activities.



Spend some time with grandparents or elders and learn from their experiences.



Remember:
Balance your fun and learning for a bright and happy future!





ENGLISH

Homework Sheet



1. Planet-Friendly Picks

- Look around your home and identify 5 everyday items that may harm the environment.
- Draw or paste pictures of those items and write an eco-friendly alternative for each one.
- Also explain in 1-2 lines why the eco-friendly option is a better choice for our planet.



2. Goodbye bad habits

Think about good manners and healthy habits. Write 5 bad habits that you promise not to follow in your life. Use negative sentences while writing.



3. My special corner

Every home has a cosy and happy place! Explore your house and choose your favourite corner. Paste or draw its picture and describe:

- Why do you like this place?
- What do you do there?
- How does it make you feel?



4. Story Time Adventure

Read any one storybook from the list below and share your favourite character or part of the story in 4-5 lines.

- The Magic Tree House
- The Blue Umbrella
- Grandma's Bag of Stories



Read Chapters 1 to 8 of your course book carefully with proper pronunciation and expression.



NOTE:

- Complete all activities neatly in the English scrapbook.
- Do one page of handwriting practice daily in a separate notebook.



HINDI

1. 'मोबाइल फोन का उपयोग कम करना चाहिए' विषय पर अपने विचार प्रकट करते हुए कुछ पंक्तियाँ लिखिए ।



2. दिए गए शब्द पथ को पूरा कीजिए ।



3. दिए गए चित्र में अपनी पसंदीदा वस्तुओं के बारे में लिखिए ।

मेरा परिचय

मेरा पसंदीदा शब्द

“

”



मेरे पसंदीदा जानवर



मुझे किससे खुशी मिलती है



मुझे जो भयभीत करता है



पसंदीदा घूमने की जगह



मेरा जन्मदिनांक





मेरी तस्वीर

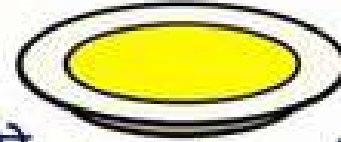
मेरा पसंदीदा

विद्यालय

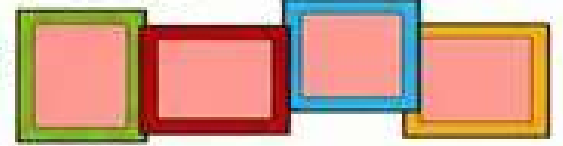
विषय



मेरा पसंदीदा खाना



मेरे दोस्त



अगर मेरे पास जादू की छड़ी होती

मेरा खजाना



4. अंडमान निकोबार

द्वीप समूह की सुंदरता पर आधारित चित्र सहित स्वरचित कविता लिखिए ।



5. संपूर्ण पी.टी.1 पाठ्यक्रम याद कीजिए ।



6. गति और लिखावट में सुधार के लिए बीस पेज लिखने का अभ्यास कीजिए ।



★ नोट - संपूर्ण कार्य ए-4 साइज शीट पर करना है ।

EVS



NOTE: The creative project assigned for this holiday period is of significant importance. This is a key component of your academic year, and these projects will be evaluated as part of your Internal Assessment (Portfolio/Art Integrated Learning).

1. First aid box activity.

Each student will help prepare a basic **First Aid Box**. Each child has been assigned a simple item to bring according to their roll number. Please bring only the item assigned to your roll number.



- Roll number 1-14 = Band-aid (2) and 1 protective mask
- Roll number 15-29 = Safety scissors (1) and cotton roll (1)
- Roll number 30-44 = 1 small bottle of Savlon (50ml)

2. Project based (for all)



Students have to collect peels of fruits and vegetables only used at home and convert them into compost under adult supervision. Students must take real photographs of each stage of the process and paste them neatly on an A3 sheet.



Please note: No AI images allowed.



3.

Make a chart on an **A3 sheet** according to the topic assigned to your roll number.





- ★ Roll number 1-14 = Parts of our Body
- ★ Roll number 15-29 = The food we eat
- ★ Roll number 30-44 = Home sweet home



4. Do reading of chapters regularly and do revision for P.T- 1



Note. Make an attractive Portfolio for Internal Assessment and keep all activities in it.



GK



Paste a picture of one coconut dish and write 3 lines about it.



Make a face mask of one freedom fighter and paste it in your scrapbook.



Paste a picture of your favourite world-famous monument and write about it.



Make a collage of pictures of different sports.



Learn unit 1 to 4.



Note- Do all activities in GK scrapbook.






COMPUTER



Create your own computer desktop screen on A4-size sheet and paste it in your notebook.

Add:


- Draw your own custom desktop wallpaper (background screen)
- Draw icons of Application Programs like Folder, Games, Paint, etc.
- Write the name below icons.
- Add a taskbar at the bottom of the desktop screen.



Create a colorful "Internet Tree" in your computer notebook.

- The Trunk:** Label it "The Internet."
- The Branches:** Draw five branches, each representing a different use (e.g., Education, Communication, Entertainment, Shopping, Travel).
- The Leaves:** On each branch, paste a picture or draw that matches the use.

For example:

-  **Education:** An icon of a book or a graduation cap.
-  **Entertainment:** A play button for videos or a music note.
-  **Communication:** An envelope for email or a chat bubble.



Revise Chapter 1: Windows Operating System





ART



Activity: Split Face Animal Portrait



Students have to create a **Split Face Animal Portrait** by using their creativity.



Instructions:

- Choose your favourite animal.
- Take a clear printout/photo reference of that animal's face.
- Draw only half face of the animal on an A4 size white sheet.
- Complete the other half creatively by drawing and colouring it neatly.
- Use colours of your choice (crayons / pencil colours / sketch pens).




After completing the artwork, paste the A4 sheet neatly on an A3 size colourful sheet.

Write your Name, Class & Section on the Back side of the paper.



CRAFT

 Make a one 3D Bird



