

सत्यमेव जयते

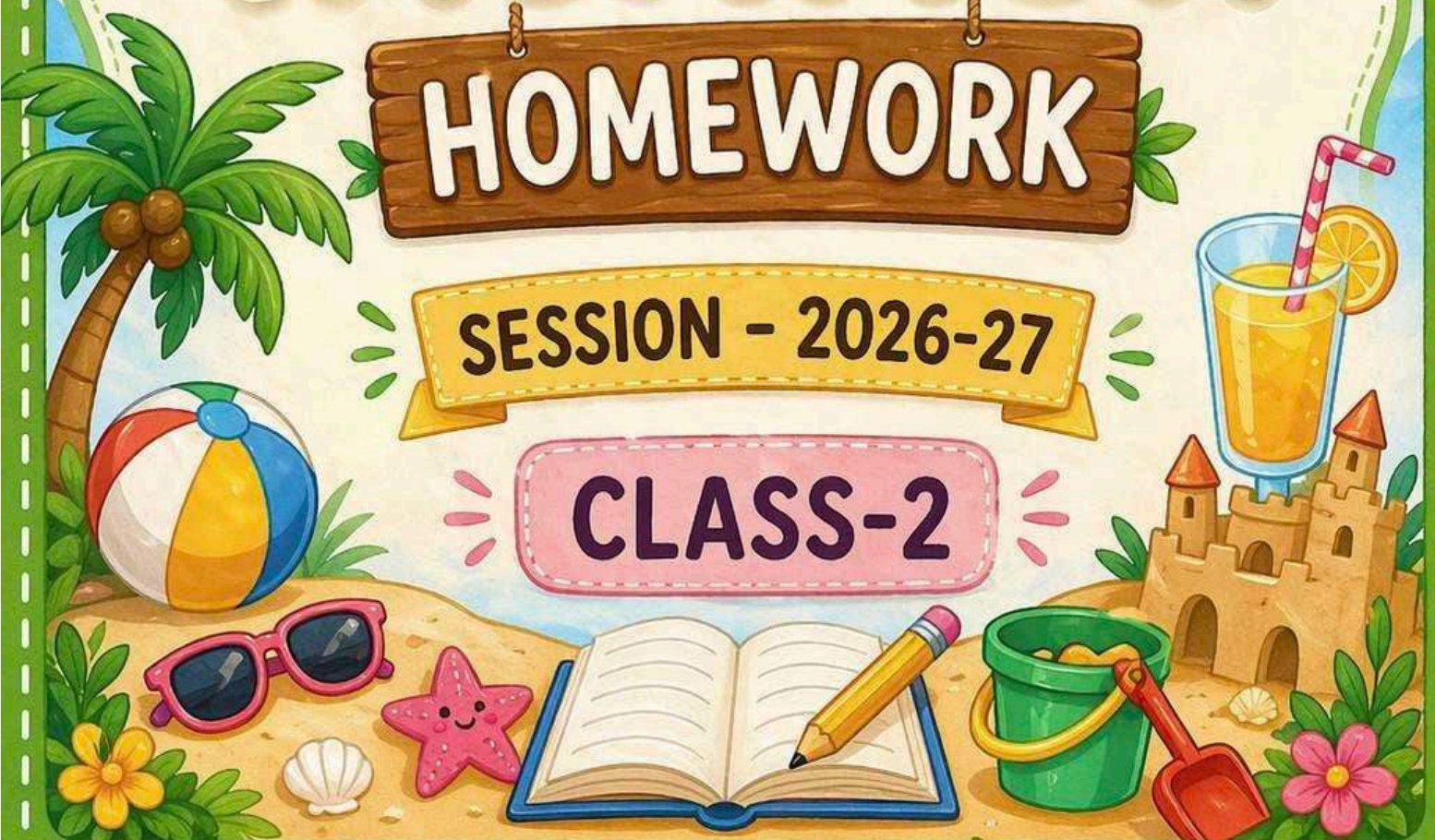
GREENWAY MODERN SCHOOL

**SUMMER
VACATION**

HOMework

SESSION - 2026-27

CLASS-2



SUMMER HOLIDAY HOMEWORK INSTRUCTIONS

Dear Students and Parents,

Summer holidays are a wonderful time to relax, explore, and learn in a fun way. Please follow the instructions below to make the most of your holiday homework:

1



REVISE REGULARLY

Go through the syllabus covered in all subjects to keep concepts fresh in your mind.

2



PARENTAL GUIDANCE

Parents are kindly requested to guide their children instead of completing the work for them. Let children learn, think, and create at their own pace.

3



NEAT & CREATIVE WORK

Complete all written work neatly in a scrapbook or file. Focus on presentation—use colors, drawings, and creativity wherever possible.

4



PRACTICE WORKSHEETS

Make sure to complete all the worksheets provided as part of your holiday homework.

5



PROPER SUBMISSION

Compile all your work in a separate folder. Clearly mention the student's name and class on the cover page.

MAKE LEARNING FUN!

Enjoy your holidays while learning new things. Balance study time with play, creativity, and family time.

HAPPY HOLIDAYS & HAPPY LEARNING!



HOMWORK

ENGLISH

Learn • Read • Write • Grow

1. Each day spend 15–20 minutes reading story books / text book / comics.
2. Picture Description – Describe the given picture in 5–6 lines.



3. Write 10 sentences about yourself, your interests / hobbies.

1. _____
2. _____
3. _____
4. _____
5. _____
6. _____
7. _____
8. _____
9. _____
10. _____



हिंदी

गृहकार्य

1. अपने आसपास से 10 संज्ञा शब्द ढूंढो और मोटे अक्षरों में लिखकर एक संज्ञा वृक्ष बनाकर उसमें चिपकाओ।



2. रोजाना 15 - 20 मिनट पठन अभ्यास करो।
3. दिए गए चित्र को ध्यान से देखो और उसके बारे में 5 - 6 पंक्तियाँ लिखो।







MATHS

HOMWORK



1 Find five 3-digit numbers on car number plates and write them in expanded form.



	Registration Plate	3-Digit Number	Expanded Form
1	DL 3C AM 159	159	$100 + 50 + 9$
2			
3			
4			
5			

2 Write the age of your family members and arrange them in ascending and descending order.



Family Member	Age (in years)

Ascending Order (Youngest to Oldest): _____

Descending Order (Oldest to Youngest): _____



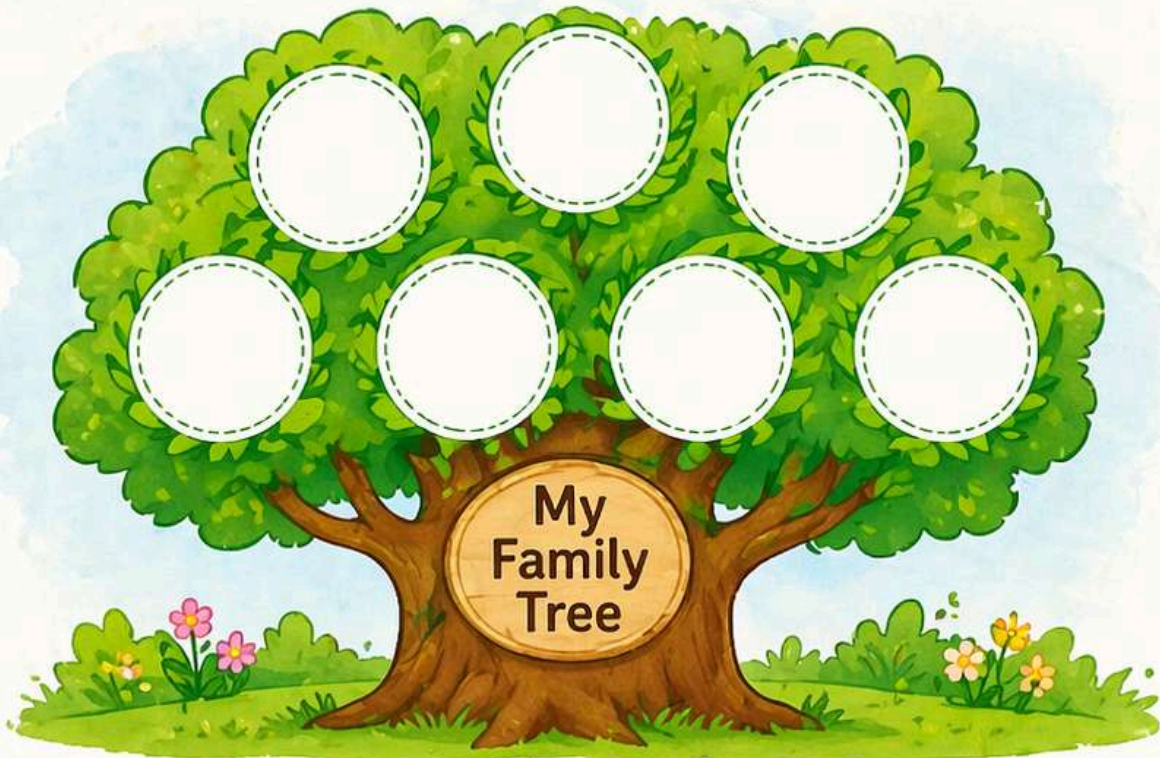


EVS



Environmental Studies

- 1 Make a family tree. Paste pictures of your family members and write their relation with you.



- 2 Healthy Snacks Sorting: Draw/Paste pictures of 5 foods and sort them into "healthy" and "junk food" categories.

Healthy Food

Junk Food

--	--	--	--	--

--	--	--	--	--



G.K HOMEWORK

1. BEST OUT OF WASTE


MAKE A MUSICAL INSTRUMENT USING TRASH.



Banjo from a container and rubber bands



Maracas from plastic spoons



Shaker from a plastic bottle



Drum from tin lids and rubber bands



Guitar from cardboard and rubber bands

2.

FIRST AID KIT

CREATE A FIRST AID BOX AND KNOW THE USES OF EACH ITEM INSIDE IT.

Band-aids

Uses:
Uses: band-aids, and band-aids

Cotton balls

Uses:
Uses : cotton balls and cotton

Gauze pads

Uses:
Uses : gauze pams, pads, and pads

Scissors

Uses:
Uses antiseptic, virts, organic or scicom

Antiseptic wipes

Uses:
Antiseptic wipes are antiseptic md wipes

REDUCE • REUSE • RECYCLE



COMPUTER HOMEWORK

1.

Practice to start and shut down the computer.

START

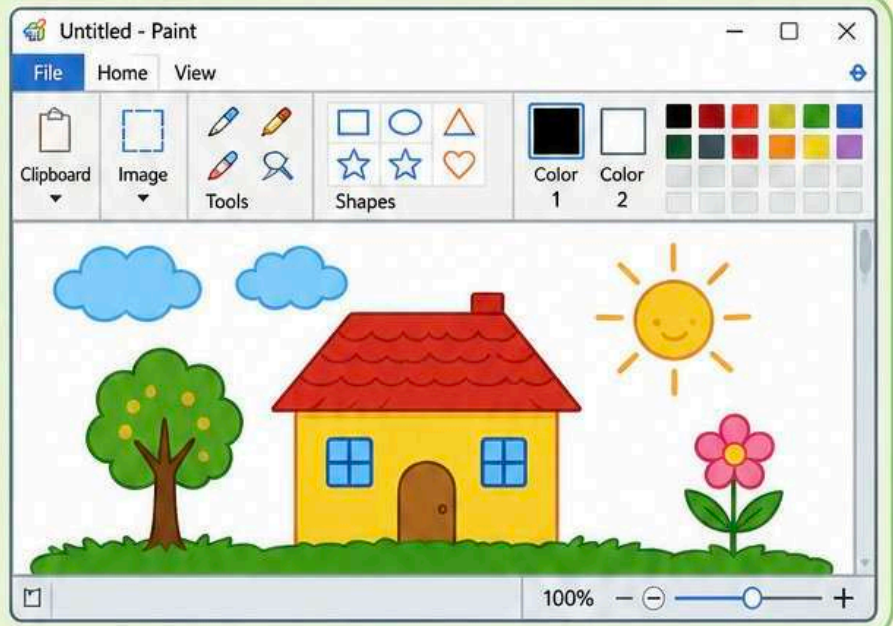


SHUT DOWN



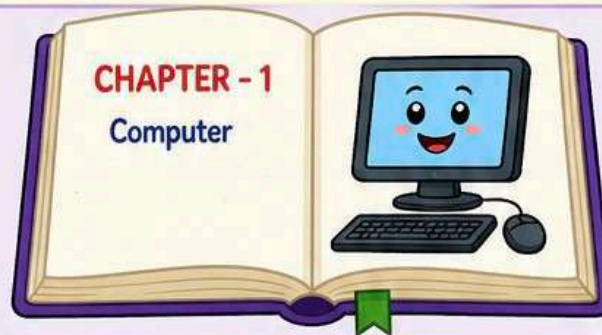
2.

Practice how to start Paint and draw beautiful drawings in Paint using different shapes.



3.

Revise
Chapter - 1



★ - Be a Smart User.
Be Safe Always! ✓





HOMEWORK


ART



⇒ Draw your favorite picture using different shapes



Let your imagination shine!



CRAFT

⇒ Make one decorated envelope



Do your work neatly and creatively!

