

ARWACHIN WORLD SCHOOL
Session :2026-27
Class – VI



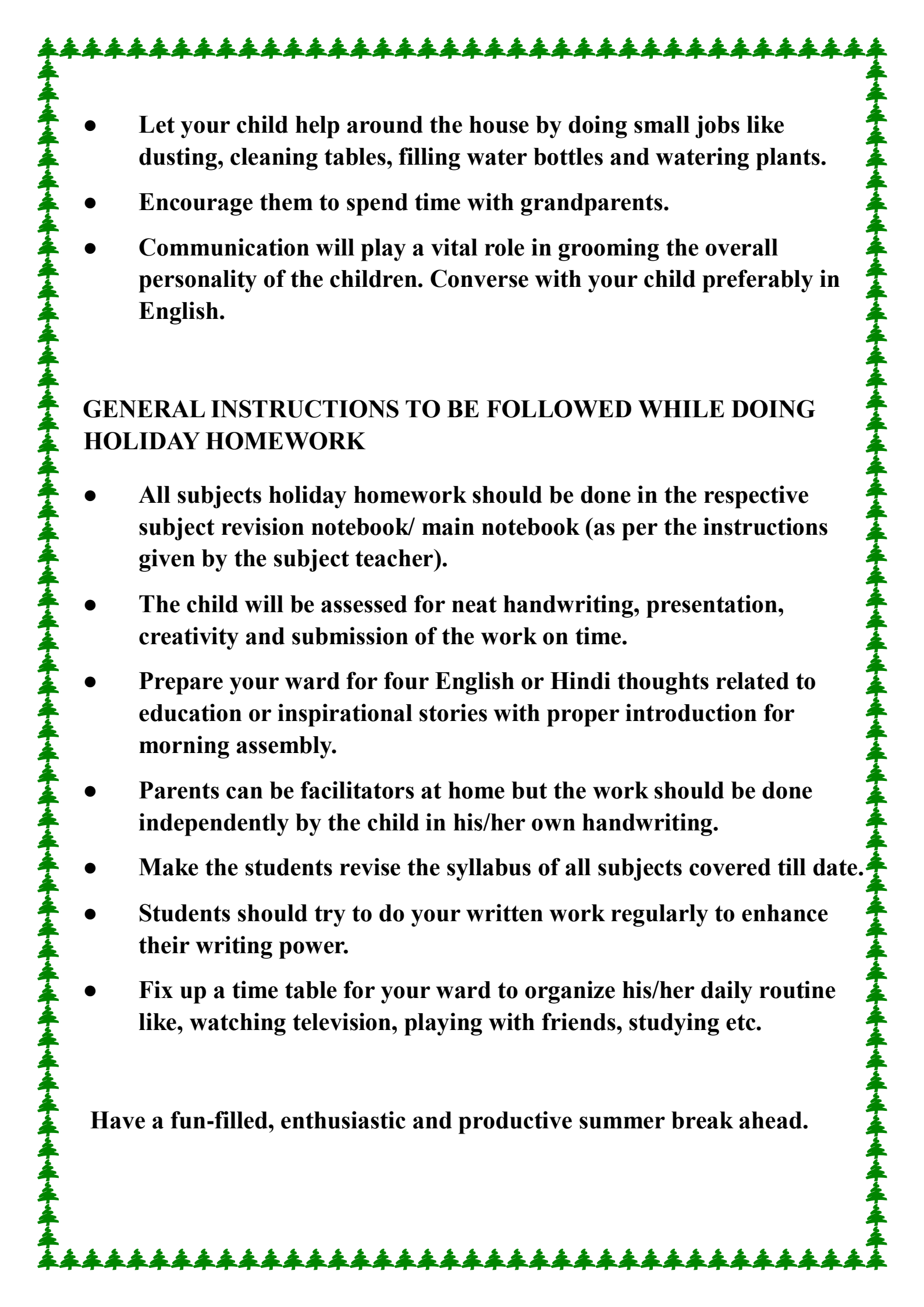
“Learning gives creativity, creativity leads to thinking, thinking provides knowledge, and knowledge makes you great.”

DEAR PARENTS,

Holidays are the best time when you can connect with your child in many ways. These days are precious and valuable and can be made most from if wisely used. We should always remind ourselves that children will not remember us for the gifts we shower upon them but will always cherish the time we spent with them. Its time to nurture young minds, inculcate moral values and narrate family anecdotes to keep them in touch with their roots.

GENERAL GUIDELINES FOR THE PARENTS:

- **Take your child for a morning walk and talk about things you can see around.**
- **Play indoor games with your child.**

- 
- Let your child help around the house by doing small jobs like dusting, cleaning tables, filling water bottles and watering plants.
 - Encourage them to spend time with grandparents.
 - Communication will play a vital role in grooming the overall personality of the children. Converse with your child preferably in English.

GENERAL INSTRUCTIONS TO BE FOLLOWED WHILE DOING HOLIDAY HOMEWORK

- All subjects holiday homework should be done in the respective subject revision notebook/ main notebook (as per the instructions given by the subject teacher).
- The child will be assessed for neat handwriting, presentation, creativity and submission of the work on time.
- Prepare your ward for four English or Hindi thoughts related to education or inspirational stories with proper introduction for morning assembly.
- Parents can be facilitators at home but the work should be done independently by the child in his/her own handwriting.
- Make the students revise the syllabus of all subjects covered till date.
- Students should try to do your written work regularly to enhance their writing power.
- Fix up a time table for your ward to organize his/her daily routine like, watching television, playing with friends, studying etc.

Have a fun-filled, enthusiastic and productive summer break ahead.

English

Worksheet:1 Part 1: Nouns

A. Identify the Noun: Underline the noun(s) in each sentence.

1. The **dog** ran across the field.
2. **Delhi** is the capital of **India**.
3. My **sister** bought me a new **book**.
4. **Honesty** is the best policy.
5. The **girls** were happy because they won the race.

Part 2: Pronouns

B. Replace the Noun: Rewrite these sentences by replacing the underlined nouns with suitable pronouns.

1. **Ramesh** is reading a book.
2. **The girls** are playing in the park.
3. I gave the pen to **Sita**.
4. **The chair** was very costly.
5. **Rohit and I** are brothers. **Part 3:**

Conjunctions

C. Fill in the Blanks: Choose the correct conjunction (*and, but, or, because, so*) to complete the sentences.

1. I like steak, _____ she doesn't eat meat. (**but**)
 2. We should wash our hands _____ we eat. (**before/and**)
 3. He didn't want to go to class, _____ he knew he had to go. (**but/although**)
 4. Do you want tea _____ coffee? (**or**)
 5. I am coming too, _____ please wait for me. (**so**)
-

Review Quiz: Mixed Practice

Identify the part of speech for each underlined word.

- Sean is working at the computer. (_____)
- She has been sick for three days. (_____)
- I wanted to go to the park, but it started raining. (_____)

WORKSHEET:2

1. Complete the following sentences with **a**, **an**, or **the**. If no article is needed, mark it with a cross (X).

1. _____ apple a day keeps _____ doctor away.
2. She is _____ most intelligent girl in _____ class.
3. My father is _____ engineer.
4. We went to _____ Taj Mahal last summer.
5. I saw _____ one-eyed man in the market.
6. _____ moon shines brightly at night.
7. He is _____ honest person.
8. Can you pass me _____ blue pen on the table?
9. She goes to _____ school by bus.
10. _____ Himalayas are the highest mountains.

2. Fill in the blanks with **a**, **an**, or **the**, or put an "X" if no article is needed.

The Young Traveller

(1) _____ honesty is rare quality, but young Rahul was (2) _____ exception. Last (3) _____ July, he decided to visit (4) _____ United States of America. He was (5) _____ MBA student at (6) _____ local university. He wanted to see (7) _____ Statue of Liberty and experience (8) _____ European culture during his layover in Paris. At (9) _____ airport, he met (10) _____ European gentleman who had (11) _____ unique collection of antique coins. Rahul spent (12) _____ hour discussing (13) _____ history of (14) _____ coins. By (15) _____ noon, they had become friends. Rahul realized that traveling is (16) _____ useful experience for (17) _____ man of (18) _____ letters.

Portfolio Activity:

1. **Read the story – Bribes the stomach ache cure! Prepare a picture composition for this story. Write the summary in your own words on A4 sheet.**
2. **Write your experience about an unforgettable journey on A4 sheet.**

Hindi

वाटिका

1. पाठ 4 , 5, 6 पढ़ो और शब्दार्थ अभ्यास कॉपी में करो और याद करो।
2. 1 से 20 अनेकार्थी शब्द अपनी संचिका में लिखिए और याद कीजिए।
3. 1 से 20 श्रुति संभिनर्थक शब्द अपनी संचिका में लिखिए और याद कीजिए।
4. एक चार्ट पेपर पर कवि रहीम के दोहे सुंदर अक्षरों में लिखिए।
5. गर्मी की छुट्टियों में आपने क्या नया सीखा? (जैसे—नई भाषा, कला, खेल आदि) इस विषय पर 8–10 वाक्य लिखिए और एक छोटा चित्र भी बनाइए। (A4 size sheet)

कार्य पत्रिका १

प्रश्न 1: सही विकल्प चुनिए

1. तोतो-चान को क्या मिला था?

- (a) किताब
- (b) सिक्का
- (c) खिलौना

2. सिक्का उसे कहाँ मिला?

- (a) घर में
- (b) ट्रेन में
- (c) स्कूल में

3. सिक्का कितने सेन का था?

- (a) 2 येन
- (b) 5 येन
- (c) 10 येन

प्रश्न 2: रिक्त स्थान भरिए

1. तोतो-चान ने सिक्का अपने _____ के नीचे छिपा लिया।
2. उसने सिक्का _____ के पास मिट्टी में गाड़ दिया।
3. अगले दिन सिक्का वहाँ _____ था।

प्रश्न 3: सही / गलत लिखिए

1. तोतो-चान ने सिक्का तुरंत शिक्षक को दे दिया। ()
2. उसने सिक्का छिपाने के लिए गड्ढा खोदा। ()
3. सिक्का बाद में मिल गया। ()

प्रश्न 4: लघु उत्तरीय प्रश्न

1. तोतो-चान सिक्का पाकर क्यों घबरा गई?

2. उसने सिक्का क्यों छिपाया?

3. कहानी का अंत रहस्यमय क्यों है?

कार्य पत्रिका 2

प्रश्न 1 रिक्त स्थान भरिए:

1. इस नगर में सभी चीज़ें _____ सेर मिलती थीं।
2. गुरुजी ने अपने शिष्यों को _____ करने के लिए भेजा।
3. गोवर्धन दास _____ देखकर खुश हो गया।
4. राजा को _____ कहा गया है।
5. अंत में फाँसी पर _____ चढ़ा।

प्रश्न 2. सही या गलत लिखिए (T/F):

1. इस नगर में न्याय सही तरीके से होता था। ()
2. गोवर्धन दास गुरुजी की बात मानकर वापस चला गया। ()
3. सभी चीज़ें एक ही दाम पर मिलती थीं। ()
4. राजा बहुत बुद्धिमान था। ()
5. गुरुजी ने अपने शिष्य को बचाने की कोशिश की। ()

प्रश्न 3. निम्न प्रश्नों के उत्तर दीजिए:

1. "अंधेर नगरी" का क्या अर्थ है?

2. गुरुजी ने शिष्यों को क्या सलाह दी?

3. गोवर्धन दास नगर में क्यों रुक गया?

4. इस कहानी से हमें क्या शिक्षा मिलती है?

नोट: संपूर्ण ग्रीष्मकालीन अवकाश कार्य हिंदी पुनरावृत्ति कॉपी में करना है।

Maths

(Understanding prime numbers)

Worksheet -1

1) Write whether the following numbers are Prime or Composite:

7,15,23,30,41,51

2) Fill in the Blanks

A) A number having only two factors is called a _____ number.

B) The number 2 is the only _____ prime number.

C) A composite number has more than _____ factors.

D) The smallest composite number is _____.

E) Prime numbers are always greater than _____.

3) Short Answer Questions

A) Explain why 2 is a prime number.

B) Why is 9 not a prime number?

C) Write all prime numbers between 10 and 20.

D) Find the factors of 13 and check whether it is prime.

E) Write seven consecutive composite numbers.

4) Challenge Questions :

A) Find the sum of first 10 prime numbers.

B) Write all prime numbers between 50 and 70.

C) Is 91 a prime number? Show steps.

D) Find a number which is divisible by 2, 3, and 5. Is it prime? Why?

E) The product of two prime numbers is 35. Find the numbers.

5) Write 1 to 100 numbers in square . Colour it as follows

Prime number – light green

Composite number – pink

Neither prime nor composite – light blue

Worksheet -2

Understanding prime numbers

A) Divisibility check:

- 1) Check if 246 is divisible by 2, 3, and 6.
- 2) Is 135 divisible by 5 and 9? Give reasons.
- 3) Check divisibility of 728 by 4.
- 4) Is 999 divisible by 3 and 9?
- 5) Check if 1025 is divisible by 5 and 10.
- 6) Write the divisibility rule for 8.
- 7) Check whether 450 is divisible by 2, 5, and 10.
- 8) Is 121 divisible by 11?
- 9) Find if 567 is divisible by 3 and 9.
- 10) Which numbers between 50 and 60 are divisible by 4? B) Fill in the Blanks:

- A) A number divisible by both 2 and 5 is always divisible by _____.
- B) The smallest number divisible by all numbers is called _____.
- C) The HCF of two co- prime numbers is _____.
- D) A number divisible by 9 must also be divisible by _____.
- E) The LCM of 4 and 5 is _____.
- F) The HCF of 12 and 18 is _____.

C) Solve the following questions:

- 1) Write the greatest three digit number and express it in terms of prime factors?
- 2) Express the following in terms of prime factorization:

A) 1516 B) 2028 C) 2100 D) 5000

- 3) Express each of the following as the sum of two or more prime number:

A) 10 B) 16 C) 22 D) 30

- 4) Write all the factors of the following numbers:

A) 24 B) 56 C) 64 D) 142

Portfolio Activity :

Make a fraction rotating wheel and Write types of fractions with explanation and example .

Attaching pictures for better understanding:



Note- Do the above worksheets in your maths revision notebook.

Worksheet-1 (Diversity in living things)

A Multiple Choice Questions (MCQs)

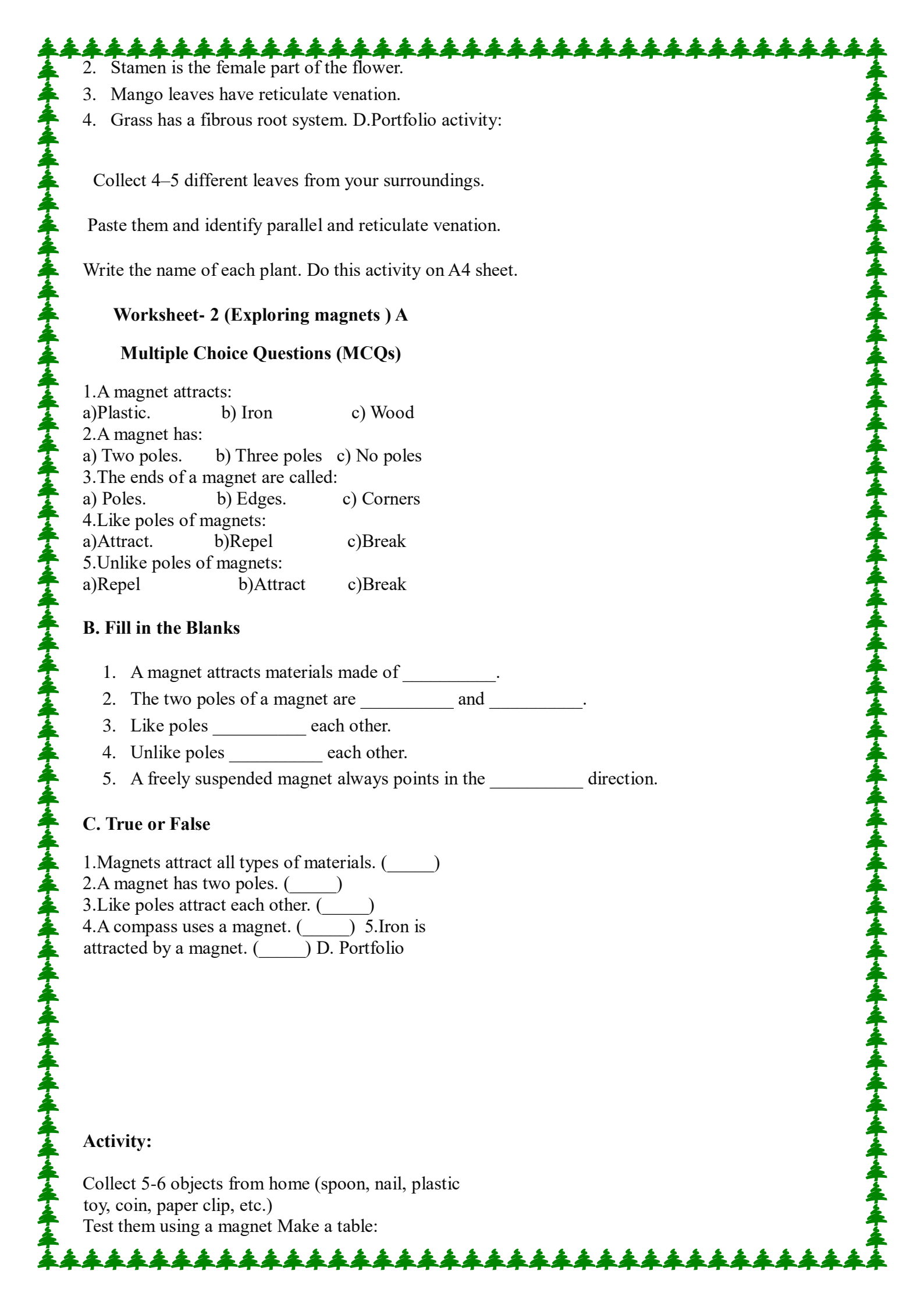
1. Diversity in the living world means:
 - a) Same type of organisms
 - b) Variety of living organisms
 - c) Only plants
2. The science of classifying living things is called:
 - a) Biology
 - b) Classification
 - c) Taxonomy
3. Which of the following is an example of a scavenger?
 - a) Vulture
 - b) Goat
 - c) Elephant
4. Which group does a mushroom belong to?
 - a) Plants
 - b) Animals
 - c) Fungi
5. Animals that depend on other organisms for food are called:
 - a) Producers
 - b) Consumers
 - c) Decomposers

B. Fill in the blanks:

1. The part of the seed that grows into a new plant is called _____.
2. Seeds with two cotyledons are called _____.
3. In _____ venation, veins form a net-like pattern.
4. Roots absorb _____ and minerals from the soil.
5. In _____ root system, one main root grows deep into the soil.

C. True or False:

1. Rice is a monocot seed.

- 
2. Stamen is the female part of the flower.
 3. Mango leaves have reticulate venation.
 4. Grass has a fibrous root system. D.Portfolio activity:

Collect 4–5 different leaves from your surroundings.

Paste them and identify parallel and reticulate venation.

Write the name of each plant. Do this activity on A4 sheet.

Worksheet- 2 (Exploring magnets) A

Multiple Choice Questions (MCQs)

- 1.A magnet attracts:
a)Plastic. b) Iron c) Wood
- 2.A magnet has:
a) Two poles. b) Three poles c) No poles
- 3.The ends of a magnet are called:
a) Poles. b) Edges. c) Corners
- 4.Like poles of magnets:
a)Attract. b)Repel c)Break
- 5.Unlike poles of magnets:
a)Repel b)Attract c)Break

B. Fill in the Blanks

1. A magnet attracts materials made of _____.
2. The two poles of a magnet are _____ and _____.
3. Like poles _____ each other.
4. Unlike poles _____ each other.
5. A freely suspended magnet always points in the _____ direction.

C. True or False

- 1.Magnets attract all types of materials. (____)
- 2.A magnet has two poles. (____)
- 3.Like poles attract each other. (____)
- 4.A compass uses a magnet. (____) 5.Iron is attracted by a magnet. (____) D. Portfolio

Activity:

Collect 5-6 objects from home (spoon, nail, plastic toy, coin, paper clip, etc.)
Test them using a magnet Make a table:

Object	Magnetic/ Non- magnetic material

Do this activity on A4 sheet. E.Modal making:

Roll No. – 1-15 Make a 3D model of a flower using paper/clay.

Label all parts: Petals, Sepals, Stamen, Pistil.

Roll No.- 16-32

Create a 3D model of a magnet using cardboard/clay.

Label North Pole and South Pole

Show attraction and repulsion with arrows.

Note – Do the above worksheets in your Science revision notebook.

SST

WORKSHEET:1

A. Multiple Choice Questions.

1.How many Vedas are there?

a. Three. b. Five. c. Four d. Six

2. Which ancient civilization is mentioned as part of India's cultural roots in this chapter?

a. Sindhu-Sarasvat b. Harappan c. Both a & b d. None of these

3. In what language were the Vedic hymns composed?

a. Gujarati. b. Sanskrit c. Hindi. d. English

4. Which value is considered especially important in Vedic culture?

a. Truth. b. Wealth c. Strength d. Fame

5. What does the famous Vedic statement "ekam sat viprā ā bahudh vadanti?" mean?

a. Everyone is equal
b. Only one God exists c. The universe is infinite
d. Truth is one, but sages give it many names

6. Which deity is associated with fire in Vedic rituals?

a. Indra b. Agni. c. Varuna d. Mitra

7. _____ was born in Lumbini.

a. Chhandogya Upanishad b. Siddhartha Gautama c. Lord Mahavir
d. None of these

8. Where did Siddhartha Gautama attain enlightenment?

A. Bodh Gaya. b. Sarnath. c. Lumbini d. Kashi

9. Prince Vardhamana was born into a royal family in the early _____ century B.C.E.

a. 5th century. b. 6th century c. 7th century d. 8th century

10. In which state of India do several tribes worship Donyipolo?

A. Himachal Pradesh b. Uttar Pradesh c. Bihar d. Arunachal Pradesh

B. Fill in the Blanks.

1. The _____ Civilization is often seen as a cornerstone of Indian culture.

2. Early schools that helped shape India's _____.

3. The seers and deities worked together to maintain ritam.

4. Experts have proposed dates ranging from the 5th to the 2nd millennium BCE for the composition of the _____.

5. The Rig Veda lists over _____.

6. The _____ introduced concepts such as rebirth and karma.

7. Uddalaka tested Shvetaketu with questions on the nature of _____.
8. _____ asked Yama about what happens after the death of the body.
9. The concept of _____ refers to the divine essence present in every being.
10. The _____ school believed in only the material world and did not believe in life after death.

C.State true or false.

1. The Vedas were primarily written texts.
2. The Rig Veda is the most ancient of the four Vedas.
3. The early rishis believed in many separate gods and goddesses.
4. The Vedas provide detailed information about the governance of these janas.
5. The Vedic deity associated with fire is Agni.
6. The Buddha's teachings had no lasting impact on India or Asia.
7. Jainism and Buddhism emerged at the same time. 8. The Buddhist and Jain schools had no similarities.
9. The concept of karma is shared by Buddhism, Jainism, and Vedic thought.
10. In both Buddhism and Jainism, the term 'ahimsa' means Non-violence.

WORKSHEET 2

Competency based questions:

1. If you were a Vedic rishi, how would you explain the concept of ritam to a child?
2. Compare the approach of Buddha and Mahavira toward overcoming suffering. Which approach do you think is more practical in today's world? Why?
3. Imagine a tribe and a Vedic society coming together. How could they exchange ideas about religion and rituals?
4. Why do you think the Charvaka school did not survive over time, unlike Buddhism or Jainism?

Noted:Do these worksheets in your SST Register.

PORTFOLIO ACTIVITY :

Create a collage on A4 size sheet reflecting the diversity in India in terms of food, clothing, languages and festivals.

Sanskrit

प्रश्न 1. (नई दीप मणिका) पाठ- 3 , 4, 5 पढ़ो एवं शब्दार्थ याद करके अभ्यास कॉपी में लिखी।

प्रश्न 2. A 4 size sheet पर कोई 2 देव मंत्र अर्थ सहित लिखो।

प्रश्न 3. 1से 50 तक संख्यावाची शब्द याद करके अभ्यास कॉपी में लिखो।

प्रश्न 4.. ' पठ् , 'भू' धातु, लट् और लृट् लकार: रूप याद करके कॉपी में लिखो।

Worksheet 1- प्रथमपुरुष लट् लकार (त्रिषु लिङ्गेषु)

A. Choose the correct answer (□)

1. 'सः' का अर्थ है—

□ वह □ तुम. □ हम

2. 'सा' किस लिंग के लिए प्रयोग होता है?

□ पुल्लिंग. □ स्त्रीलिंग. □ नपुंसकलिंग

3. 'ते' का अर्थ है—

□ वे दो. □ वे सब. □ तुम

4. 'तानि' किसके लिए प्रयोग होता है?

□ पुल्लिंग. □ स्त्रीलिंग. □ नपुंसकलिंग

B. रिक्त स्थान भरिए

1. सः _____ (वह पढ़ता है)

2. सा _____ (वह हँसती है)

3. तत् _____ (वह चलता है)

4. ते _____ (वे सब पढ़ते हैं)

5. तानि _____ (वे सब खेलते हैं)

C. मिलान कीजिए

A.

1. सः

2. सा.

3. तत्.

4. ते.

a. वह (स्त्री)

b. वे सब

c. वह (पुल्लिंग)

d. वह (नपुंसक)

B

D. True or False (□ / □)

1. 'सः' पुल्लिंग के लिए होता है। _____

2. 'सा' का अर्थ है - वह (स्त्री)। _____

3. 'तत्' स्त्रीलिंग के लिए प्रयोग होता है। _____

4. 'ते' का अर्थ है - वे सब। _____

E. अनुवाद कीजिए

- 1.सः पठति। □ _____
- 2.सा हसति। □ _____
- 3.तत् चलति। □ _____
- 4.ते पठन्ति। □ _____
- 5.तानि विकसन्ति। □ _____

F. द्विवचन लिखिए (दो के लिए)

- 1.बालकः □ _____
- 2.कन्या □ _____
- 3.मित्रम् □ _____

G. बहुवचन लिखिए

- 1.बालकः □ _____
- 2.बालिका □ _____
- 3.पुष्पम् □ _____

Worksheet – 2. मध्यमपुरुषः लट् लकार (उभयलिङ्गयोः)

A. Choose the correct answer (□)

- 1.'त्वम्' का अर्थ है—
□ मैं □ तुम □ वह
- 2.'युवाम्' का प्रयोग होता है—
□ एक के लिए □ दो के लिए □ अनेक के लिए

3. 'यूयम्' का अर्थ है—

□ तुम सब □ हम सब □ वे सब

B. Fill in the blanks (रिक्त स्थान भरिए)

त्वं _____ (तुम पढ़ते हो)

1. त्वं _____ (तुम खाते हो)

2. त्वं _____ (तुम हँसते हो)

3. युवाम् _____ (तुम दोनों लिखते हो)

4. यूयम् _____ (तुम सब खेलते हो)

C. Match the following (मिलान कीजिए)

A

1. त्वं पठसि.

2. युवाम् पठथः

3. यूयम् पठथ.

B

a. तुम दोनों पढ़ते हो

b. तुम पढ़ते हो

c. तुम सब पढ़ते हो

D. True / False (□ / □)

1. 'त्वम्' एकवचन के लिए होता है। _____

2. 'युवाम्' बहुवचन के लिए होता है। _____

3. 'यूयम्' का अर्थ है – तुम सब। _____

4. 'त्वं खादसि' का अर्थ है – तुम खाते हो। _____

E. हिंदी अनुवाद करें।

1. त्वं पठसि। □ _____

2. त्वं हससि। □ _____

3. युवाम् लिखथः। □ _____

4. यूयम् क्रीडथ। □ _____

5. त्वं पिबसि। □ _____

F. कोष्ठक में दिए निर्देशानुसार संस्कृत में वाक्य बनाइए ।

1. (खाना खाते हुए) □ त्वं _____
2. (दौड़ते हुए) □ यूयम् _____
3. (लिखते हुए दो बच्चे) □ युवाम् _____
4. (खेलते हुए) □ यूयम् _____

G. रूप लिखिए (Forms Practice)

एकवचन द्विवचन बहुवचन
त्वम् _____ _____

H. Make your own sentences (वाक्य बनाइए)

'त्वम्' का प्रयोग करते हुए 2 वाक्य लिखिए:

'यूयम्' का प्रयोग करते हुए 1 वाक्य लिखिए:

I. सही धातु रूप लिखिए। (Fill with correct form)

(पठ् / क्रीड् / लिख्)

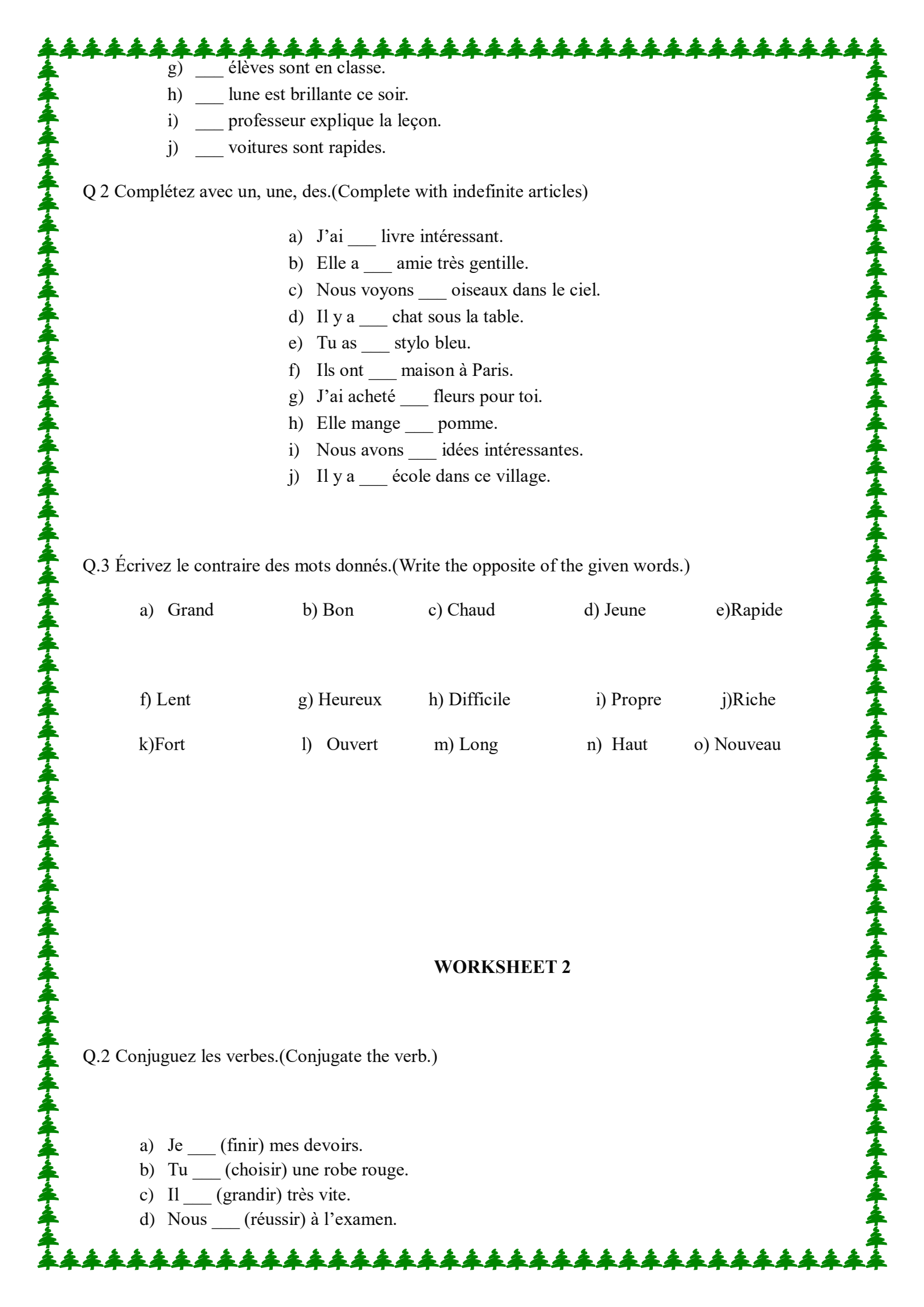
1. त्वं _____
2. युवाम् _____
3. यूयम् _____

FRENCH

WORKSHEET -1

Q.1 Complétez avec le, la, l', les. (Complete with definite articles.)

- a) ___ livre est sur la table.
- b) ___ enfants jouent dans le jardin.
- c) ___ soleil brille aujourd'hui.
- d) ___ maison est très grande.
- e) ___ fleurs sont belles.
- f) ___ chat dort sur le canapé.

- 
- g) ___ élèves sont en classe.
h) ___ lune est brillante ce soir.
i) ___ professeur explique la leçon.
j) ___ voitures sont rapides.

Q 2 Complétez avec un, une, des.(Complete with indefinite articles)

- a) J'ai ___ livre intéressant.
b) Elle a ___ amie très gentille.
c) Nous voyons ___ oiseaux dans le ciel.
d) Il y a ___ chat sous la table.
e) Tu as ___ stylo bleu.
f) Ils ont ___ maison à Paris.
g) J'ai acheté ___ fleurs pour toi.
h) Elle mange ___ pomme.
i) Nous avons ___ idées intéressantes.
j) Il y a ___ école dans ce village.

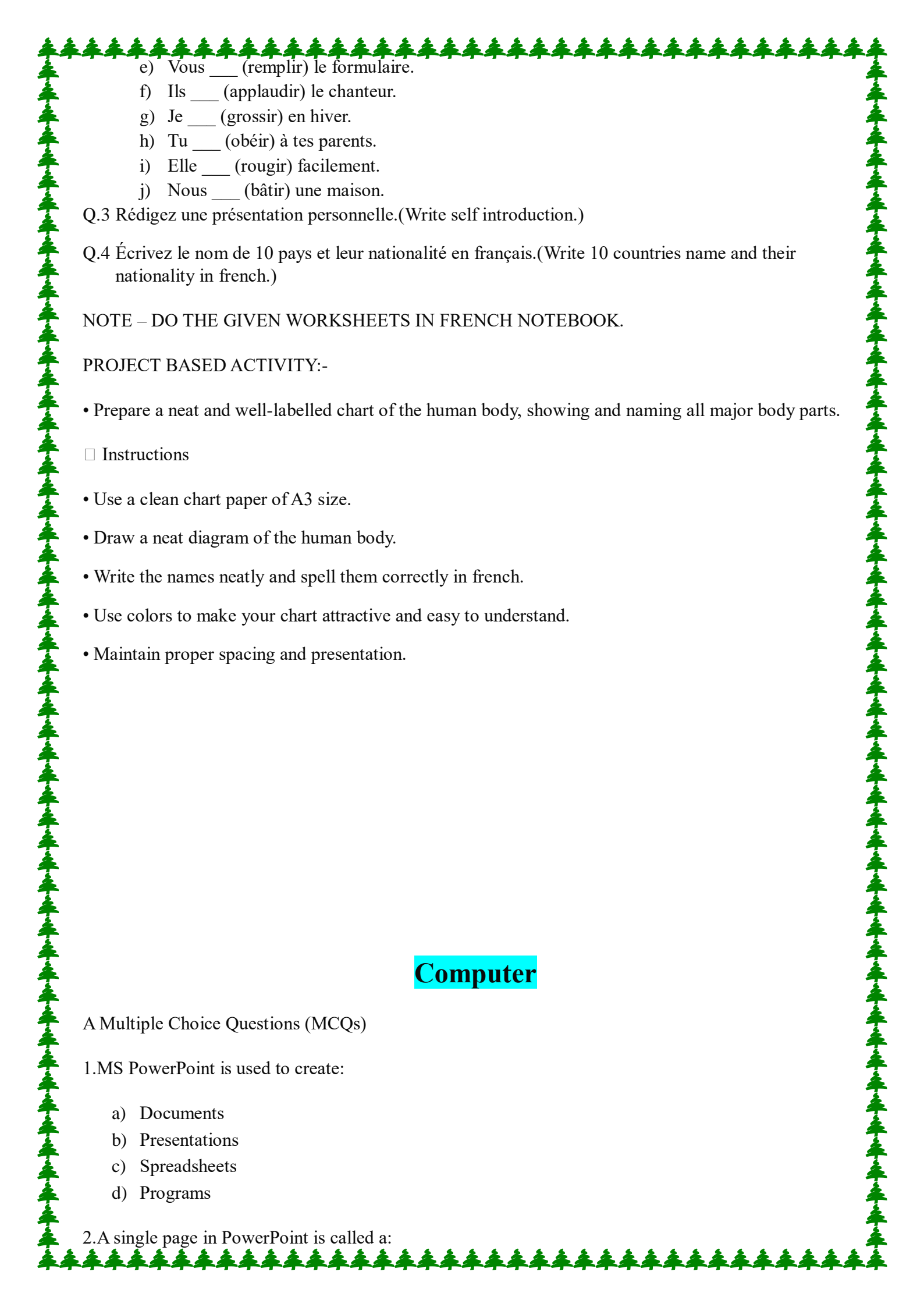
Q.3 Écrivez le contraire des mots donnés.(Write the opposite of the given words.)

- a) Grand b) Bon c) Chaud d) Jeune e) Rapide
f) Lent g) Heureux h) Difficile i) Propre j) Riche
k) Fort l) Ouvert m) Long n) Haut o) Nouveau

WORKSHEET 2

Q.2 Conjuguez les verbes.(Conjugate the verb.)

- a) Je ___ (finir) mes devoirs.
b) Tu ___ (choisir) une robe rouge.
c) Il ___ (grandir) très vite.
d) Nous ___ (réussir) à l'examen.

- 
- e) Vous ___ (remplir) le formulaire.
 - f) Ils ___ (applaudir) le chanteur.
 - g) Je ___ (grossir) en hiver.
 - h) Tu ___ (obéir) à tes parents.
 - i) Elle ___ (rougir) facilement.
 - j) Nous ___ (bâtir) une maison.

Q.3 Rédigez une présentation personnelle.(Write self introduction.)

Q.4 Écrivez le nom de 10 pays et leur nationalité en français.(Write 10 countries name and their nationality in french.)

NOTE – DO THE GIVEN WORKSHEETS IN FRENCH NOTEBOOK.

PROJECT BASED ACTIVITY:-

• Prepare a neat and well-labelled chart of the human body, showing and naming all major body parts.

Instructions

- Use a clean chart paper of A3 size.
- Draw a neat diagram of the human body.
- Write the names neatly and spell them correctly in french.
- Use colors to make your chart attractive and easy to understand.
- Maintain proper spacing and presentation.

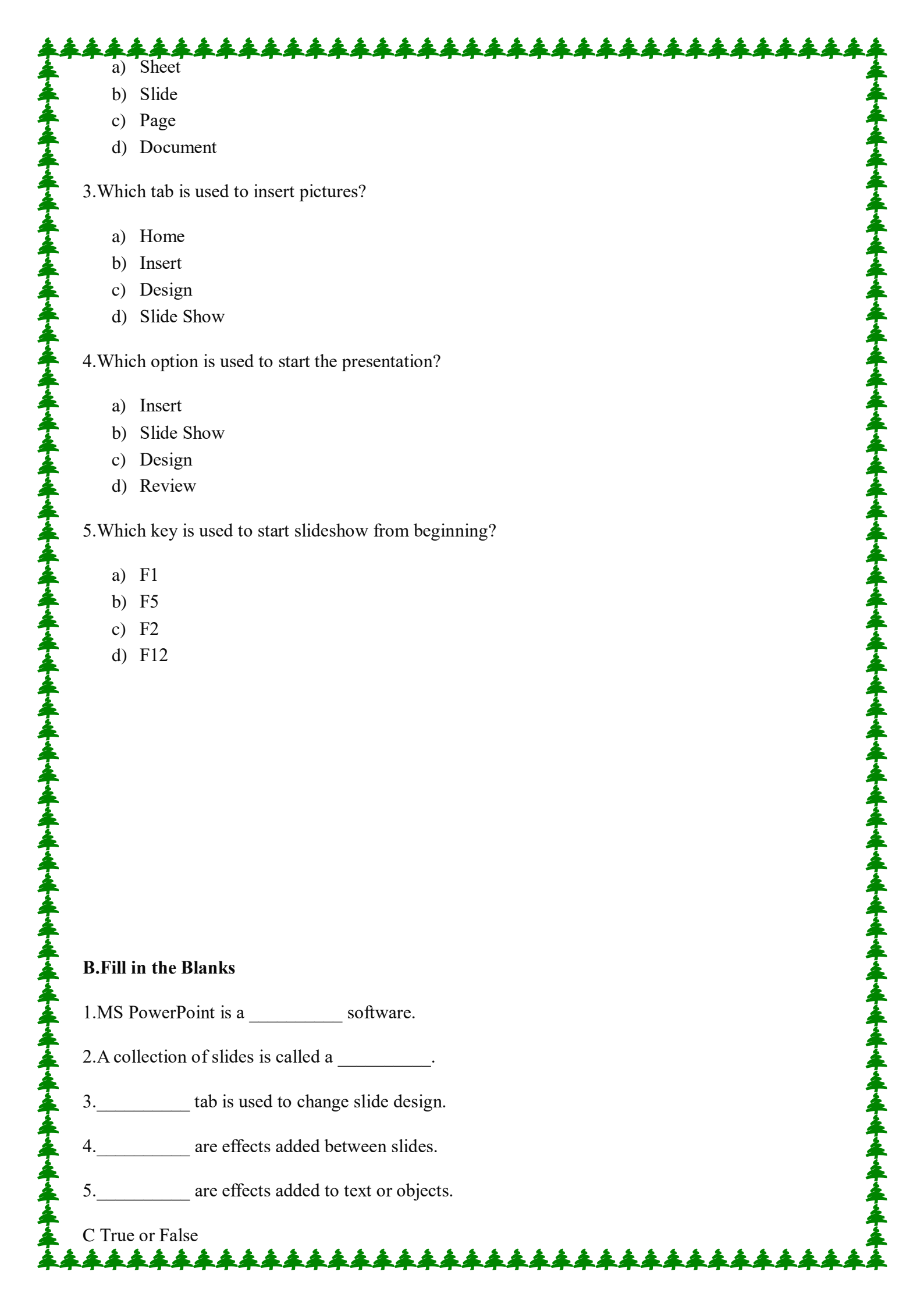
Computer

A Multiple Choice Questions (MCQs)

1.MS PowerPoint is used to create:

- a) Documents
- b) Presentations
- c) Spreadsheets
- d) Programs

2.A single page in PowerPoint is called a:

- 
- A decorative border of small green tree icons surrounds the page.
- a) Sheet
 - b) Slide
 - c) Page
 - d) Document

3. Which tab is used to insert pictures?

- a) Home
- b) Insert
- c) Design
- d) Slide Show

4. Which option is used to start the presentation?

- a) Insert
- b) Slide Show
- c) Design
- d) Review

5. Which key is used to start slideshow from beginning?

- a) F1
- b) F5
- c) F2
- d) F12

B. Fill in the Blanks

1. MS PowerPoint is a _____ software.
2. A collection of slides is called a _____.
3. _____ tab is used to change slide design.
4. _____ are effects added between slides.
5. _____ are effects added to text or objects.

C True or False

1.PowerPoint is used to create presentations. (____)

2.Slides cannot contain pictures. (____)

3.Transitions are used between slides. (____)

4.Animations are applied to text or objects. (____)

5.PowerPoint cannot add sound or video. (____)

D Activity-Based Question

Create a 5-slide presentation on: “My School”

Include: Title, About, School management, school Facilities.

Art

Make a wall hanging of 1 feet with the use of wool threads.

Complete your art book work till pg.no. 20.

General Knowledge

❖ Complete the book from Pg.no 16 to 21.

❖ Do the Reasoning Pages from 61 to 66.

❖ Note down the given Current Affairs in GK notebook.

1. Which country is hosting the first Global Big Cat Summit in 2026?
2. Which wetland was recently added to the Ramsar network in early 2026?
3. Which cricket team won the Women's Premier League title 2026?
4. Which state has become the first in India to announce a separate 'Elderly Budget'?
5. The "Nari Shakti Vandan Run" is organised by which ministry?
6. The Bharat Steel 2026 Summit will be held in which state?
7. Exercise Desert Tiger 2026" was conducted between India and which country?
8. Which Indian state launched the "Green Hydrogen Policy 2026"?
9. The G20 discussions on food and fertilizer crisis are being led by which country recently?
10. Which country is hosting the ICC Cricket World Cup 2027?
11. Which organization has launched the quantum processor 'Willow'?
12. Astra Mark-2 missile is developed by which organisation?
13. Which country recently launched its new AI governance framework in 2026?
14. Exercise Varuna 2026" is a naval exercise between India and which country?
15. Which city is the host of the first Raisina Middle East Conference?
16. Which state has Recently Launched the N proud (New Programme for Removal of Unused) initiative?
17. Who has taken the oath as the New Governor of Bihar?
18. Which institution recently extracted silicon carbide from simulated moon soil?
19. Which state government has launched the SHE COHORT 3.0 initiative to empower women-led startups?
20. Which company launched the new AI model "Muse Spark"

Father's day Activity

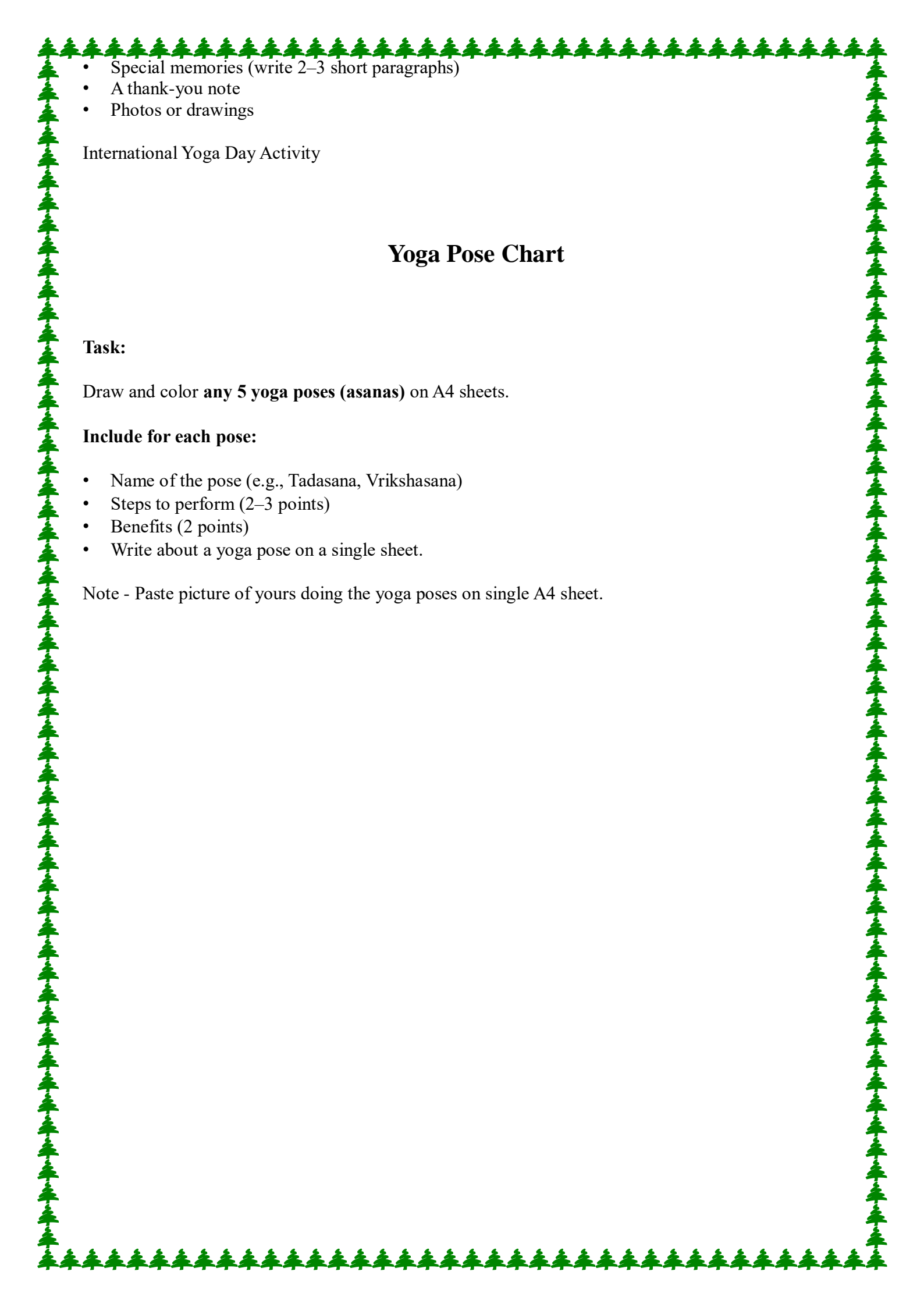
My Father, My Hero" Scrapbook

Task:

Students create a small scrapbook (4–6 pages) about their father.

Include:

- A cover page with title and drawing
- "About My Father" (hobbies, job, favourite food, etc.)

- 
- Special memories (write 2–3 short paragraphs)
 - A thank-you note
 - Photos or drawings

International Yoga Day Activity

Yoga Pose Chart

Task:

Draw and color **any 5 yoga poses (asanas)** on A4 sheets.

Include for each pose:

- Name of the pose (e.g., Tadasana, Vrikshasana)
- Steps to perform (2–3 points)
- Benefits (2 points)
- Write about a yoga pose on a single sheet.

Note - Paste picture of yours doing the yoga poses on single A4 sheet.

THANK YOU

