

ARWACHIN BHARTI BHAWAN
SENIOR SECONDARY SCHOOL

session: 2026-27

SUMMER
HOLIDAYS HOMEWORK

Class -2



ENGLISH

- 1) Write a few lines on 'Our Nation' in a practical file. Learn the lines properly and also make a prop for class presentation . (Eg- National symbols)
- 2) Make 10 flash cards on the topic- synonyms (with pictures).
- 3) Read a story book of your choice and make a book mark using your favourite character.
- 4) Do pages - 7 to 15 in a cursive writing book.
- 5) Do reading practice everyday .

HINDI

पाठ 3: मीठा झगड़ा और पाठ 4: बदल गई सुहानी

व्याकरण विषय: लिंग बदलो और वचन बदलो

गतिविधि 1: मेरी "मीठी" 3D मिठाई की दुकान (Art Integrated)

उद्देश्य: खेल-खेल में "वचन बदलो" सीखना।

आवश्यक सामग्री: पुराना जूते का डिब्बा, रंगीन कागज़, क्ले (Clay) या रुई (Cotton)।

निर्देश:

1. पुराने जूते के डिब्बे को एक मिठाई की दुकान की तरह सजाएँ।
2. क्ले या रंगी हुई रुई से गोल 'रसगुल्ले' और 'जलेबियाँ' बनाएँ।
3. दुकान के एक काउंटर पर 'एक' मिठाई रखें और दूसरे पर 'अनेक'।
4. सुंदर लेबल बनाएँ: जैसे 'एक रसगुल्ला' -> 'पाँच रसगुल्ले' और 'एक जलेबी' -> 'चार जलेबियाँ'।



गतिविधि 2: सुहानी की "जादुई खिड़की" (Innovative Design)

उद्देश्य: "लिंग बदलो" का रचनात्मक अभ्यास।

it

निर्देश:

1. एक चार्ट पेपर पर एक घर का चित्र बनाएँ जिसमें दो बड़ी खिड़कियाँ हों।
2. पहली खिड़की पर 'पुल्लिंग' शब्द लिखें (जैसे: भाई, पिता, लड़का, राजा)।
3. खिड़की को इस तरह काटें कि वह खुल सके। खिड़की के अंदर उसका 'स्त्रीलिंग' रूप लिखें (जैसे: बहन, माता, लड़की, रानी)।
4. सुहानी के कमरे की तरह इसे साफ़-सुथरा और रंगीन बनाएँ।



गतिविधि 3: सुलेख कार्य (पृष्ठ संख्या 5-30)

गतिविधि 4 : पंचतंत्र की कहानियां पढ़िए और अपने पसंदीदा किरदार के बारे में कुछ पंक्तियां अपनी प्रैक्टिकल फाइल में लिखें।

MATHS

1. learn and write tables from (2 to 10) in your notebook.
2. Create a scene using cutouts of different shapes on A-3 size sheets.


For example -



These are just examples using your own creativity.

3. Complete the worksheet and paste it in your practical file.

4. The Rotating Addition Wheel -



Construct a colorful, rotating addition wheel using cardboard and paper to demonstrate basic arithmetic operations.

Name: _____ **2 Digit Addition**
(with regrouping)

		6	9
+		3	4
<hr/>			

		4	1
+		3	9
<hr/>			

		5	8
+		2	3
<hr/>			

		2	9
+		7	5
<hr/>			

		3	8
+		8	3
<hr/>			

		2	9
+		7	5
<hr/>			

		5	7
+		3	6
<hr/>			

		5	8
+		6	4
<hr/>			

		1	4
+		9	8
<hr/>			

		1	7
+		6	4
<hr/>			

		3	9
+		7	2
<hr/>			

		8	3
+		3	9
<hr/>			

WORKSHEET-2
CLASS - 2

NAME- _____

DATE- _____

1. Break these numbers into Hundreds, Tens, and Ones:

A) 615: _____

B) 640: _____

C) 607: _____

D) 699: _____

2. Write the number names for the following digits:

A) 645: _____

B) 632: _____

C) 678: _____

D) 700: _____

3. Complete the tables.

A) $5 \times 4 =$ _____

D) $7 \times 3 =$ _____

B) $4 \times 9 =$ _____

E) $3 \times 8 =$ _____

C) $6 \times 6 =$ _____

F) $8 \times 2 =$ _____

4. Write the number in ascending order.

A) 645, 612, 689, 601 = _____, _____, _____, _____

B) 700, 655, 620, 680 = _____, _____, _____, _____

C) 699, 601, 650, 675 = _____, _____, _____, _____

5. Write the numbers in Descending Order.

A) 610, 630, 620, 640 = _____, _____, _____, _____

B) 700, 690, 680, 670 = _____, _____, _____, _____

C) 605, 615, 625, 635 = _____, _____, _____, _____

E.V.S

Activity 1.

Theme: “Learn, Create and Enjoy”

1. GOOD HABITS AND MANNERS

Activity 1: My Good Habits Tree 🌳

Material: Chart paper, green paper leaves, sketch pens

How to Make:

Draw a big tree trunk.

Cut leaf shapes from green paper.

Write one good habit on each leaf.

Paste leaves on the tree.

Innovative

Idea:

👉 Make it a 3D Standing Tree Model using cardboard rolls.

Activity 2: Road Safety City Model 🚗

Make a mini city using: Toy cars ,Zebra crossing etc.

Teach:

- Wear helmet
- Use seat belt
- Walk on footpath

Activity 3

PEOPLE WHO HELP US 

Activity 1: Community Helpers Wheel

Material: Paper plate

Divide into sections: Doctor, Teacher, and Police etc.

Write:

- What they do and Tools they use

Activity 4.

4. OUR FESTIVALS 

- Activity 1: Festival Scrapbook

Paste pictures of festivals:

Write:

- When celebrated, Special food and Clothes worn

DRAWING

1. Draw a scenery and colour it with primary and secondary colours in your file
2. Make a colourful Paper Rangoli with the help of glitter sheets, mirrors and decorative material for reference
<https://pin.it/1nVuRF8DR>
3. Make your own creative Tea coaster with cardboard, jute rope and other decorative material for reference : Refer to pg 46 of Art exploration
4. Complete gs 24,30,34,43,45,46

COMPUTER

(Class 2)

Worksheet

Name: _____ Date: _____

A. Fill in the blanks

1. A computer is a _____ machine.
 2. The keyboard is an _____ device.
 3. The monitor is an _____ device.
 4. CPU is a _____ device.
 5. We use a _____ to store data.
-

B. Match the following

Column A

1. Keyboard
2. Monitor
3. CPU
4. Printer

Column B

- a. Output device
 - b. Input device
 - c. Gives print
 - d. Brain of computer
-

C. Tick (✓) the correct answer

1. Which of these is hardware?
 Mouse
 Paint
2. Which is software?
 Monitor
 Scratch
3. Which device shows us the result?
 Monitor
 Keyboard

D. Write True or False

1. Mouse is an input device. _____
 2. CPU is called the brain of the computer. _____
 3. Printer is an input device. _____
 4. Software can be touched. _____
-

E. Name the following

1. One input device: _____
 2. One output device: _____
 3. One storage device: _____
 4. One software: _____
-

F. Short Answer Questions

1. What is a computer?

2. Name any two input devices.

3. Name any two software.

-

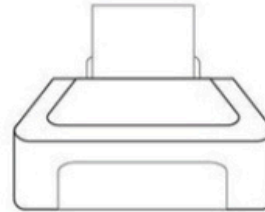

G. Circle the odd one out

1. Keyboard, Mouse, Monitor, CPU
2. Windows, Linux, Paint, Mouse

Name: _____

COMPUTER PARTS WORKSHEET

Write the correct name under each part or device, then color it!



H. Paste output device and input device and storage device pictures in your scrapbook.