



Arwachin Bharti Bhawan Senior Secondary School

Session: 2026–27

Class: I

📖 HOLIDAY HOMEWORK 📖

✨ *“Holidays are the perfect time to learn, explore and have fun!”*

🌈 *“Do a little work every day and enjoy your holidays in a happy way!”*



★ ENGLISH

1. My Noun Wall Hanging

Make a beautiful wall hanging using **Naming Words (Nouns)**.

👉 Example: boy, girl, cat, school, ball

2. Opposite Words Flash Cards

Make flashcards of opposite words.

👉 Example: big–small, hot–cold

3. Reading Activity

Read lesson “Zibu and Zizo”

Find and Write any **5 difficult words** in your English notebook

4. Book Work

Complete activity given on **Page no. 6**

5. Cursive Writing Practice

Do **Page no. 7 to 15**

6. Sound Words Practice

Learn ‘ch’ and ‘sh’ **Sound words** done in class notebook.

★ हिंदी

1. ‘संज्ञा’ चार्ट बनाओ

चित्रों के साथ संज्ञा पर एक सुंदर चार्ट बनाएं।

2. ‘ई’ मात्रा के शब्द

10 शब्दों के चित्र scrapbook में बनाये /चिपकाएँ।

3. ‘दिनों का इंद्रधनुष’

• A3 शीट पर सुंदर इंद्रधनुष बनाएं

• हर रंग पर एक दिन का नाम लिखें (सोमवार , मंगलवार , बुधवार , गुरुवार , शुक्रवार , शनिवार , वरविवार)।

4. पाठ अभ्यास

पाठ-3 (नई साइकिल) पढ़ें और पाठ में आए ‘ई’ की मात्रा के शब्द हिंदी की कॉपी में लिखो ।

👉 5. कलित (सुलेख माला)

पृष्ठ नः- 6 से 15 तक पूरा करो ।

★ MATHS

1. Learn Tables

Tables of 2, 3 and 4

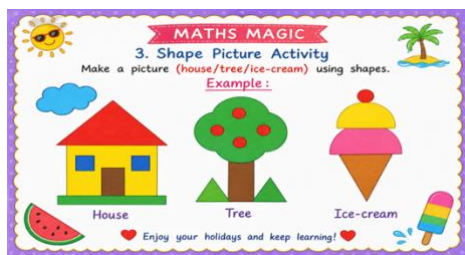
2. Number Flash Cards

Make 5 flashcards of any 2 numbers in between (1–10)

👉 Example: one side - 7 , other side – Seven.

3. Shape Picture Activity

Make picture of (house/tree/ice-cream) in the scrapbook with the help of shapes.



4. Book Work

Do page no. 22, 23, 24, 25, 28 and 103 in book.

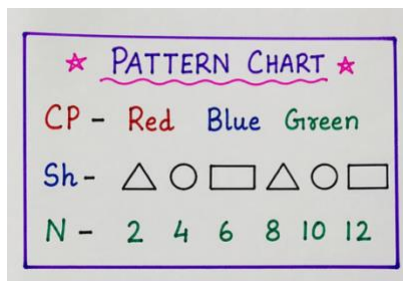
5. Pattern Chart

Draw one pattern's chart with each pattern on it .For eg:-

a) Colour Pattern

b) Shape Pattern

C) Number Pattern



★ EVS

1. Book Work

Complete all questions and activities given on Page 5–8 and Page 26 in the EVS book.

2. Human Body Chart

Draw or paste a human body picture and label the body parts neatly on an A3 size sheet.

3. Growing Up Activity

Paste 3 photos (birth, 1 year old, present) in the EVS notebook to show your growth.

4. My Family Tree

Make a family tree with pictures and names. Also mention the type of family (Nuclear/Joint/Small/Big) in a scrapbook.

5. Healthy Day Routine

Show your daily healthy routine by drawing or pasting any 5 pictures of activities you do to stay healthy.

For example: yoga, exercise, cycling, etc. in a scrapbook.

6. Know your National Symbols

- draw a national flag on A3 size sheet and colour it.
- paste pictures of our national symbols in your scrap book. (Ex- national flower, national tiger, etc). Also write their names. (Paste at least 5 national symbols)

★ G.K. (IQ)

🚦 1. Traffic Light Activity

Make a 'traffic light' in your scrapbook (refer page no.9).

📖 2. Reading

Read **Page no. 8.**

📖 3. Book Work

Do **Page no. 10 & 11 in book.**

★ DRAWING 1. Make a scenery with the help of earbud printing in your file For reference <https://pin.it/4dE8QuE1e>

2. Make a Wall decor with waste carton, cardboard, colourful paper and decorative materials for reference <https://pin.it/4c1hajQkB>

3. Make an Aluminium painting on small MDF board or any cardboard for reference <https://pin.it/5vsZVgHUp>

4 Complete book pgs 33, 34,38,40,44 of Art exploration book.

★ COMPUTER

1. Tick (✓) the Correct Option

1. A computer is a: Animal Machine Fruit
2. We use a _____ to type. Mouse Keyboard Monitor
3. The screen of a computer is called: CPU Monitor Printer
4. Which part is used to click? Mouse Keyboard CPU

2. Rearrange the Spellings

1. EYKBAORD → _____
2. MSOUE → _____
3. ROTIMON → _____
4. UPC → _____

3. Match the Following

Monitor	Used to type
Keyboard	Shows pictures
Mouse	Click and move
CPU	Brain of computer

4. True or False

1. A computer helps us to do work fast. _____
2. Mouse is used for typing. _____
3. CPU is the brain of computer. _____
4. Monitor shows us pictures. _____

5. Name the Places Where You Can Use a Computer

1. _____
2. _____
3. _____

6. Answer in One Word

1. Brain of computer: _____
2. Used to type: _____
3. Shows pictures: _____

7. Fill in the Missing Letters


1. K _ _ B _ _ R _
2. M _ _ _ E

3. M _ N _ _ _ R

4. C _ _

5. K _ _ _ O _ R _

8. Colouring Activity








9.

Name: _____

Computer Parts

Identify and match each computer term.

	●	● monitor
	●	● keyboard
	●	● printer
	●	● CPU
	●	● mouse

10. Paste computer and its part images in your scrapbook.