



ARWACHIN WORLD SCHOOL

SUMMER VACATION PLAN

- EXPLORE
- LEARN
- CREATE
- PLAY
- GROW



CLASS II | **SESSION 2026-27**

Happy Days, Bright Ways!



ARWACHIN WORLD SCHOOL
CLASS - II SESSION - 2026-27
SUMMER VACATION HOLIDAY
HOMework



Summer brings sunshine, laughter, and cheer,
Time to learn and have fun all through the year! 🌞 🌈

Dear Students,

Summer vacation is a wonderful time to relax, refresh, and enjoy with your family and friends. It is also a perfect opportunity to discover new things, explore your interests, and use your creativity in meaningful ways.

Holidays are not only for fun and play, but also for learning in joyful ways. The holiday homework has been thoughtfully planned to help you revise what you have learned, develop new skills, and stay connected with your studies. Complete all the activities neatly and on time while enjoying your break.

Here are some simple ways to make your summer vacation enjoyable as well as productive:

- **Speak in English as much as possible with your family and friends.**
- **Use the four magic words every day – *Please, Sorry, Thank You, and Excuse Me.***
- **Help your parents with small household tasks like arranging your room, dusting, or watering plants.**
- **Read storybooks and share what you learn from them.**
- **Revise the topics covered in all subjects regularly.**
- **Do not use any classwork notebook for any holiday homework. Loose worksheets will not be accepted.**
- **Paste all the worksheets in their respective subject enrichment notebooks only.**
- **Practice yoga or any physical activity to stay healthy and active.**

Let this summer be a perfect blend of learning, creativity, and fun. Enjoy your holidays and come back with happy memories and exciting experiences!

ENGLISH

1. Read any storybook based on values and morals, such as Panchatantra stories.
 - Write 6–7 sentences about your favourite story and explain why you liked it.
 - Mention the moral of the story.
 - Name your favourite character and make a puppet of that character.
2. Find and list nouns from the story under these categories:
 - Person
 - Place
 - Animal
 - Thing
3. Write five sentences about the safety measures you followed during your summer holidays.
4. Learn any poem of your choice and recite it with proper expressions and actions.
5. Curly cursive writing book : Do pages from pages 09 to 41.
6. Write ten sentences using common nouns and proper nouns. Underline:
 - Common nouns in blue
 - Proper nouns in green

(Work to be done in the English enrichment notebook)

HINDI

1. पाठ-3 'मीठा झगड़ा' कविता याद कीजिए। आपको कौन सी मिठाई सबसे ज़्यादा पसंद है उसके बारे में अपनी हिंदी एनरिचमेंट नोटबुक में लिखें ।
2. किसी एक पेड़ का सुंदर चित्र बनाइए और उसकी पत्तियों पर पेड़ से मिलने वाली वस्तुओं के नाम लिखिए।
3. घर पर पाँच पौधे लगाइए और उसकी फोटो खींचकर अपनी क्लास टीचर को 1 जून तक भेजें ।
4. प्रतिदिन पाँच शब्द लिखकर श्रुतिलेख का अभ्यास कीजिए।
5. कोई एक छोटी कहानी याद कीजिए और उसे हाव-भाव के साथ सुनाने का अभ्यास कीजिए।
6. Complete pages of हिंदी सुलेख माला : 5-45

(हिन्दी कार्य एनरिचमेंट कॉपी में करें)

MATHS

- (a) Learn and write tables of 2 to 10 in a separate Maths note book.
- (b) Make a clown using different shapes on an A4 size sheet and count and write the shapes like how many triangles, circles & rectangles you have pasted are there.
- (c) Do 5 sums of addition and subtraction every day in rough notebook.
- (d) Do maths book pages 9-21.

Work to be done in Maths enrichment notebook

EVS

1. Plan a trip with your family and observe the road symbols and their importance in our life. Paste road symbols in your subject enrichment notebook.
 2. Do five healthy habits in your life and observe their importance in our life.
 3. Revise all the syllabus till now.
 4. Paste five healthy habit pictures in your subject enrichment notebook that you do in your summer vacation.
 5. Take a printout of given worksheet and paste it in subject.
 6. Do 5 yoga poses and click pictures, share it with the subject teacher by 10th of June
- (Do all the work in EVS subject enrichment notebook)

GARDEN YOGA FOR KIDS



Pretend to be a tree

Tree Pose: Stand on one leg. Bend the other knee and place the sole of your foot on your inner thigh. Sway like a tree in the breeze. Now the other side.



Pretend to be a frog

Squat Pose: Come down to a squat with your knees apart and arms resting between your knees. Touch your hands to the ground. Jump like a frog.



Pretend to be a seed

Child's Pose: Sit back on your heels and bring your forehead down to rest on the floor. Pretend to be a seed in the garden.



Pretend to be a butterfly


Cobbler's Pose: Sit on your buttocks with a tall spine. Bend your legs with the soles of your feet together. Flap your legs like the wings of a butterfly.



Pretend to be a flower

Flower Pose: Lift your bent legs, balancing on your sitting bones. Weave your arms under your legs, palms up. Pretend to be a flower in bloom.





Number your thumb.

Write down the names of your family members and their relation with you in the space provided.

1.	Name
	Relation
2.	Name
	Relation
3.	Name
	Relation
4.	Name
	Relation
5.	Name
	Relation

Paste both the worksheets in EVS subject enrichment notebook

French :-

Prepare the French flag using a glitter sheet.

Instructions:-

- **The flag must be made in vertical stripes (blue, white, and red in correct order).**
- **The work should be neat, clean, and well-presented.**
- **Make the flag attractive by showing creativity.**
- **Avoid using extra decorative items other than glitter sheets.**

Art & Craft

Art Holidays HW:-

- ◆ **Make a scenery with the use of waste material.**
For example - leaves ice cream stick newspaper wool thread pulses etc in your drawing file.
- ◆ **Complete your art book work till pg.no. 15.**

GENERAL KNOWLEDGE

Q1. Who is the President of India in 2026?

A. Droupadi Murmu .

Q2. Who is the Prime Minister of India in 2026?

A. Narendra Modi .

Q3. What is the capital of India?

A. New Delhi .

Q4. Which day is celebrated on 24 January?

A. International Day of Education .

Q4. Which state started an AI research institute in 2026?

A. Gujarat .

Q5. Which big cricket event is happening in 2026?

A. ICC Men's T20 World Cup .

Q6. Which country tested a nuclear-powered missile recently?

A. Russia .

Q7. Which medal did Indian shooters win in 2026 ISSF World Cup?

A. Gold medal .

Q8. Which animal is Apis mellifera?

A. Honey bee .Q9. Which state has Kali Tiger Reserve?

A. Karnataka .

Q10. What is the name of India's space mission for humans?

A. Gaganyaan.

Q11. Which planet is closest to the Sun?

A. Mercury.

Q12. What do we call our Earth?

A. Blue Planet.

Q13. Which is the longest river in India?

A. Ganga.

Q14. Which sport is Virat Kohli famous for?

A. Cricket.

Q15. Which country is famous for the Great Wall?

A. China.

Q16. Which device is used to call someone?

A. Mobile phone.

Q17. Which country continues to be a major global oil producer in 2026 ?

A. Saudi Arabia.

Q18. What is the national sport of India?

A. Hockey.

Q19. Which is the national tree of india ?

A. Banyan tree.

Q20. How many states are there in India?

A. There are 28 states in India.

NOTE: Dear parents, kindly make them learn all the question answers during summer vacation and paste both the worksheets in GK notebook.



TUX PAINT WORKSHEET

CLASS 2

Let's learn Tux Paint – a fun drawing program!

A. Fill in the blanks using the help box.





Paint Stamp Colors Magic Save New

- We use _____ to make a new drawing.
- We use _____ to choose different colours.
- _____ tools help us draw with special effects.
- We use _____ to print pictures or shapes.
- We use _____ to save our drawing.
- We use _____ brush to draw on the screen.

B. Write the name of each tool.



C. Match the tool to its use.

- 
 - Fills the colour in a closed area
- 
 - Draws with different effects
- 
 - Draws freehand lines
- 
 - Prints ready made pictures

D. Look at the picture and answer the questions.



- How many clouds are there?

- What colour is the roof?

- What is the shape of the sun?

- Which tool will you use to draw the tree?





WORKSHEET

CLASS 2

Let's start coding with ScratchJr!

A. Fill in the blanks using the help box.

Green Flag Blocks Sprite Stage Code

1. A character in ScratchJr is called a _____.
2. We drag and snap _____ to give commands.
3. The area where the characters move is called the _____.
4. We start the program by clicking the _____.
5. The instructions that make the sprite move are called _____.

B. Write the name of each block.






















C. Look at the picture and write the correct block in the space.

1.    This will make the sprite move _____.
2.   This will wait for _____ seconds.
3.   This will make the sprite _____.
4.   This will _____ the blocks inside it.

D. Look at the stage and answer the questions.



1. How many clouds are there?

2. What is the sprite in the picture?

3. What is on the left side of the sprite?

4. What is on the right side of the sprite?

Happy Coding! 

NOTE : Dear parents, kindly paste  both the worksheets in computer notebook.



SUMMER HOLIDAY HOMEWORK

 Name: _____ Class: - II - _____



Safety and Cleanliness

Q.1 Tick (✓) the correct habits:

1. I run on the road
2. I walk carefully
3. I push others
4. I stand in a queue

Q2. Fill in the blanks:

(road, careful, queue, push)

1. We should cross the _____ carefully.
2. Do not _____ others.
3. Always stand in a _____.
4. We should be _____ on the road.



Arwachin World School



Prepare a chart of your activities that you do in summers with the help of your parents or on you own.



My Road Trip with Parents



When you go out with your parents, look at the road. Which safety symbols did you see? Write 2-3 lines about what you observed?





Wake up early



Exercise daily



**Brush twice
a day**



**Care for
your senses**



**Bathe
everyday**


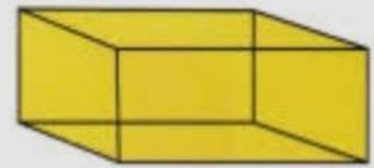
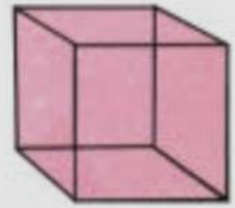


Write down activities that you have followed in summer.

Object

Solid Shape

LearnCBSE.in





Double Digit Addition

NAME: _____

$$\begin{array}{r} 10 \\ + 12 \\ \hline \end{array}$$

$$\begin{array}{r} 13 \\ + 23 \\ \hline \end{array}$$

$$\begin{array}{r} 24 \\ + 12 \\ \hline \end{array}$$

$$\begin{array}{r} 33 \\ + 15 \\ \hline \end{array}$$

$$\begin{array}{r} 14 \\ + 35 \\ \hline \end{array}$$

$$\begin{array}{r} 44 \\ + 22 \\ \hline \end{array}$$

$$\begin{array}{r} 50 \\ + 32 \\ \hline \end{array}$$

$$\begin{array}{r} 82 \\ + 17 \\ \hline \end{array}$$

$$\begin{array}{r} 35 \\ + 22 \\ \hline \end{array}$$

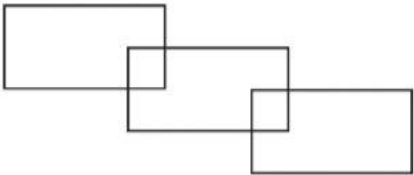
$$\begin{array}{r} 16 \\ + 53 \\ \hline \end{array}$$

$$\begin{array}{r} 66 \\ + 24 \\ \hline \end{array}$$

$$\begin{array}{r} 25 \\ + 73 \\ \hline \end{array}$$




Count these shapes and fill in the blank space.



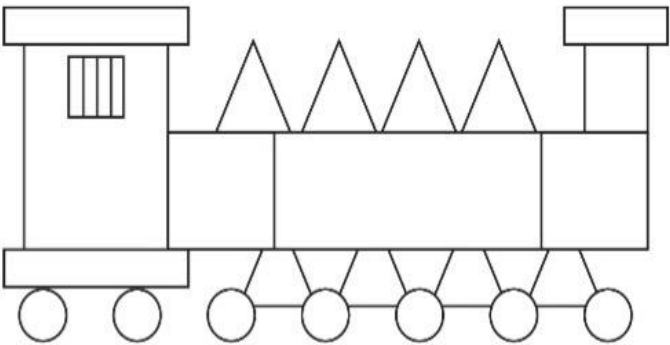
How many _____?

How many _____?



How many _____?

Count these shapes and fill in the blank space.




How many _____?

How many _____?

How many _____?

How many _____?

Complete the pattern.



Hindi Worksheet

Subject : Hindi

Name : _____

Date : _____

प्रश्न1. वचन बदल कर लिखिए ।

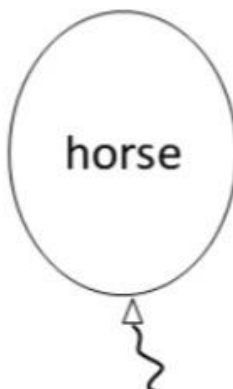
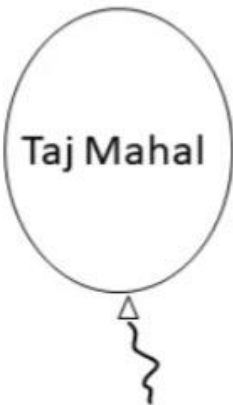
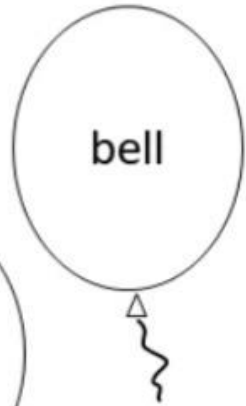
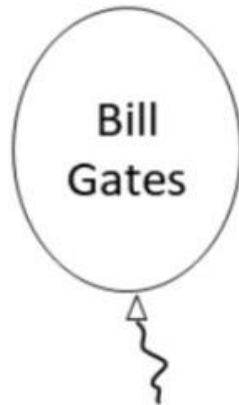
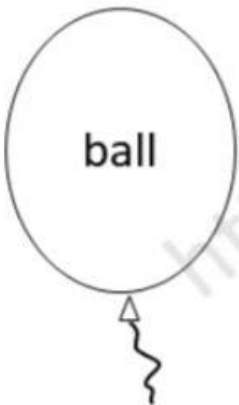
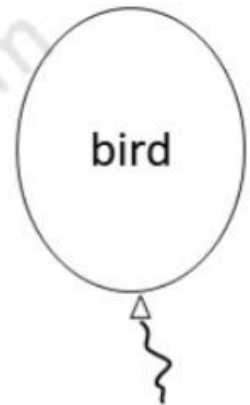
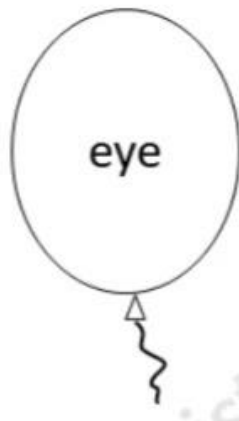
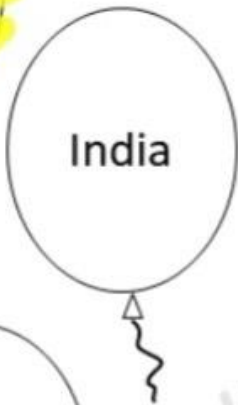

एकवचन	बहुवचन
I. मिठाई
II. पत्ते
III. मछली
IV. दवाई
V. मटका

प्रश्न2. सही शब्द चुनकर खाली स्थान भरो ।

1. पेड़ पर ----- बैठे हैं । (तोता ,तोते)
2. एक ----- साइकिल चला रही है । (लड़कियाँ ,लड़की)
3. ----- घास खा रहे हैं । (घोड़े ,घोड़ा)
4. ----- खाना खा रही है । (बुढ़िया , बुढ़ियाँ)
5. फूल पर ----- बैठी हैं । (तितली ,तितलियाँ)


लिंग	सही जोड़ी मिलाइए।
लिंग बदलो - (जैसे : दादा-दादी)	
लड़का - _____	राजा
नाना - _____	देव
चाचा - _____	भाई
मामा - _____	काका
आदमी - _____	शेर
मुर्गा - _____	मोर
घोड़ा - _____	बकरा
	मोरनी
	बहन
	शरनी
	देवी
	काकी
	रानी
	बकरी

Pick the pencil and color the balloons.



Common and Proper Nouns

Draw a line from the common noun on the left to the correct proper noun on the right.

- | | |
|------------|------------|
| day ● | ● Sally |
| month ● | ● London |
| country ● | ● Tuesday |
| city ● | ● Chris |
| girl ● | ● April |
| pet ● | ● English |
| language ● | ● Spain |
| boy ● | ● Whiskers |
- 

Father's Day

Father's Day is observed on the third Sunday of June. It honours all father's, grandfathers and father figures for their contribution. So on this Father's Day- Pamper your Dad

- Make him feel special in every way
- Surprise him by giving him a card and a gift.

Prepare a mouth-watering recipe which might become his all-time favourite. An example of one such recipe is given below:-

RECIPE TIME

"Banana Split Ice Cream" with your mother's help.

Ingredients:

- 1 Scoop of Vanilla ice cream
- 1 Scoop of strawberry ice cream
- 1 Ripe banana
- Some nuts
- Chocolate Syrup

Method:

Wear your chef cap and apron. Cut a banana in half lengthwise and lay it in the dish. Put scoops of vanilla and strawberry ice cream served in a row between the split banana. Garnish it with crushed nuts and chocolate syrup. Enjoy your banana treat.

SUPER **DAD** CERTIFICATE
this certificate is awarded

TO _____

BECAUSE _____

FROM _____

DATE _____



Activity: “Growing Together with Dad” (Plant + Promise Project)



Concept:

Just like a plant grows with care, children grow with their father’s love. This activity connects **nature + emotions + responsibility**.

What Students Will Do:

1. Plant a small sapling with their father. 🌱
2. Give the plant a **special name** (e.g., “Papa’s Plant” or “My Growth Buddy”).
3. Decorate the pot with colours, stickers, or a small message. 🎨

Innovative Twist (Main Highlight):

👉 Children will create a “**Promise Leaf**” 🌿

- Cut a paper leaf
- Write 1–2 promises like:
 - *I will water my plant every day.*
 - *I will always respect my dad.*
- Tie or paste the leaf on the plant

Reflection Sheet (Simple Writing):

Title: “*Me and My Dad Growing Together*”

- I planted a _____ with my dad.
- I named my plant _____.
- I promise to _____.
- My dad helps me grow by _____.

Creative Part:

- Draw yourself and your dad with the plant
- Or paste a photo 📷

Why This is Innovative:

- Combines **environmental learning + emotional bonding**
- Includes a **hands-on activity + creative expression**
- Teaches **responsibility and values** in a fun way

Note: Do it in **EVS enrichment notebook**.

HAPPY
SUMMER
VACATION!



