


# Summer Vacation Holidays Homework





Class - Bal Vatika 1



















## Introduction:

Dear Parents & Little Champs ,  
Summer vacation is a time for fun, relaxation, and learning new things. 

This holiday homework is designed to keep our little learners engaged in a playful and creative way.   
Children are encouraged to practice small activities daily to improve their skills and confidence. 

Here are some simple ways to make your summer vacation enjoyable as well as productive:

- ✓  Help your child complete the work neatly and regularly. 
- ✓  Encourage your child to speak simple English words daily. 
- ✓  Use the magic words everyday- Sorry , Please Thank you and Excuse Me.
- ✓  Make learning fun through games, rhymes, and activities. 
- ✓  Ensure your child uses crayons and pencils properly. 
- ✓  Maintain cleanliness and proper presentation of the work. 
- ✓  Help your parents with small household task like Dusting watering plants.
- ✓  Revise the topics covered in subjects regularly.
- ✓  Do not use any class work notebook for any holiday homework lose worksheet will not be accepted. Keep it in a labelled folder.
- ✓  Paste all worksheets in worksheet notebook only
- ✓  Practice yoga or any physical activity to stay healthy and active

- ✓ Motivate your child and appreciate their efforts. 😊
- ✓ Submit the holiday homework on time after vacations.

July  
17

🌸 Let's make this summer fun and full of learning! 🌸  
🎉 Happy Holidays! 🎉

### English -

- Learn rhymes from english rhyme book upto pg no 10.
- Learn 3 lines about - "My Self"
- Learn A to Z
- Learn and Identify the names of fruits and vegetables  
Identify the names of fruits and vegetables that your mother brings from the market.
- Colour the picture and tell it's name in English

### हिंदी

- कविताएं याद करो ( पृष्ठ संख्या 8 तक) ।
- मेरा परिचय विषय पर तीन पंक्तियां याद करें।
- अ से अ: तक याद करो।
- जो सब्जियां और फल आपकी मम्मी बाजार से लाती है उनके नाम याद करो व उन्हें पहचानो।

### Maths




- Learn counting 1 to 20
- Make a portrait by using Shapes.
- Count objects at home ( toys , pencils , fans , Chairs etc)
- Identify big and small , Long and short , Circle the odd one , Learn the shapes name
- Tell your age and class
- Try to learn your parents phone number.

### Evs


- Try and practice to speak your Father , Mother , Grand Father , Grand Mother name.
- “Know your family know your roots” on this topic make a family.
- Plant a sapling and water it daily.
- Do healthy habits in your life and observe their importance.
- Note - Make a Portfolio file.

## Activities


### Yoga Day

- 👉 Practice simple yoga poses with parents 
- 👉 Like Tadasana and Butterfly pose
- 👉 Stay active and healthy 
- 👉 Click a photograph and send it to the concerned teacher  19 June.


**INTERNATIONAL YOGA DAY – 21 JUNE**




Butterfly pose




Snake pose




Flamingo pose



Giraffe pose



Dog pose



Monkey pose

**Kid's Yoga ANIMAL POSES**


**CHILDREN'S WELL-BEING IS A COMBINATION OF THEIR PHYSICAL, MENTAL, EMOTIONAL AND SOCIAL HEALTH. THESE ELEMENTS CONTRIBUTES TO OVERALL WELL-BEING, AND WE NEED TO FOSTER POSITIVE WELL-BEING IN OUR CHILDREN FROM AN EARLY AGE. HERE ARE SOME POSE YOU CAN DO WITH YOUR MUMMA PAPA.**

### Environment Day


- 👉 Water plants or plant a small sapling 🌱
- 👉 Learn to keep surroundings clean
- 👉 Click a photograph and send it to the concerned teacher 📷 before 2 June.

## **NATURE WALK - EXPLORE AND LEARN**

**VISIT THE PARK AND COLLECT 2 BIG AND 2 SMALL LEAVES  
AND PASTE HERE**



The child should draw a picture of their father and present it to him as a memory. 💙



- 👉 Make a small card or draw a picture for your father 💙
- 👉 Say “I Love You Papa” and spend time with him 😊
- 👉 Click a photograph and send it to the concerned teacher 📷 before 10 June.

🌟 Parents are requested to help the child perform these activities with love and care. 🌟

🎉 Enjoy learning with fun this summer! 🎉

English

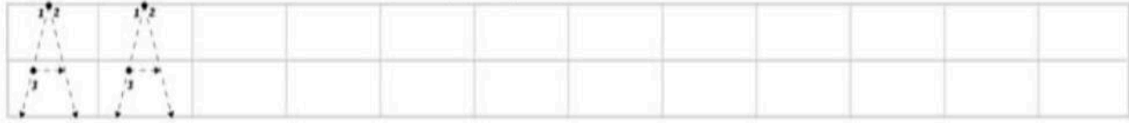
Name \_\_\_\_\_

Date \_\_\_\_\_

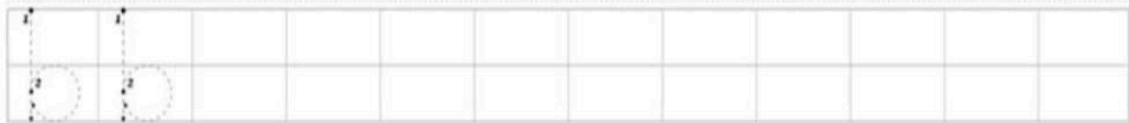
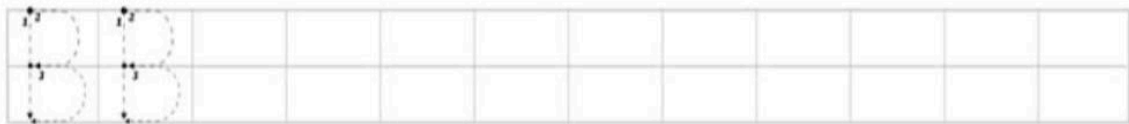
Class \_\_\_\_\_

Worksheet # \_\_\_\_\_

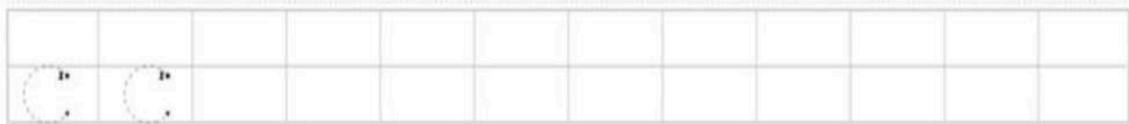
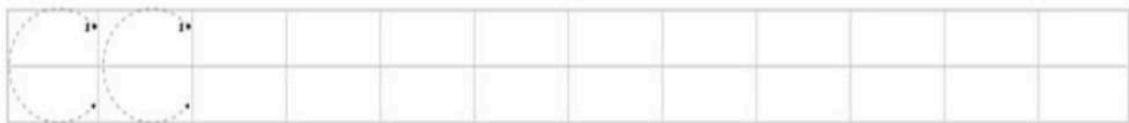
Aa  apple




Bb  ball



Cc  cat



Review



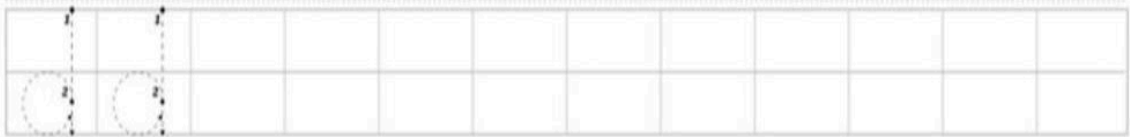
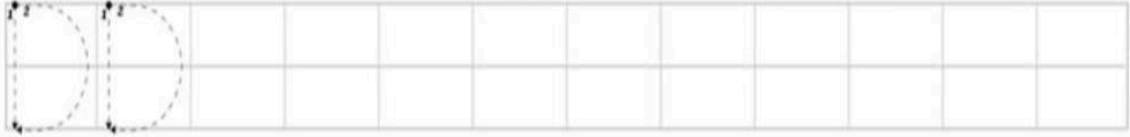
Name \_\_\_\_\_

Date \_\_\_\_\_

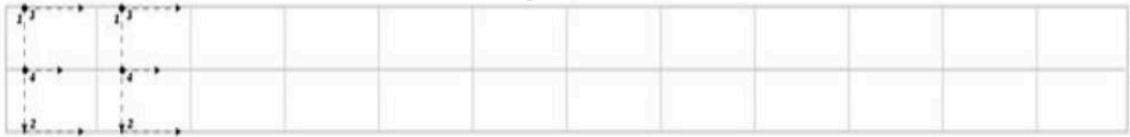
Class \_\_\_\_\_


Worksheet # \_\_\_\_\_


Dd  dog



Ee  elephant



Ff  frog



Review



## हिंदी

# अ

अ अ अ  
अ अ अ


रंग भरें



अनार



अनानास



अजगर

अ	अ	ई	इ	आ
उ	ऊ	अ	ई	अ
ओ	अ	अ	अ	ख
अ	उ	ऊ	इ	अ

अ अक्षर पहचान कर गोला लगाओ।

# अ



क	फ	अ	र	ट
ब	न	अ	स	ज
अ	र	च	म	अ
ऐ	अ	ल	व	ढ
आ	त	ख	ग	अ

# आ

आ

आ


आ

आ

आ

आ

रंग भरें



आम



आग



आठ

आ

अ

ई

अः

आ

उ

आ

अ

ई

आ

ओ

औ

आ

आ

ख

आ

ओ


ऊ

आ

औ

आ अक्षर पहचान कर गोला लगाओ।

आ



क

फ

आ

ट

ब

न

अ

स

ज

आ

द

आ

म

अ

उ

ऐ

अ

ल

आ

व

त

आ










ख

ग

झ

**WRITE THE NUMBERS 1 TO 10**

1					
2					
3					
4					
5					
6					
7					
8					
9					
10					



# MY HOUSE

## MATCH



**BEDROOM**



**KITCHEN**



**HOUSE**



**BATHROOM**




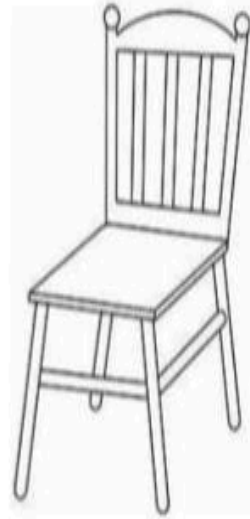

**LIVING ROOM**

**DINING ROOM**



Q Colour the picture and learn their names.

# My School



# ART

Color the picture

