

Happy Holidays



Dear Children,

GREETINGS FROM ARWACHIN WORLD SCHOOL,

Winter has arrived with its cool breeze, cozy blankets, and lots of happy moments. As you enjoy this beautiful season with your family, we want you to also keep your little mind active, curious, and growing. You're winter holiday homework is filled with fun activities to help you learn in a joyful way. These tasks are not meant to burden you, but to help you explore, imagine, and discover new things even while you are at home. During the holidays, try to do a little each day. Read a story, draw a picture, observe nature, help your parents, and practice the activities given to you.

Remember, learning happens everywhere—not just in school.

Every small effort you make will help you become more confident and responsible.

Always believe:

✦✦ *You are capable.*

✦✦ *You are smart.*

✦✦ *You can achieve anything with practice and patience.*

Enjoy your winter break—play, rest, and spend time with the people you love.

At the same time, keep your curiosity alive, and complete your homework with interest and excitement.

HAPPY NEW YEAR 2026

We look forward to seeing your bright faces and wonderful work after the holidays!































**Stay warm, stay safe, and keep shining brightly! Happy
Winter Holidays ❄️🧸**

INSTRUCTIONS FOR HOMEWORK





















***TAKE THE PRINTOUT OF THE SHEETS AND AFTER COMPLETING IT PASTE THE WORKSHEETS IN WORKSHEET NOTEBOOK. * THIS HOMEWORK WILL BE ASSESSED IN UT3 SO COMPLETE ALL THE GIVEN WORK. * SUBMISSION OF THE HOME WORK WILL BE DONE WHEN THE SCHOOL WILL REOPEN TO THE CLASS TEACHER. * DO NOT FORGET TO UTILIZE YOUR TIME IN READING AND WRITING PRACTICE.**

CLASS- BALVATIKA 2

Subject English

read	write	color
cut  		  
nut  		  
hut  		  
mud  		  
bud  		  

Q.2 One Many

	bun	 	
	ball	  	
	bat	  	
	star	 	
	table	 	
	bird	 	

Q 3 Use Of a, an



_____ mango



_____ cap



_____ tomato



_____ egg



_____ owl



_____ whistle



_____ book



_____ igloo



_____ ant



_____ umbrella



_____ apple




_____ tree

Q.4 Circle the Correct sound



ch
sh



ch
sh



ch
sh



ch
sh



ch
sh



ch
sh



ch
sh



ch
sh

Subject Hindi

Q.1 चित्र देखकर नाम चिखें



1 _____



2 _____



3 _____



4 _____



5 _____



6 _____



7 _____



8 _____



9 _____

Q3 किन्ही ५ सब्जियों के नाम लिखो:

1 _____

2 _____

3 _____

4 _____

5 _____

Q.4 किन्ही 4 फलो के नाम लिखो

1 _____

2 _____

3 _____

4 _____

Q5 कोई 5 अंगों के नाम चिखें

1. _____

2 _____

3 _____

4. _____

Q-6 मिलान करो



कार




आठ



आम



हाथ



अनार

8

बादल



गाजर



जहाज



टमाटर



जानवर

Subject- Maths

(Worksheet-1)

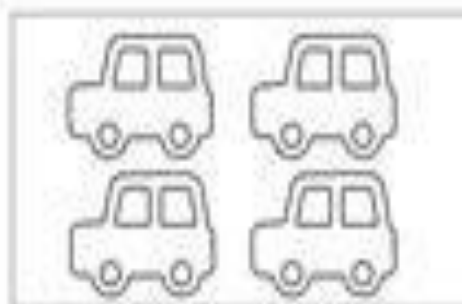
Q-1 Write missing numbers 201-250

201	202	203		205
206		208	209	210
211		213	214	
216	217		219	220
	222	223		225
226		228	229	230
	232		234	235
236	237	238		240
241		242	243	
246	247		248	

Q.2 What comes:

Before	Between	After
77	80	82
87	59	61
14	11	13
19	78	80
28	89	91
40	22	24
55	44	46
63	55	57
54	10	12
81	15	17
90	21	23
93	26	28
34	29	31
34		

Q- ADDITION




4

+



2

=



3

+



3

=




2

+



1

=



4

+



3




=













MATHS

WORKSHEET -2

Q1 FILL in the missing number names

	t _ o
	_ even
	fou _
	_ ne
	s _ x
	t _ ree
	f _ _ ve

Q-2 Match the following shapes

	•	•	
	•	•	
	•	•	
	•	•	
	•	•	

EVS WORKSHEET-1

1. Q: What color are most leaves?

A: Green.

2. Q: What do plants need to grow?

A: Sunlight, water, and air.

3. Q: Which part of the plant grows under the soil?

A: Roots.

4. Q: What machine helps us type and learn?

A: Computer.

5. Q: Which part of the computer shows pictures?

A: Monitor.

6. Q: Which part of the computer is used to type?

A: Keyboard.

7. Q: Is a computer a living thing?

A: No.

8. Q: What do we use to move the cursor?

A: Mouse.

9. Q: Which animal is called the king of the jungle?

A: Lion.

10. Q: Which animal gives us milk?

A: Cow.

11. Q: Which animal barks?

A: Dog.

EVS WORKSHEET -2

1. Q: What do trees give us to breathe?

A: Oxygen.

2. Q: Which plant is known for its beautiful smell?

A: Rose

3. Q: Is a computer a living thing?

A: No.

4. Q: What do we use to move the cursor?

A: Mouse.

5. Q: Which season has colorful flowers?

A: Spring.

6. Q: What do we use in the rainy season?

A: Umbrella or raincoat.

7. Q: Which season has lots of flowers?

A: Spring.

8. Q: Which season has falling leaves?

A: Autumn.

9. Q: What do we wear in winter?

A: Warm clothes.

10. Q: What do children like to do in summer?

A: Eat ice-cream.

11. Q: What do we use during heavy rain?

A: Raincoat.

Subject Art Q-

Colour the given picture

