

Holiday HOMEWORK

NAME _____

CLASS- _____

Holiday homework

Class IV

Session 2025-2026

SUNSHINE DAYS AHEAD!

Every summer is like a blank page waiting to be filled with joy, laughter, and wonderful memories. Make the most of each day by doing what brings you happiness. Whether it's exploring new places, playing with friends, or relaxing with your family, let this holiday be full of fun and smiles. Cherish these special moments and hold them close in your heart—they are treasures for a lifetime!

HAPPY HOLIDAYS!

(PRINCIPAL)

Dear Parents,

The summer break has arrived—a perfect chance for our young learners to discover, explore, and enjoy beyond their regular routines.

As we all continue to move forward with strength and positivity, let's help our children build habits that are joyful and meaningful. This vacation can be a time of fun and learning if we engage them in small, purposeful tasks.

Encourage them to:

- Read interesting books
- Take part in everyday activities like:
 - Organizing their study space
 - Watering plants
 - Setting the dining table
 - Assisting grandparents or younger siblings



These activities will help nurture a sense of responsibility, independence, and empathy. Spend time reading, laughing, creating, and bonding with your children. You are their biggest inspiration and guide.

Wishing you a safe, fun-filled, and meaningful holiday.

ENGLISH

1. My Holiday in a Paragraph”

Task:

- Click or draw 4 pictures from your holidays.
- Write a paragraph on each picture using sequence words (First, Then, Next, Finally).
- Put them together as “My Holiday Journal.”



OR

My Imaginary Pet”

Task:

- Imagine a pet that doesn’t exist (like a flying rabbit or rainbow fish).
- Draw it and give it a name.
- Write a paragraph describing its appearance (use adjectives) and a short story of a day spent with it.



2. Picture Paragraph Puzzle

Instructions:

- Cut or print 2–3 random pictures (animals, people, places).
- Mix and match them to create a silly or surprising scene.
- Write a paragraph describing what’s happening using describing words and articles.
- Title your paragraph in a funny way (e.g., “The Cow Who Went to School”).



Do on A4 size sheets

Rubrics for assessment

Creativity	Content	Relevance
2	1	2

HINDI

वृक्ष हमारे जीवन का आधार हैं वे स्वयं जीवंत होने के साथ- साथ हमारे जीवन के लिए प्राणवायु देते हैं ।

- बीज से वृक्ष बनने की अवस्थाओं को एक A3 साइज़ शीट पर चित्रित कीजिए ।

-किन्हीं तीन औषधीय पौधों की पत्तियाँ चिपकाकर उनके प्रयोग लिखिए ।



अथवा

वर्ण भाषा की सबसे छोटी इकाई है किंतु यही हिंदी भाषा का आधार है ।

संदर्भ पाठ - 2 वर्ण- विचार की सहायता से **वर्ण** संबंधित मुख्य बिंदुओं (वर्णमाला, स्वर, व्यंजन, संयुक्ताक्षर , अनुस्वार, अनुनासिक, आयोगवाह आदि) पर एक आरेख (diagram) तैयार कीजिए ।

आरेख बनाने हेतु A3 साइज़ शीट का प्रयोग करें ।



मूल्यांकन हेतु मापदंड

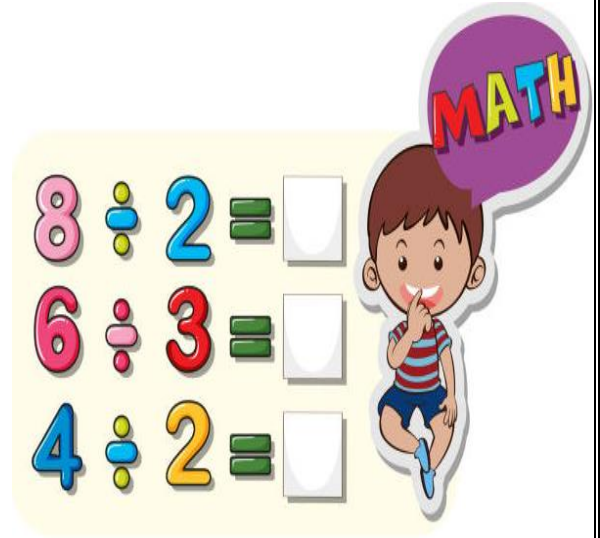

विषय-वस्तु	प्रस्तुतीकरण
3 अंक	2 अंक

MATHS

Assignment no- 1

"Division is not about breaking things apart, it's about sharing them fairly."

Design a creative working model using paper cups, cardboard and straws to show how division helps in sharing things equally among groups? Create a hands-on model that demonstrates equal sharing or grouping in a fun and visual way.



Instructions

- Use simple materials like paper cups, cardboard ,straws, and any small objects (like beads, buttons, or seeds) to represent items being divided.
- Your model should show how to share all items equally into groups, or how many items each group gets.
- Use your own creativity to create the model .Refer to the link provided for some more ideas.

Assignment no- 2

1.) Collect registration numbers of any 6 cars in your locality and on A-3 sheet :

(a) Write the numbers in words .

- (b) Write the numbers in expanded form .
- (c) Arrange the numbers in place value table .
- (d) Arrange the numbers in ascending and descending order.



OR

Find out the height (in meters and centimeters) and weight (in kilograms) of 10 of your friends /family members. Arrange this data in increasing and decreasing order on A-3 size sheet . Who is the tallest? Who is the heaviest?

Rubrics for assessment

Neatness	Accuracy	Application
1	2	2

SCIENCE

Activity 1- “From Field to Plate – The Journey of Our Food”

1. On chart paper or A3 sheet, draw 5 steps showing how food reaches your home:
Farming → Growing → Transport → Shopping → Cooking.


2. Write 1–2 sentences for each step.
3. Make a small table showing 2 Rabi and 2 Kharif crops and whether they need more rain.

4. Add small drawings and color the chart to make it attractive.



Activity 2- Draw or paste 1–2 plants from that category (e.g., Pine for Evergreen, Mango for Deciduous, Cactus for Desert).

- Write 2–3 lines about:
- Where the plant grows
- One special feature or adaptation (e.g., cactus stores water in its stem)
- Why that feature helps the plant survive



Activity 3 (Optional)

Visit a science museum along with your parents or friends. Take a few pictures during your visit and neatly paste them on an A4 size

sheet. Write a short paragraph describing your experience at the museum.

Rubrics for assessment

Accuracy of facts	Neatness in presentation	Presentation of facts	Timely submission
2	1	1	1

SOCIAL SCIENCE

Good Citizen Project: “My Good Deeds Passport”

Objective: Help students understand the qualities and responsibilities of a good citizen.

Activity:

- Design a “Good Citizen Passport” – a small handmade booklet with a cover page and 8–10 pages inside.
- Each page represents a “good deed” a child does during the holidays, such as:
 - Helping parents at home
 - Throwing garbage in the dustbin
 - Planting a tree or watering plants
 - Saying “thank you” and “sorry”
 - Following traffic rules while walking with adults
 - Sharing toys/books with friends or siblings



The student will:

- Draw or paste a picture (or click one) of the deed
- Write 2-3 lines describing it
- Ask parents/guardians to sign or stamp the page like a real passport
- Decorate the passport with symbols of India like the tricolour, Ashoka Chakra, etc.

OR



Sports and Games: “India’s Playground – A Scrapbook”

Objective: Explore traditional and modern games played in India.

Activity:

- Make a scrapbook divided into two sections:
- Traditional Games (e.g., Kho Kho, Gilli Danda, Kabaddi)
- Modern Sports (e.g., Cricket, Tennis, Football)
- For each game, include:
- Picture or sketch
- Short description: how it’s played, number of players
- Which state/region it’s popular in
- Fun Fact or famous player
- Optional: Paste a photo of yourself playing one of them!

Rubrics for assessment

Neatness	Content	Creativity
1	2	2

Karadi Path

Read Tak-Tak story book and write a short summary of the story on a colorful A4 sheet. Choose a character of your choice from the story and make a beautiful colourful picture