



# Holiday HOMEWORK

NAME \_\_\_\_\_

CLASS- \_\_\_\_\_



**HURRAY! IT'S TIME FOR FUN AND PLAY!  
IT'S TIME FOR HOLIDAYS!!**

**Longer days and shorter nights  
Dark shades & brighter lights  
Favourite music & best friends  
Keep away pencils keep away pens.  
Make these days the time of  
your life And make the nights  
just as right This time only  
comes once a year**

**So live it up without inhibition and fear.  
This summer break try and make a difference**

- **Appreciate Nature - Go for long walks in a park or garden with your family and friends.**
- **Good manners are the key - Respect your parents, grandparents and all elders. Use three magical words (Sorry, Please and Thank you).**
- **Stay Fit, Stay Healthy- Play your favourite game / sport regularly.**
- **Learn about our Heritage – Find some time to visit museums and monuments. Read about them.**
- **Save Nature– Contribute to save our precious environment. Minimize the wastage of resources like water, fuel and electricity.**

**Must do:-**

- **Eat healthy food and drink lots of water & juices.**
- **Read every day. Watch less of T.V.**
- **Preapre youelf throughout for FA-II to be held in July (Refer FA-II Syllabus for the same).**





Guidelines for the parents: -

- \* Spend some quality time with your kids. Have at least one meal in a day with them. Play indoor or outdoor games with them. Take them to the park and share your childhood experience with them.
- \* Encourage your child to go outdoor rather than sitting in front of electronic gadgets all day.
- \* Encourage your child to cultivate the reading habit. Get some story books of their choice to read. You can also refer Karadi stories.
- \* Involve your child in household chores like laying the table, watering the plants, washing their own plates, cleaning their cupboards etc... such type of activities give them first-hand experience of real-world skills and makes them independent beings.
- \* Encourage your child to do their homework independently but... under your guidance.

### **Kindly Note:-**

- \* All the projects have to be done in the scrap book.
- \* There is a choice, any one project has to be done of each subject.
- \* Each project will be evaluated on the basis of following rubrics.

❖ **Creativity** – 2 marks

❖ **Presentation**- 1 mark

❖ **Neatness** – 1 mark

❖ **Timely Submission**- 1 mark

- \* **The marks of the projects will be added in FA-II report card.**

**(PRINCIPAL)**



# English


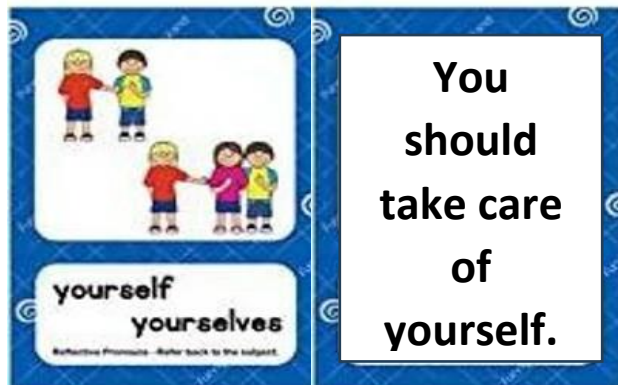
*“Grammar is the reading power for the life of language.”*

**Q.1. Let's be creative and make 4-5 flashcards according to the given roll numbers. Make one sentence by using the same word at the backside of the flash card. Refer the sample shared below:**

- Roll numbers 1-5: Pronoun
- Roll numbers 6-10: Verbs
- Roll numbers 11-15: Adjectives
- Roll numbers 16-20: Adverbs
- Roll numbers 21-31: Noun



I drink  
milk  
every  
morning.



**Q.2. Choose any one picture and describe it in the given space with the help of the hint box. Also colour the chosen picture.**

Children, enjoy, bright, smiling, lovely, day, vacation



---

---

---

---

---

# KARADI PATH

*“The more that you read, the more things you will know.*

*The more you learn, the more places you’ll go.”*

To enhance your reading habits, read the story ‘**The Blue Jackal**’ from the Karadi Path book.

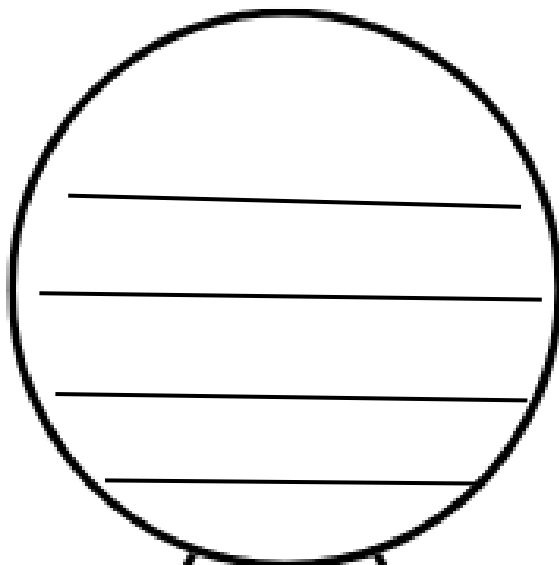


Q.1. Write the “naming words” and “pronouns” from the story in the scrap book.

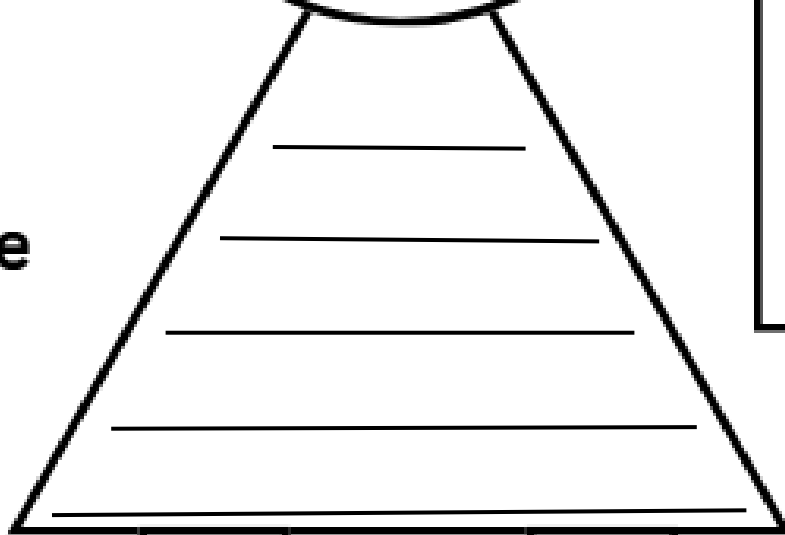
| <i>Naming words</i> | <i>Pronouns</i> |
|---------------------|-----------------|
|                     |                 |
|                     |                 |
|                     |                 |
|                     |                 |
|                     |                 |

Q.2. With the reference of the story “**The Blue Jackal**” from the **Karadi Path** book, complete the shape with the beginning, middle and end parts and paste it in the scrap book.

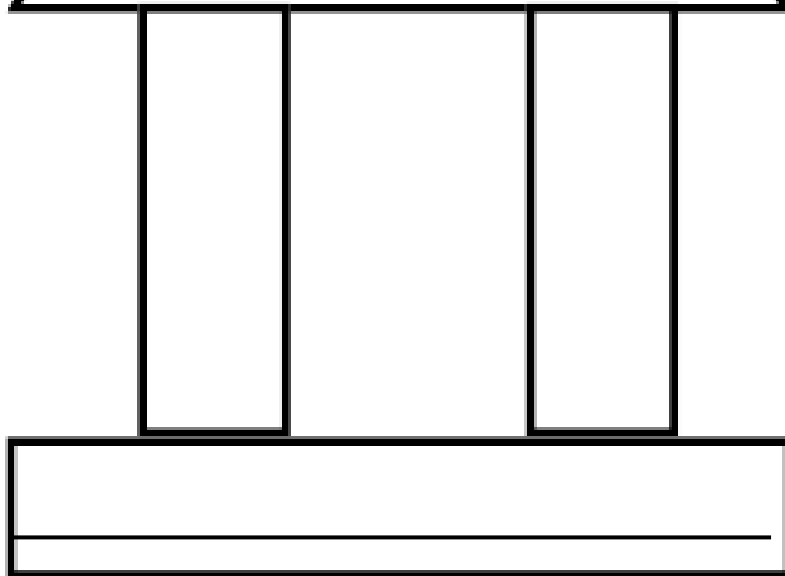
**Beginning**



**Middle**



**Ending**



**Characters**

1. \_\_\_\_\_
2. \_\_\_\_\_
3. \_\_\_\_\_
4. \_\_\_\_\_

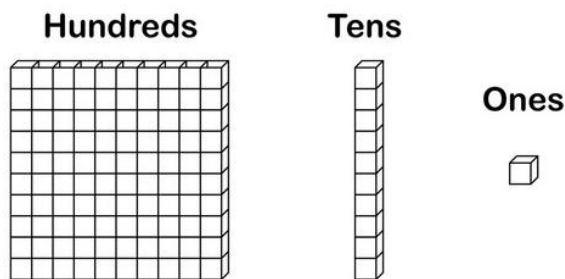


# Mathematics

- 1) “Just like building blocks, numbers are made of parts – hundreds stand tall, tens hold the middle, and ones bring the details together.”

Use your creativity to show numbers- 250 and 384 according to your Roll numbers.

- a) 1 to 15 – Make **3-D** Abacus to show the numbers.  
b) 15 to 31 – Make **3-D** Place Value Blocks.



- 2) Make a **decorative bookmark** showing the addition facts of your favourite number. On one side draw OR paste your favourite cartoon character or shapes. On the other side write the addition facts of that number.

OR



| Addition Facts | Addition Facts | Addition Facts | Addition Facts |
|----------------|----------------|----------------|----------------|
| 1+0=1          | 2+0=2          | 3+0=3          | 4+0=4          |
| 1+1=2          | 2+1=3          | 3+1=4          | 4+1=5          |
| 1+2=3          | 2+2=4          | 3+2=5          | 4+2=6          |
| 1+3=4          | 2+3=5          | 3+3=6          | 4+3=7          |
| 1+4=5          | 2+4=6          | 3+4=7          | 4+4=8          |
| 1+5=6          | 2+5=7          | 3+5=8          | 4+5=9          |
| 1+6=7          | 2+6=8          | 3+6=9          | 4+6=10         |
| 1+7=8          | 2+7=9          | 3+7=10         | 4+7=11         |
| 1+8=9          | 2+8=10         | 3+8=11         | 4+8=12         |
| 1+9=10         | 2+9=11         | 3+9=12         | 4+9=13         |
| 1+10=11        | 2+10=12        | 3+10=13        | 4+10=14        |

- 3) Craft a **Timeless Masterpiece**. Design your own clock to showcase the beauty of time **USING WASTE MATERIAL**.





➤ Write the tables 2-5 with the help of an activity.

### 2x

|                    |
|--------------------|
| $1 \times 2 = 2$   |
| $2 \times 2 = 4$   |
| $3 \times 2 = 6$   |
| $4 \times 2 = 8$   |
| $5 \times 2 = 10$  |
| $6 \times 2 = 12$  |
| $7 \times 2 = 14$  |
| $8 \times 2 = 16$  |
| $9 \times 2 = 18$  |
| $10 \times 2 = 20$ |

### 3x

|                    |
|--------------------|
| $1 \times 3 = 3$   |
| $2 \times 3 = 6$   |
| $3 \times 3 = 9$   |
| $4 \times 3 = 12$  |
| $5 \times 3 = 15$  |
| $6 \times 3 = 18$  |
| $7 \times 3 = 21$  |
| $8 \times 3 = 24$  |
| $9 \times 3 = 27$  |
| $10 \times 3 = 30$ |

### 4x

|                    |
|--------------------|
| $1 \times 4 = 4$   |
| $2 \times 4 = 8$   |
| $3 \times 4 = 12$  |
| $4 \times 4 = 16$  |
| $5 \times 4 = 20$  |
| $6 \times 4 = 24$  |
| $7 \times 4 = 28$  |
| $8 \times 4 = 32$  |
| $9 \times 4 = 36$  |
| $10 \times 4 = 40$ |

### 5x

|                    |
|--------------------|
| $1 \times 5 = 5$   |
| $2 \times 5 = 10$  |
| $3 \times 5 = 15$  |
| $4 \times 5 = 20$  |
| $5 \times 5 = 25$  |
| $6 \times 5 = 30$  |
| $7 \times 5 = 35$  |
| $8 \times 5 = 40$  |
| $9 \times 5 = 45$  |
| $10 \times 5 = 50$ |

### ❖ Pizza Bindi Craft

#### Instructions:

- Cut a big circle (pizza base) from cardboard or paper.
- Divide it into 10 slices.
- On each slice, paste 2 red bindis (to represent pepperoni).
- Write the multiplication fact:  $1 \times 2 = 2$ ,  $2 \times 2 = 4$ ...up to  $10 \times 2 = 20$ .



OR

### ❖ Make a table train

#### Instructions:

- Make a train engine and 10 compartments.
- Each compartment = one multiplication step.
- Example for Table 3: Engine → 3, First boxcar →  $3 \times 1 = 3$ , then  $3 \times 2 = 6$ ... till  $3 \times 10 = 30$ .



# HINDI

दिनों के नाम

रविवार

सोमवार

मंगलवार

गुरुवार

बुधवार

शुक्रवार

शनिवार

प्रश्न 1 सप्ताह के दिनों और महीनों के नामों की एक लड़ी तैयार कीजिए।

उदाहरण

जनवरी फरवरी मार्च अप्रैल मई जून जुलाई

प्रश्न 2 गर्मियों के मौसम में बहुतायत मात्रा में प्रयोग होने वाले पांच फलों के चित्र बनाकर उनकी तीन-तीन विशेषताएं लिखिए। (स्कैप फाइल में)।

मीठा

रसीला

पीला



प्रश्न 3 अपनी पसंद की 5 सब्जियों के मुखौटा बनाकर उनकी विशेषता लिखिए। (स्कैप फाइल में)।

प्रश्न 4 पेज नंबर 58 (व्याकरण सुधा) में वर्ग पहेली में पशु - पक्षियों के छिपे नाम को ढूंढ कर लिखिए।



प्रश्न 5 "सोन चिरैया" पुस्तक के पेज नंबर 149 से 152 संबंधित अभ्यास प्रपत्र पूरा करें।

# EVS

**Q1. Hot Summer Alert!** Let's keep ourselves hydrated by drinking delicious summer cooler drink. Be a '**Summer Beater**' and make a delicious summer drink with the help of an adult. Give a unique name to your drink and write the recipe along with its picture in the scrapbook.



**OR**

**Q2.** We celebrate **World Environment Day on 5<sup>th</sup> June.** **Earth** is the only planet where life exists and we should take care of it. If you get a chance to have your own planet what it would be like? Give wings to your imagination and think about it by following the given hints.

## **Planet Designer**

Name of your planet

Who will live there?

How will you take care of it?

Draw a picture of your planet

What makes your planet unique?



**Q3.** Plant a seed in a small pot and water it daily. Observe it growing, click pictures once a week to record its progress and paste it in your scrapbook. Also give a friendly name to your plant and write FOUR sentences about it.



***G.K.***

\* Revise Page-1-10

## **Hindi Cursive and English Cursive**

\* Do page 10 to 15

***ART***

\* Do page 27, 31, 37,45 in pac book .

***KP***

\* Complete my journal from page no-1-10