



Scholars
Global School



Holiday HOMEWORK

NAME _____

CLASS- _____



A NOTE TO THE PARENTS :-

Sweet as a berry, Summer is merry
Cool fruits and lemonade
A memory that will never fade
Vacations are always FUN
Remember not to go out in the sun!
So let's get together and enjoy This season
, Playing and learning without any reason.

Please help your child to -

- * Revise all the rhymes from Liltng Lyrics done in the month of April and May.**
- * Help them in inculcating good manners – Remember the three magical words –
* THANKYOU * SORRY * PLEASE**

***Give your children a lot of practice for fine motor development activities by doing lot of colouring and scribbling.**

***Complete the practice of Dot Lattice Workbook Page No. 2,4,6,8,10-20.**

***Do Page No. 13,16,17,20,24,57 of Red Book.**

***Make your child more independent by teaching him/her various activities like-**

- * Buttoning and unbuttoning the shirt.**
- * Laying the table.**
- * Folding mats and clothes.**
- * Arranging their toy shelf.**
- * Learn how to wear shoes and socks.**
- * Learn how to zip their school bag and uniform (Shorts).**
- * Sorting and pairing house hold items.**
- * Segregating various sizes of buttons for sequential knowledge.**


Regards

(PRINCIPAL)




WORKSHEET-1

Trace the Standing line



WORKSHEET-2

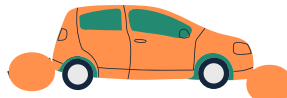
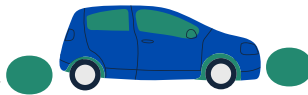
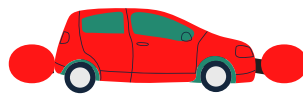
Trace Slanting Lines



WORKSHEET-3

Tracing Lines






Trace the circle.



WORKSHEET-4

Letter Aa





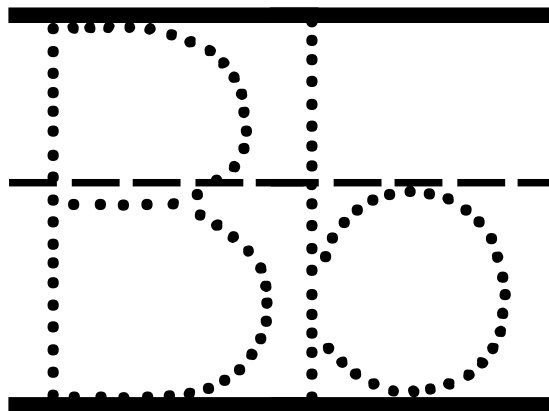




Colour the pictures that begin with letter Aa.



WORKSHEET-5

The Letter B

Color in the objects that start with the letter "B b."



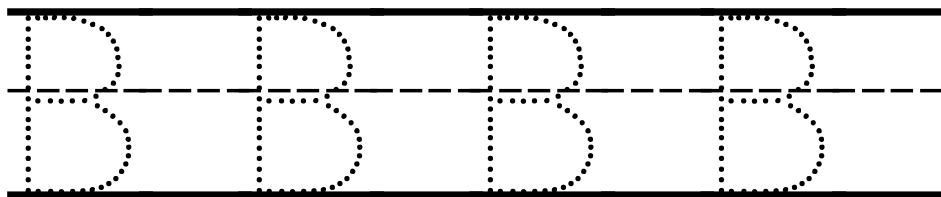
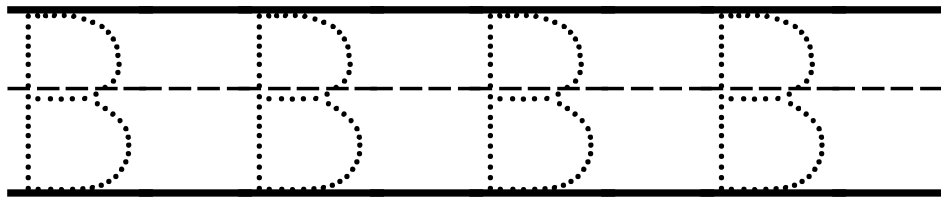
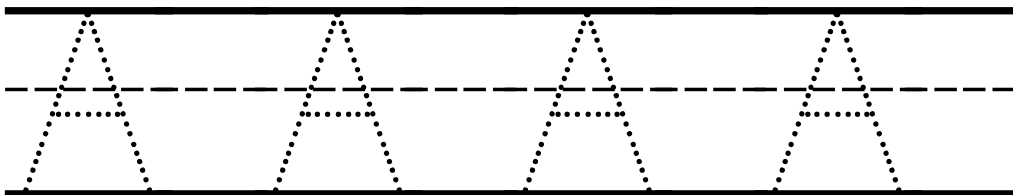
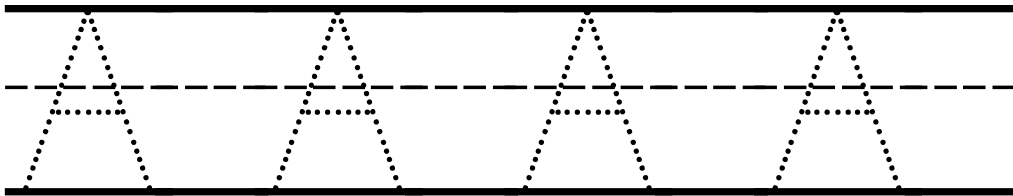
WORKSHEET-6

Let's trace the letter!

A



B



WORKSHEET-7

Find all the number 1 and color it.

1

2

1

2

3

2



1

2

1

3

1

1

2

3


2

3

1







WORKSHEET-8

Find the number two and color them.









WORKSHEET-9

Colour the Big Picture



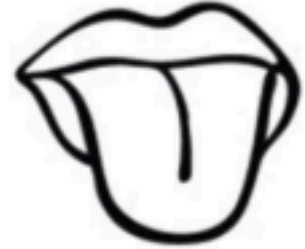


Colour the Small Picture





WORKSHEET-10

Draw a line to match the picture that relates best



WORKSHEET-11

EAR BUD PRINTING



WORKSHEET-12


My body

How many of the following do we have?



WORKSHEET-13

Tearing & Pasting



WORKSHEET-14

FATHER'S DAY BADGE

COLOUR THE PICTURE

WORLD'S BEST DAD

