



Scholars
Global School



Holiday HOMEWORK

NAME _____

CLASS- _____

CLASS- LKG

It's time to smile and play,
My holidays are from 24th May.
Wow! I'm waiting for this lovely day,
I will have lots of fun.
With friends I will do a page of writing,
With no refusal and no fighting.

Dear Parents,

Summer holidays are here to give us respite from the scorching heat. We hope that our children will enjoy their vacation time as well as hone their skills.

Children learn through experiences and play. You can support them in gaining knowledge & understanding as well as strengthen the parent child bond in many ways.

Some things that as a parent you can do are –

- Take your child on a nature walk.
- Play simple games with your child.
- Make simple conversation.
- Narrate different stories to them.

Holidays are the time to enjoy and have fun, however it is good to devote sometime to keep your children involved in creative activities.

A) Fine Motor Skills (Writing skills)

Complete the practice page no. 23, 25 & 45 in My skill Hindi Notebook-1 & 2.

Complete the attached worksheets.

Do page no. 24, 32, 34 & 40 of PAC Book

B) ORATORY SKILLS (Learning work)

- * Revise all the rhymes from Lilting Lyrics and G.K. book pages done in the month of April and May.
- * Help your child in Inculcating good manners- Remember the three magical words

THANK YOU

SORRY

PLEASE

Regards

(PRINCIPAL)



WORKSHEET-1


Circle the letter of the first sound of each picture &
Colour the Picture.



w b t




g v s




d r u




w i j



q z a



e o t



f w k



t v h



t y m

MATCH THE LETTERS


Draw lines to match the capital letters to the lower case letters.

A ●**B ●****C ●****E ●****D ●****F ●****G ●****H ●****I ●****● h****● g****● i****● f****● d****● a****● c****● e****● b**


चित्र देखकर सही स्वर पर गोला लगाए




अ आ उ ई



ऊ उ ई अ



अ ऊ उ इ



आ ई ऊ इ




आ अ ऊ ई





अ इ उ आ


चित्र देखकर सही स्वर लिखो



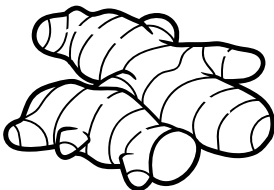













Count And Colour the pictures

Look at the numbers and color the pictures


8



7




2




4



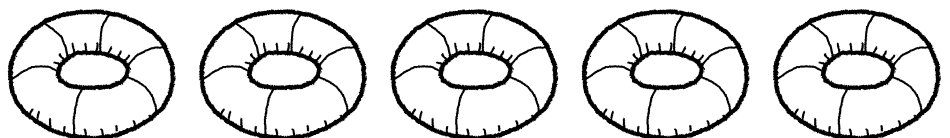
1




6







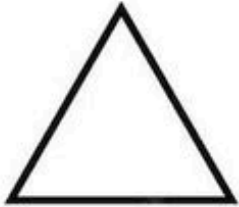
5







3




Match the shapes with correct picture below

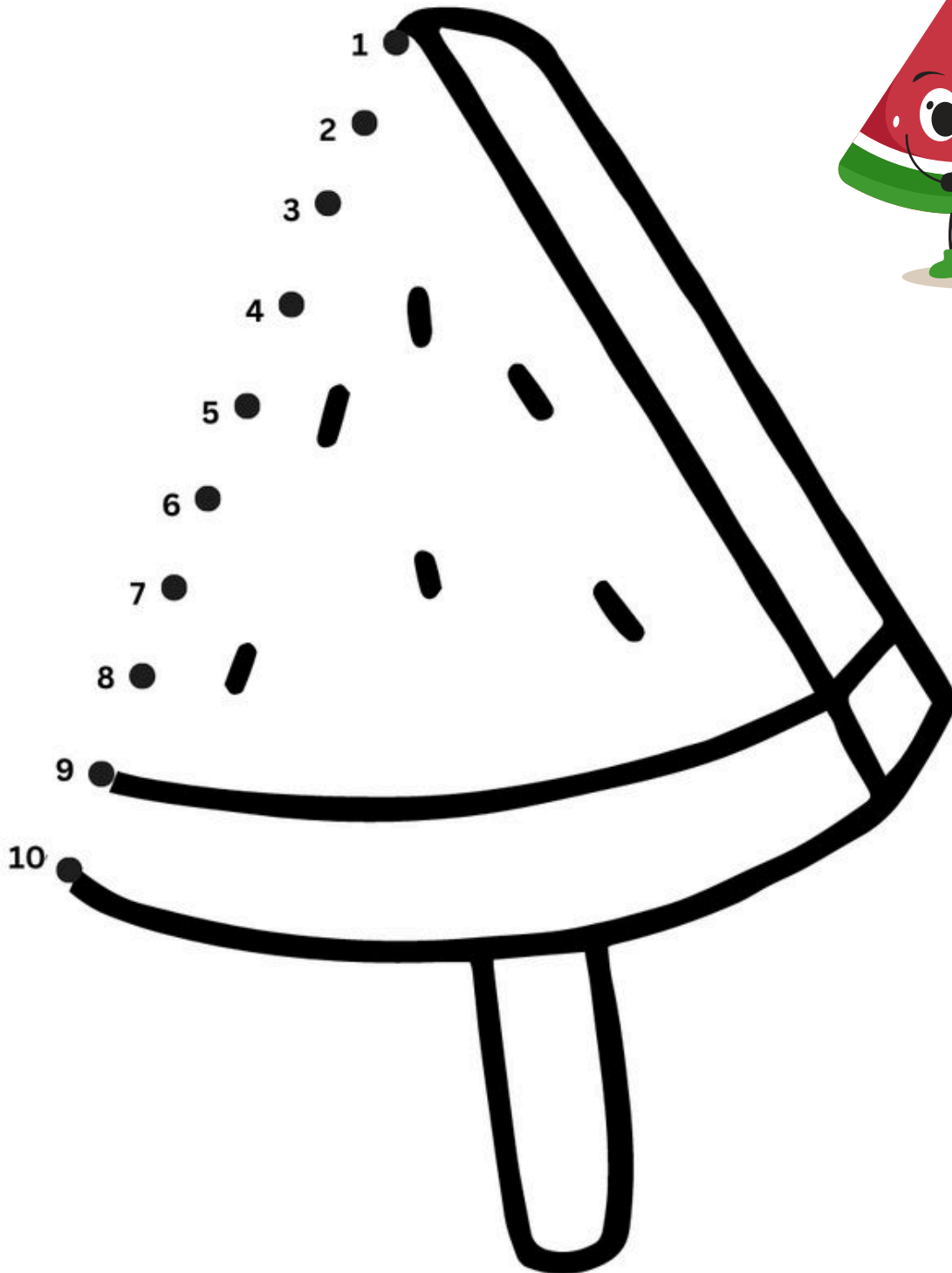


Count & write the Number




Join the dots & colour the watermelon.



WORKSHEET-9

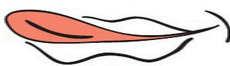


My body

How many of the following do we have?



My Five Senses

Match the pictures to the correct senses.



HAPPY FATHER'S DAY

Colour the picture & Decorate it.

