



Scholars
Global School



Holiday HOMEWORK

NAME _____

CLASS- _____

CLASS-UKG

It's time to smile and play,
My holidays are from 24th May.
Wow! I'm waiting for this lovely day,
I will have lots of fun.
With friends I will do a page of writing,
With no refusal and no fighting.

Dear Parents,

Summer holidays are here to give us respite from the scorching heat. We hope that our children will enjoy their vacation time as well as hone their skills.

Children learn through experiences and play. You can support them in gaining knowledge & understanding as well as strengthen the parent child bond in many ways.

Some things that as a parent you can do are –

- Take your child on a nature walk.
- Play simple games with your child.
- Make simple conversation.
- Narrate different stories to them.

Holidays are the time to enjoy and have fun, however it is good to devote sometime to keep your children involved in creative activities.

A) Fine Motor Skills (Writing skills)

Complete the practice page no. 26 to 31 in Grafalco Hindi Notebook-1.

Complete the attached worksheets.

Do page no. 30, 31, 37 of PAC Book

B) ORATORY SKILLS (Learning work)

- * Revise all the rhymes from Lilting Lyrics and G.K. book pages done in the month of April and May.
- * Help your child in Inculcating good manners- Remember the three magical words

THANK YOU

SORRY

PLEASE

Regards








(PRINCIPAL)



WORKSHEET-1



Fill in the blanks with the correct letter



Look at each of the pictures below and circle the letter that each picture begins with.



k i r



s t r



k a c



t i k



e m r



d h j





m d h



c p m

Draw a line to match the upper case letter to its lower case letter












स्वरों को सही क्रम में लिखें

अ अः इ ओ उ
ई ऊ ऋ आ ऐ
औ अं ए




--


मिलान करो और चित्र में रंग भरो



खाली स्थान भरो



com



Counting 1 to 20

READ IT



1	2	3	4	5	6	7	8	9	10
11	12	13	14	15	16	17	18	19	20

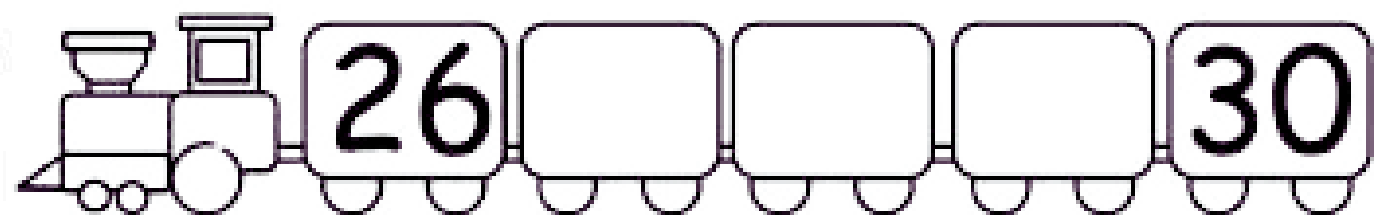
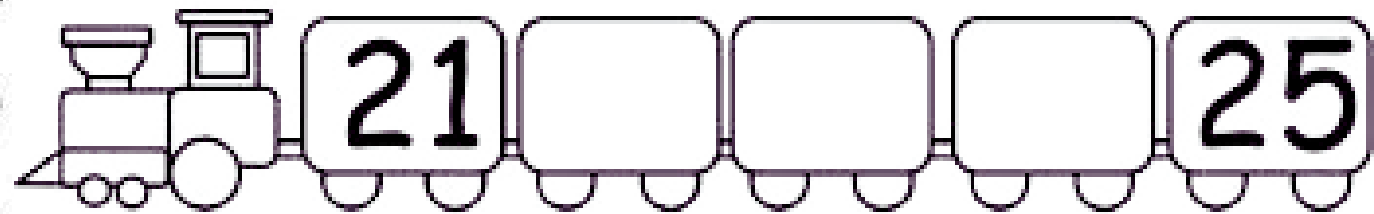
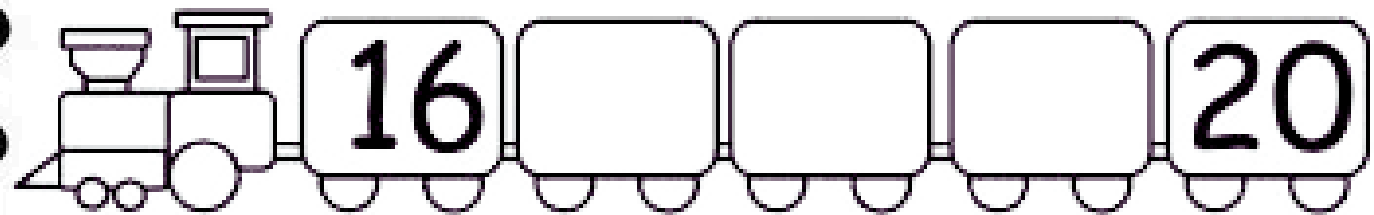
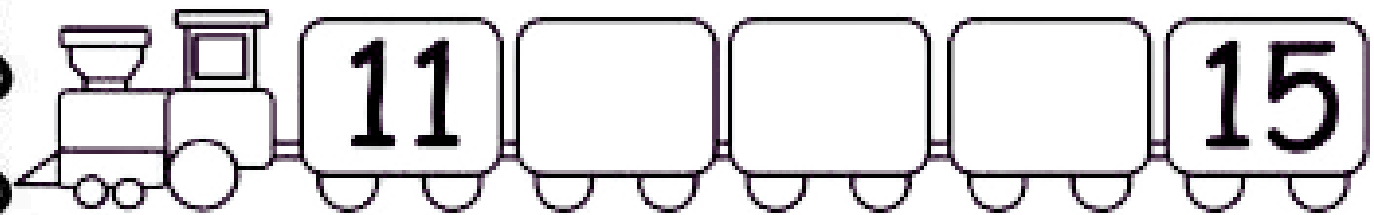
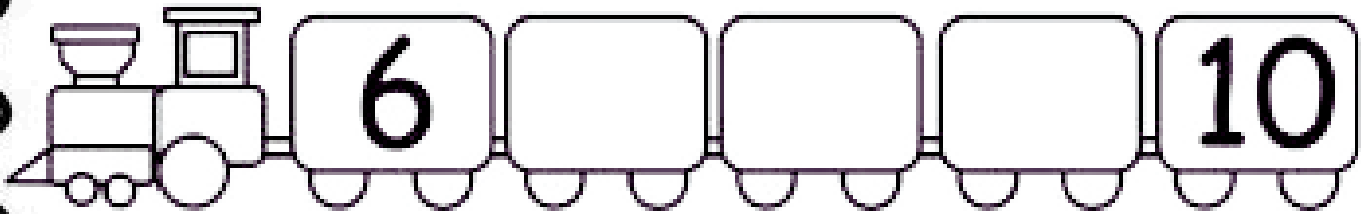
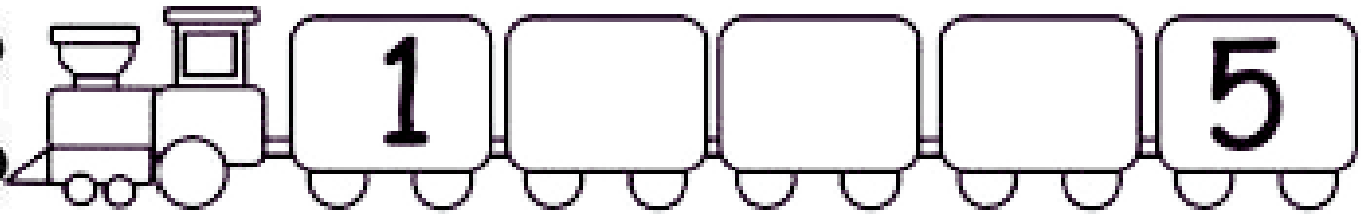
TRACE IT

1	2	3	4	5	6	7	8	9	10
11	12	13	14	15	16	17	18	19	20

WRITE IT

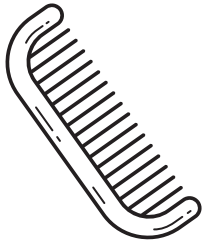
[illegible]

Complete the sequence 1-30




WORKSHEET-8

Draw a line from picture on left to the matching picture on right.




•

•



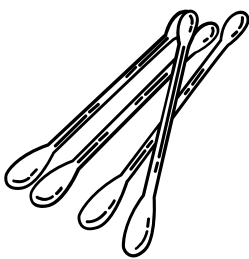

•

•




•

•




•

•




•

•



Draw the objects for the given sense organs



I see..



I hear...




I smell..



I taste..

I touch..



FATHER'S DAY

CONNECT THE DOTS & COLOUR THE PICTURE

