



Scholars
Global School



Holiday HOMEWORK

NAME _____

CLASS- _____

Summer Vacation Homework

GRADE –1



It's time to smile and play, My
holidays are from 24 May.
WOW! I'm waiting for this lovely
day, I will have lots of fun. With
friends I will do a page of writing,
With no refusal and no fighting.

Dear Parents, Summer holidays are here to give us respite from the scorching heat. We hope that our children will enjoy their vacation time as well hone their skills. Children learn through experiences and play. You can support them in gaining knowledge & understanding as well as strengthen the parent child bond in many ways.

Some things that as a parent you can do are- -Take your child on a nature walk. -Make simple conversations. -Play simple games with your child. -Narrate stories to them. Holidays are the time to enjoy and have fun., however it is go to devote sometime to keep your children involved in creative activities.

Help your child in Inculcating good manners -Remember the three magical words

- School will reopen on 1st July2025



THANK YOU



SORRY



PLEASE



“Morning Blessings”

Help your child inculcate good habits like encourage him/ her to wish all elders in the morning

. “Language Development”

Try to converse in English. Choose any 1 Object from your surroundings every day. Let’s speak a few lines on it. For example:
This is an apple.

“Maintain Personal Hygiene”

- Keep your surroundings clean.
- Wash your hands before and after meals.
- Trim your nails once a week.

“Develop some social skills”

- Give respect to the elders and love to the young ones.

(PRINCIPAL)

*Happy
Holidays*



Common or Proper Nouns



**BELOW ARE TWO CATEGORIES: COMMON NOUNS AND PROPER NOUNS.
WRITE THE GIVEN WORDS IN THE BOXES UNDER THE CORRECT HEADINGS.**

common nouns

proper nouns

car



Riya



dog



SCHOOL



school

Adam



Delhi



WORKSHEET-2

Noun


Look at the picture and write the noun words into the correct categories.



ball



table




beach



teacher



doctor



books



airport



horse



monkey



singer



cat




farm

| Person | Things | Places | Animals |
|----------------------|----------------------|----------------------|----------------------|
| <input type="text"/> | <input type="text"/> | <input type="text"/> | <input type="text"/> |
| <input type="text"/> | <input type="text"/> | <input type="text"/> | <input type="text"/> |
| <input type="text"/> | <input type="text"/> | <input type="text"/> | <input type="text"/> |

Worksheet-3

Look at the pictures. Write the cl/bl/br/gr to name them correctly and colour the pictures.




___ocks



___oud




___apes



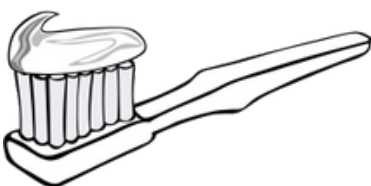
___ead




___ain



___oom




___ush



___ip

WORKSHEET-4

POSITION WORDS



Fill in the blanks using the following list of prepositions:

- 1 The bear is sitting _____ the stool.
- 2 The sun is shining _____ the tree.
- 3 The rocking horse is _____ the table.
- 4 The cat is _____ the treasure chest.
- 5 The flowers are _____ the vase.
- 6 The bee is buzzing _____ the flowers.

above

in

below

under

above

under

on

inside

WORKSHEET-5

WRITE BEFORE, BETWEEN & AFTER

BEFORE

_____ 7

_____ 12

_____ 3

_____ 1

_____ 15

_____ 9

_____ 8

_____ 17

BETWEEN

2 _____ 4

6 _____ 8

7 _____ 9

10 _____ 12

12 _____ 14

15 _____ 17

11 _____ 13

8 _____ 10

AFTER

9 _____

5 _____

11 _____

12 _____

3 _____

1 _____

8 _____

15 _____

Worksheet-6

तीन वर्णों के शब्द पूर्ण करें



स + म + य =



फ + स + ल =



स + ड़ + क =



क + ल + श =



न + य + न =



च + र + ण =



व + ज + न =

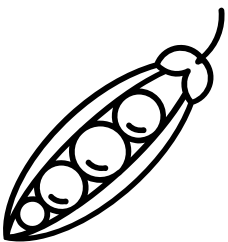

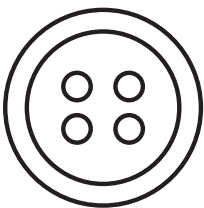



न + ह + र =



क + ल + म =

इन चित्रों को पहचानकर इनके नाम लिखे



100

मात्रा लगाकर शब्द लिखो

मि + त्र =

मित्र

चि + त्र =

जि + ला =

दि + या =

हि + त =


कि + रु + ण =

मि + ल + न =

खि + ला + फ =

कि + ता + ब =


चित्रों को पहचानकर नाम बताओ और प्रत्येक को दो-दो बार लिखिए




अनार




छाता




माला



गाजर



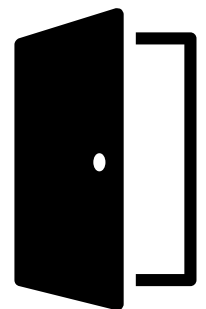
गमला



टमाटर



हाथ




दरवाजा

Worksheet-10

HUMAN BODY

Use the words below to label each body part.

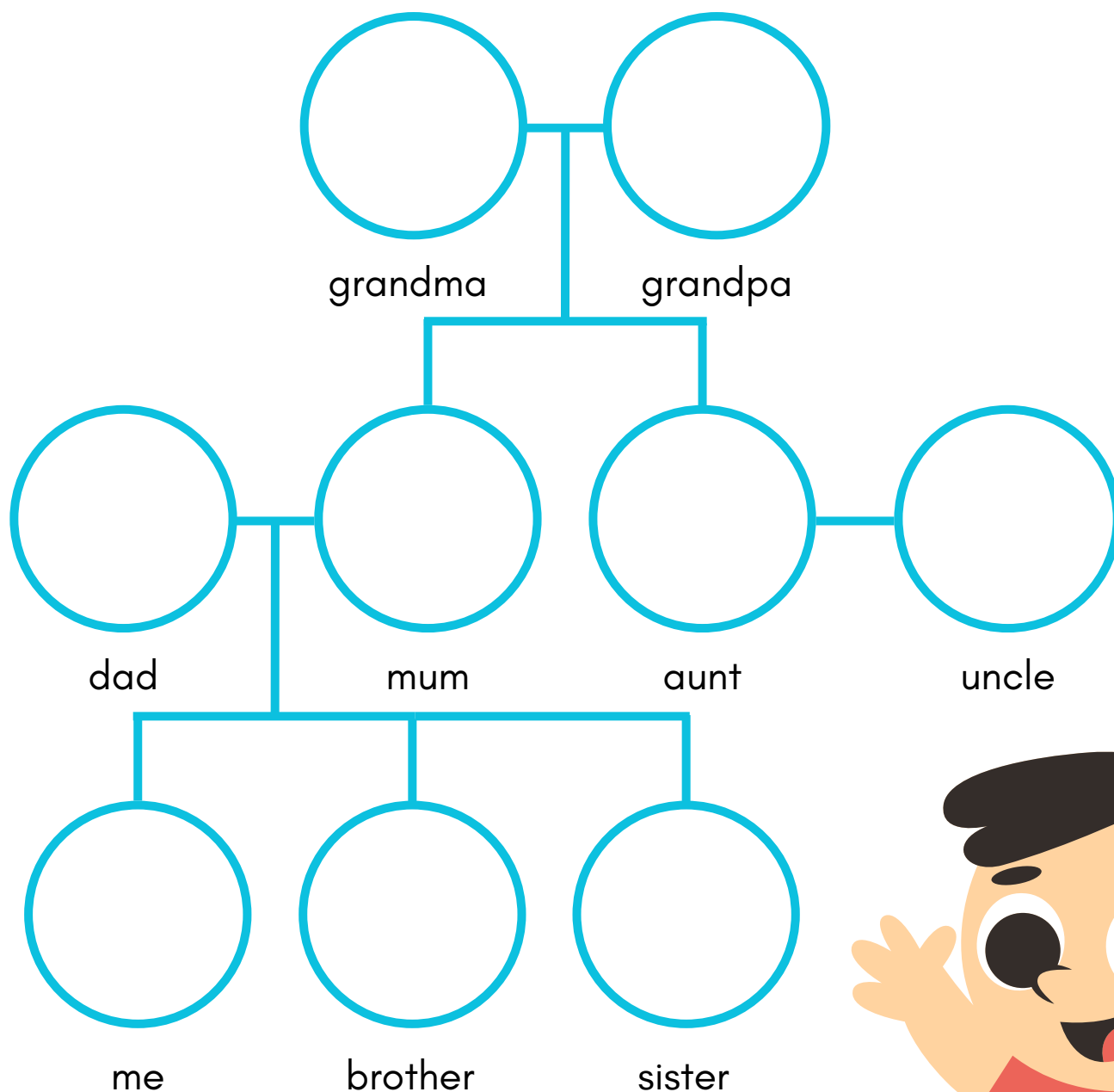


| | | | | | |
|------|------|------|--------|------|-------|
| Foot | Ear | Eyes | Arm | Hair | Thigh |
| Head | Knee | Leg | finger | Lips | |

Worksheet-11

MY FAMILY TREE


Paste the picture of your family member and write about them.



.....

.....

.....



Book Work

Hindi:

सोन चिरैया आ और इ की मात्रा के पाठ पढ़े- पेज न०: 24 to 28
लेखनपाती पेज न० : 4,5,6,7,14,15

English:

Cursive Writing : Do page no's :-6 to 12

**Read Block 1 (The Alphabet Song) and Block 3 (No Pencil)
from English content book.**

Art and Craft:Pg-24,26,29,34,38,48

GK - Pg.-5, 47, 56

