

# SUMMER VACATION HOLIDAYS HOMEWORK

CLASS – V

Session – 2025-26



## Summer vacations Holidays Homework

Theme :- **UNSUNG HEROES OF INDIA**

**DEAR PARENTS,**

Holidays are time when you can connect with child in many ways. As you are your's child first teacher, you can encourage your child's love for learning by participating in many activities at home. Working together will help your child build confidence, learn to reason and develop skills necessary for his/her education.

- Take your child for a morning walk, talk about things you can see around.
- Play indoor games with your child.
- Let your child help around house doing small jobs like dusting, cleaning the tables, filling water bottles, watering plants etc.
- To spend quality time with your child, take them for an outing and home fun together.
- Encourage them to spend time with grandparents. Communication will play pivotal role in grooming the overall personality of the children. Converse your child preferably in English.

- To enculcate good reading habits , encourage your child to read news paper daily.

### **GENERAL INSTRUCTIONS TO BE FOLLOWED WHILE DOING HOLIDAYS HOMEWORK:**

- The child will be assessed for the neat handwriting, presentation, creativity and submission of the work on time. Prepare your ward any four ENGLISH & HINDI thoughts related to education or any inspirational stories with proper introduction for morning assembly.
- Parents can be facilitator at home but the work should be done independently by the child in his/her own handwriting.
- Make them revise the syllabus of all subjects covered till date.
- Do your work in your concern subject notebook.
- Holidays homework will be assessed under subject enrichment activity.

**Thanks**

# ENGLISH

## INSTRUCTIONS :-

\* Do all the given work in English revision notebook.

\* Write neat and clean hand writing.

\* Pay attention to punctuations.

## WORKSHEET - 1

### Q1. Underline the nouns in the following sentences:

1. The boy is playing with a ball.
2. My father works in a bank.
3. We saw a lion at the zoo.
4. She wore a beautiful dress to the party.
5. The teacher gave us homework.
6. Children are reading books in the library.
7. The sun rises in the east.
8. I have a dog and a cat at home.
9. The car stopped at the red light.
10. We went to the market with our mother.

### Q.2 Write the plural form of the following nouns:

- |                   |                   |
|-------------------|-------------------|
| a) Baby – _____   | b) Knife – _____  |
| c) Man – _____    | d) Box – _____    |
| e) Leaf – _____   | f) Toy – _____    |
| g) Lady – _____   | h) Tooth – _____  |
| i) Church – _____ | j) Potato – _____ |

### Q.3 Change the gender of the underlined nouns in the following sentences:

1. The **king** ruled the kingdom wisely.
2. The **actor** received an award from the **prince**.
3. My **father** and **uncle** are good friends.
4. The **lion** is chasing the **boy**.
5. The **man** is talking to his **son**.
6. Her **nephew** is playing in the garden.
7. The **waiter** brought food to the **gentleman**.
8. The host welcomed all the **men** to the party.
9. The **brother** gave a gift to his **father**.
10. The **peacock** danced in front of the **king**.

## Cursive book :-

Do page no. 1 -20 with neat and clean writing.

## **WORKSHEET - 2**

### **Creative Writing**

Q.1 Choose any two of the topics and write a short paragraph (8–10 sentences):

- i) My Favourite Holiday
- ii) If I Had a Superpower
- iii) A Day Without Electricity
- iv) My father is a superhero

Q.2 Write a letter to your friend telling him/her about how you spent your holidays.

Q.3 Write a letter to your friend describing your new school and your favourite subject.

Q.4 Write a letter to your friend giving him/her tips on how to prepare for exams.

### **Reading Time!**

Read any two storybook from the following list (or any other age-appropriate book):

- a) Panchatantra Tales
- b) Akbar and Birbal Stories
- c) Grandma's Bag of Stories by Sudha Murty
- d) Tenali Raman Stories
- e) Malgudi Days – R.K. Narayan
- f) The Blue Umbrella – Ruskin Bond

**Task: Write the following about the story:**

- \* Title of the story
- \* Main characters
- \* A short summary (5-6 sentences)
- \* What you liked the most

## सामान्य निर्देश:

\* सभी प्रश्नों को ध्यानपूर्वक पढ़ें।

• कार्य पत्रिका और सभी प्रश्न हिंदी संशोधन नोटबुक में करें।

1. पाठ , 3, 4, 5 और 6 पढ़ो और शब्दार्थ याद करो।
2. A4 size sheet पर भारत के 'गुमनाम नायक' का चित्र बनाइए और उनके जीवन से प्रेरित स्लोगन लिखें।
3. यदि आपको किसी महापुरुष को अपना गुरु बनाना हो, तो आप किस चुनेंगे और उनसे क्या सीखना चाहेंगे, अपने विचार कॉपी में लिखिए।
4. संज्ञा की परिभाषा उसके भेद उदाहरण सहित A4 साइज शीट पर लिखिए।

### कार्यपत्रिका 1      पाठ-4'दक्षिण की यात्रा'

1 निम्न प्रश्नों के उत्तर लिखिए

(क)कन्याकुमारी में किन-किन की चीजे बिकती हैं।

-----

(ख)अभिनव ने कन्याकुमारी में क्या-क्या देखा?

-----

(ग)यात्रा के दौरान किसे देखकर अभिनव का मन प्रफुल्लित हो गया।

-----

2. दिए गए, शब्दों के वचन बदलकर लिखिए

(क)चटाइयाँ -----

(ख)सीपियाँ -----

(ख) रेलगाडियाँ -----

(ग)मिठाइयाँ -----

(घ)लकड़ियाँ -----

(ङ) धाराएँ -----

3 दिए गए वाक्यों में संज्ञा शब्द रेखांकित कर उनका भेद भी लिखिए।

(क) बहुत दिनों से तुम्हारा पत्र नहीं मिला। -----

(ख) मैंने इन्हें कन्याकुमारी में ही देखा है। -----

(ग) हमने शंख भी खरीदे। -----

(घ) मन प्रफुल्लित हो गया। -----

### पाठ 3 सीखने का आनंद

### कार्यपत्रिका 2.

1. सही विकल्प पर (✓) का निशान लगाइए।

(क) दत्तात्रेय किसका पुत्र था?

ऋषि का ( ) राजा का ( ) मंत्री का ( )

(ख) धरती से दत्तात्रेय ने क्या सीखा?

शांत रहना ( ) सहनशीलता ( ) आनंदित होकर जीना ( )

(ग) दत्तात्रेय ने योग्यता निखारना किससे सीखा?

तितलियों से ( ) मकड़ियों से ( ) पेड़ों से ( )

2. रिक्त स्थानों को भरिए।

(क) राजा ने एक----- बालक को दिखा।

(ख) दत्तात्रेय ने पानी से निर्मल और----- रहना सीखा।

(ग)-----जगह-जगह से जानकारी इकट्ठी करना सिखाती है।

(घ)----- दूसरों को सब कुछ देने के बाद भी झुकना सीखाते हैं।

(ङ) हम ----- को अनदेखा कर दूसरों में गुरु ढूँढते रहते हैं।

3. सही कथन के आगे (✓) और गलत कथन के आगे (x) का निशान लगाइए।

(क) दत्तात्रेय एक ऋषि का पुत्र था। ( )

(ख) राजा के मन में बालक के बारे में जानने की उत्सुकता बढ़ गई। ( )

(ग) दत्तात्रेय का एक गुरु था। ( )

(घ) दत्तात्रेय ने हवा से निरंतर आगे बढ़ते रहना सीखा। ( )

(ङ) आग ने दूसरों को सौहार्द और रोशनी देना सिखाया है। ( )

# Maths

## General instructions:

- \*Do the given worksheets in your revision notebook.
- \*Do all the questions carefully and neatly.
- \*Do not use calculator for doing calculations.
- \*Double-check your answers for accuracy.

### Worksheet -1

**Q1 Write the roman numeral for each of the following Hindu Arabic numerals:**

- |        |         |
|--------|---------|
| 1) 78  | 6) 399  |
| 2) 189 | 7) 449  |
| 3) 247 | 8) 499  |
| 4) 196 | 9) 746  |
| 5) 365 | 10) 683 |

**Q2) Write the Hindu Arabic numerals of the following Roman numbers:**

- |           |             |            |
|-----------|-------------|------------|
| 1) LXIX   | 2) XCI      | 3) CXLVI   |
| 4) CXCI   | 5) CCCLXXXV | 6) CCLIX   |
| 7) CCXCVI | 8) CCLXVI   | 9) CCCXIII |

**Q3) Which of the following are meaningless numbers?**

- |       |            |            |         |
|-------|------------|------------|---------|
| 1) IC | 2) CI      | 3) IL      | 4) LI   |
| 5) CV | 6) CXXXXVI | 7) CCCCXVI | 8) LLIV |

**Q4) solve and write the answer in Roman numbers:**

- 1) CIX+XCI
- 2) XLI - XXXII
- 3) CCIX x VI
- 4) CDXXXVI ÷ CCXXII

### Worksheet -2

**Q1) Write 1 to 1000 in Roman numbers .**

**Q2) Arrange the following in ascending order:**

XXXV,XL,XXX,LX,L,XLV,LXV

**Q3) Arrange the following in descending order:**

CL,CCC,CCL,C,CD,CC,L,CCCL

**Q4) Count in hundreds from one hundred:**

C,CC,\_\_\_\_,\_\_\_\_D,\_\_\_\_,\_\_\_\_,\_\_\_\_,\_\_\_\_,\_\_\_\_.

**Q5) Count in five hundreds from five hundred:**

D,\_\_\_\_,\_\_\_\_,\_\_\_\_,\_\_\_\_MMD,\_\_\_\_,\_\_\_\_.

## LOGIC AND BEYOND

**\*\*Complete the following lessons in LOGIC & BEYOND book.**

- a) Lesson - 5 Ranking.
- b) Lesson-8 Classification.
- c) Lesson -13 Number.
- d) Lesson-14 Simple Mathematical operation.

### Maths Project :

**\*\*Make following angles with matchsticks/toothpick/earbuds/ice cream sticks on A3 sheet and mark their angles**

- (i) Straight angle (ii) Right angle (iii) Acute angle (iv) Obtuse angle (v) Reflex angle

Image for reference





## Science

### General instructions:

**\*Do the given worksheets in your revision notebook.**

**\*Do all the questions carefully and neatly.**

#### Q1. Multiple Choice Questions:

Tick the correct option-

1. How many bones are there in the human adult body?  
a) 306                      b) 206                      c) 300
2. The longest bone in the human body:  
a. Skull                      b) Femur                      c) Spine
3. The bones are connected to each other at:  
a. Muscles                      b) Nerves                      c) Joints
4. What are the small bones in your backbone called?  
a. Vertebrae                      b) Ribs                      c) Joints
5. Which of these is a joint that allows movement in all direction?  
a. Hinge joint                      b) Fixed joint                      c) Ball and socket joint

#### Q2. Label the Diagram:

Label the following parts on the skeleton diagram: **1. Skull 2. Ribcage 3. Spine 4. Femur.**



© Tim's Printables

### Q3. Fill in the blanks:

1. \_\_\_\_\_ connects the one bone to the other bone,
2. The \_\_\_\_\_ joint present in the neck region.
3. The muscles are in control of the brain are called \_\_\_\_\_.
4. Muscles work in \_\_\_\_\_.

### Q4. Activity:

- Touch and count the joints present in our body that help us to move.
- Write their names and location.
- Make a skeleton using cotton or straws on A4 sheet.

### Q.5 Theme based questions:

1.. On a A4 size sheet, each student will create an information chart for 5 unsung heroes including:

- Name
- Place of Birth
- Role in freedom movement
- Pasted picture.

2.. Which freedom fighter's life inspires you and what you learn from their life? Write down in few points.

### Q.6. Activity based questions:

Students can create a chart or table listing major bones and their corresponding functions (e.g., skull protects the brain, rib cage protects the lungs, etc.).

## SOCIAL STUDIES

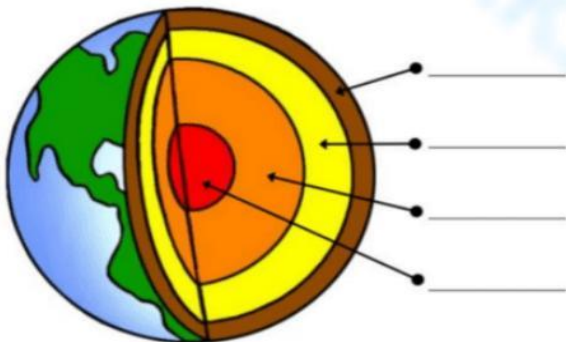
### L – 4 STRUCTURE OF THE EARTH

#### WORKSHEET 1

A. Answer this questions

1. Which layer of the Earth do we live on ?
2. Which layer is the hottest and innermost of Earth ?
3. Which layer is the thickest ?
4. which layer surrounds the inner core and made up of liquid Nickel and Iron ?
5. which layer generates Earth's magnetic field ?
6. On which layer does the crust float ?

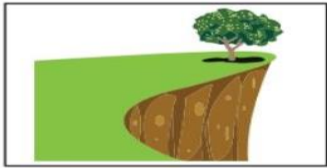
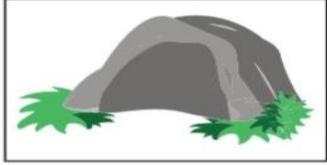
B. Label the layers in the structure of the Earth !



C. Draw a line to match each layer of the Earth to its description

- |                     |   |
|---------------------|---|
| Continental crust ● | ● Solid ball as hot as the surface of the sun |
| oceanic crust ●     | ● made of liquid iron and nickel              |
| mantle ●            | ● the part of the Earth we live on            |
| outer core ●        | ● Where volcanic lava comes from              |
| inner core ●        | ● layer directly under the oceans             |

Draw a line to match each landform picture to its name.



canyon

cliff

hill


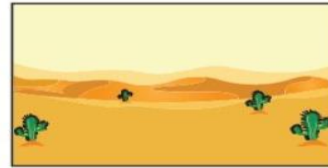
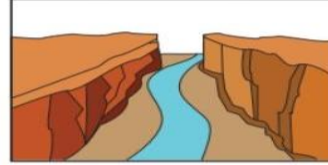

valley

peninsula

cave

mountain

desert



# Worksheet 2

## L – 5 MAJOR LANDFORMS

- Choose the best choice to complete each sentence.

1. A landform is a natural feature or shape of Earth's \_\_\_\_\_.  
i) corners                                  ii) surface                                  iii) rotation
2. Landforms are formed through the powerful force of wind, rain and sometimes \_\_\_\_\_.  
i) rivers                                  ii) people                                  iii) animals
3. Example of fold mountain ranges include \_\_\_\_\_ mountain .  
i) Himalayan                                  ii) Rainer                                  iii) Kilimanjaro
4. Mount Saint Helens in the USA is an example of \_\_\_\_\_ mountain.  
i) fold                                  ii) volcanic                                  iii) block
5. In China, plateaus cover \_\_\_\_\_ per cent of the land area  
i) Twenty-five                                  ii) Forty-seven                                  iii) twenty-nine
6. The \_\_\_\_\_ is a long narrow depression found between higher grounds .  
i) Valley                                  ii) Mountain                                  iii) Both i & ii
7. The \_\_\_\_\_ plateau is the highest plateau in the world.  
i) East African                                  ii) Grand Canyon                                  iii) Tibetan
8. A \_\_\_\_\_ is a flat area on Earth's surface.  
i) mountain                                  ii) plain                                  iii) valley

# FRENCH

## INSTRUCTIONS :-

- \* Do all the given work in french notebook.
- \* Write neat and clean hand writing.
- \* Project work should be creative.

## WORKSHEET – 1

### Q.1 Écrivez la prononciation des alphabets donnés.

- |         |        |
|---------|--------|
| (a) M - | b) K - |
| © H -   | d) Z - |
| e) S -  | f) N - |
| g) W -  | h) C - |
| (i) P - | j) A - |

### Q.2 Conjuguez les verbes donnés.

- |            |             |
|------------|-------------|
| (a) Être - | b) Avoir -  |
| c) Jouer - | d) Danser - |

### Q.3 Écrivez en français.

- a) Good morning –
- b) Good afternoon –
- c) Bye! –
- d) Thank you –
- e) See you soon –
- f) Good night –

**Q.4 Écrivez le nom de cinq fromages de France.**

**Q.5 Écrivez le nom de cinq monuments français.**

## **WORKSHEET – 2**

**Q.1 Écrivez le nom de cinq fruits en français.**

**Q.2 Écrivez le nom de cinq légumes en français.**

**Q.3 Écrivez cinq noms d'animaux en français.**

**Q.4 Écrivez le nom de cinq couleurs en français.**

**Q.5 Make a creative French cartoon chart and draw/paste the pictures.**

## SANSKRIT

- सामान्य निर्देश:-
- सभी प्रश्नों को ध्यानपूर्वक पढ़ें।
- कार्य पत्रिका और सभी प्रश्न हिंदी संशोधन नोटबुक में करें।

प्रश्न 1. (सुप्रभातम्) पाठ- 3 , 4, 5 पढ़ो एवं शब्दार्थ याद करके अभ्यास कॉपी में लिखो।

प्रश्न 2. A3 size sheet पर कोई 2 श्लोक अर्थ सहित लिखो और याद करो।

प्रश्न 3. 1से 20 तक संस्कृत संख्यावाची शब्द याद करके अभ्यास कॉपी में लिखो।

प्रश्न 4.. 'पठ्' धातु, लट् और लृट् लकार: रूप याद करके कॉपी में लिखो।

प्रश्न 5. घर के उपयोग में आने वाली वस्तुओं एवं परिवार के स्त्रीलिंग वाले सदस्यों के नाम को छांटकर अपनी प्रोजेक्ट फाइल में संस्कृत भाषा में लिखिए एवं यथायोग्य उनके चित्र भी चिपकाइए।



## कार्यपत्रिका

1. चित्र देखकर पांच वाक्य बनाइए  
(यथा- सा बालिका अस्ति।)



2. लिख धातु के रूपों का प्रयोग करके वाक्य बनाइए:

- a. \_\_\_\_\_ (मैं लिखता हूँ)।  
b. \_\_\_\_\_ (वे दोनों लिखते हैं)।  
c. \_\_\_\_\_ (तुम लोग लिखते हो)।

3. सही धातु रूप चुनिए (लिख):

(क) बालकः पाठं \_\_\_\_\_। (लिखसि / लिखति / लिखामि)

(ख) अहं गृहपाठं \_\_\_\_\_। (लिखामि / लिखथः / लिखन्ति)

(ग) युवाम् कथा \_\_\_\_\_। (लिखथः / लिखसि / लिखावः)

# COMPUTER

Lab Activity:- Make a Word document On learning manners. Format the text as per the given instructions.

- Centre line the heading and left align the text..
- . Keep the line spacing 5 point between heading and first line.
- Apply border and shading to the document..
- Apply bullets and numbering in the document if required.
- Save your document and paste its hard copy in your computer notebook.

## Worksheet 1

### A. State whether the following statements are true or false.

1. Formatting can be applied using the Home tab.
2. Align left places the selected text towards the right margin.
3. There are four types of alignment that Word 2016 provides.
4. Within margins, we cannot increase or decrease the indentation of a paragraph or a group of paragraphs.
5. Numbers are normally used for points that do not necessarily have a particular order, such as in a list of vegetables.

### B. Fill in the blanks.

- 1 means changing the appearance of a document to make it look more presentable and attractive.
- 2 is the vertical distance between the lines of the text.
- 3 determines the distance of the paragraph from either the left or the right margin.
- 4 means arranging the selected text in alphabetical and numerical order.
- 5 alignment places the selected text evenly between the left and right margins.

### C. Name the following.

1. Name the shortcut key used to align the text to the left of the margin.
2. Name the shortcut key used for justify alignment.
3. Name the key used to remove the bullets or numbers.
4. What determines the width of area where the text is to be typed?
5. Name the shortcut key used to align the text in the center.

**D. Answer the following questions.**

1. Describe bullets and numbering. Write the steps to apply bullets.
2. Write the steps to change line spacing.
3. Differentiate between center and justify alignment.
4. Write the steps to create a border around a paragraph.
5. Define sorting. Write the steps to sort a list.

## Art & craft

1. Complete your work till pg.no.15 of your art book.
2. Make a Planter/Pen Holder with the use of TIN CAN .

Reference picture:-



\*complete your work as your homework will be assessed as Term-1 activity:-

