



Arwachin Bharti Bhawan Sr.Sec School
Vivek vihar


Pre School
Holiday Homework

2025-26



Summer's here, oh what fun,
No school for a while, everyone!
We'll play outside from dawn till night,
And dance in the sunshine bright.

We'll ride our bikes and splash in the sea,
And make some memories with glee.
No books or pencils in sight,
Just fun and games, pure delight!
So let's enjoy our summer days,
And make some happy, sunny ways.





Inculcate some moral values in your child.

1. ***Gratitude***: Encourage children to appreciate and thank others for their help and support.
2. ***Responsibility***: Assign simple tasks or chores to help children understand the importance of contributing to the household.
3. ***Empathy***: Engage children in activities that help them understand and appreciate the feelings of others.
4. ***Sharing and kindness***: Encourage children to share their toys, books, or time with others.
5. ***Self-discipline***: Establish routines and boundaries to help children develop self-control and responsibility.
6. ***Respect***: Teach children to respect others' opinions, cultures, and traditions.
7. ***Helping others***: Engage children in simple acts of kindness, such as helping with household chores or assisting others in need.

Activities to Promote Moral Values

1. ***Volunteering***: Participate in community service or volunteer work.
2. ***Storytelling***: Share stories that convey moral values and lessons.
3. ***Role-playing***: Engage children in role-playing activities that demonstrate moral values.
4. ***Reflection***: Encourage children to reflect on their actions and think about how they can improve.

By incorporating these values and activities, you can help children develop essential life skills and moral principles.



**It's study time !!
Holiday Homework
EVS**

1. Happy Faces A: Do Pg no 1, 3, 14, and 15
2. Make any 2 Animal Hangings
3. Make 1 Animal Mask:



English

Practice Alphabets Aa, Bb, and Cc with pictures.

Hindi

1. स्वरों की माला बनाओ (अ से अः)
2. स्वर "उ" का अभ्यास करे।



Maths

1. Make Number Train (1-10)
2. Practice numbers 1, 2, 3, 4, and 5



Note :-

Reference images have been added.
All work will be evaluated in the Term 1 exam.


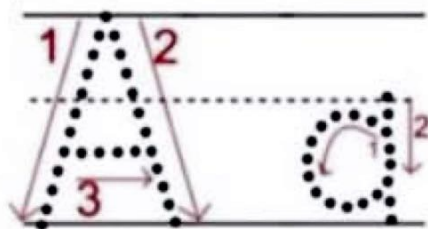


Name


Date

Trace the letters

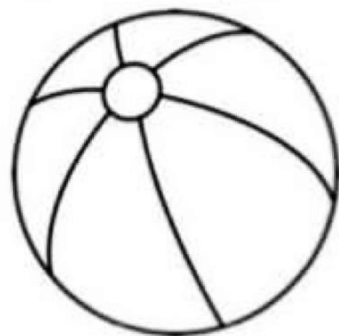
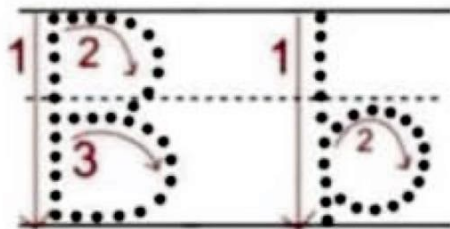
Aa



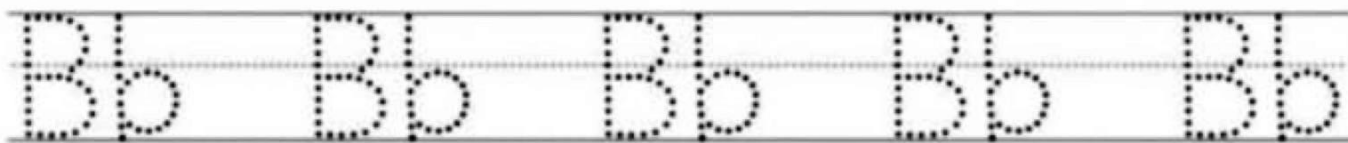
Apple



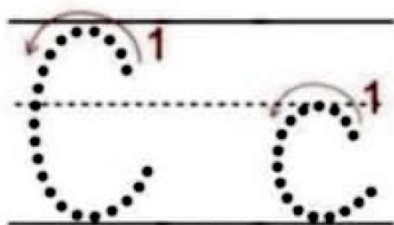
Bb



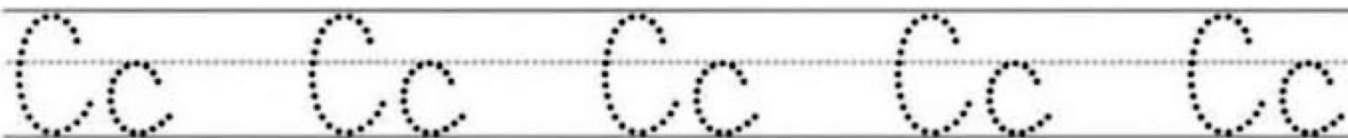
Ball



Cc




Cake




CIRCLE THE ALPHABET


Color the given object and circle the matching alphabet



A	C	B	B	A	A
A	B	A	A	B	C
A	C	A	B	A	C



B	C	B	A	B	C
C	A	B	C	A	B
C	B	A	B	B	A



A	C	B	C	C	A
C	A	C	A	B	C
B	C	A	C	B	C

C c



Cactus

C C C C C C C C

C C C C C C C C

C C C C C C C C

C C C C C C C C

c c c c c c c c

c c c c c c c c

c c c c c c c c

c c c c c c c c

Date_____

Name_____

अ अक्षर पहचान कर गोला लगाओ।

अ



क फ अ र ट

ब न अ स ज

अ र च म अ

ऐ अ ल व ढ

आ त ख ग अ

Date_____

Name_____

आ अक्षर पहचान कर गोला लगाओ।

आ



क फ आ ट ब

न अ स ज आ

द आ म अ उ

ऐ अ ल आ व

त आ ख ग झ

Date_____

Name_____

उ अक्षर पहचान कर गोला लगाओ।




ई	फ	उ	ट	ब
न	इ	स	उ	ई
ई	आ	म	इ	उ
उ	ई	ल	आ	व
त	ई	ख	उ	झ

Date_____

Name_____

ઁ અક્ષર પહચાન કર ગોલા લગાઓ।

ઁ



ઈ	ઁ	ઉ	ટ	બ
ન	ઁ	સ	ઉ	ઈ
ઁ	આ	મ	હ	ઉ
ઉ	ઈ	લ	ઁ	વ
ત	ઈ	ખ	ઁ	ઙ

उ



उल्लू



उपहार



उपवन

उ उ उ उ उ

उ उ उ उ उ

उ उ उ उ उ

उ उ उ उ उ

उ उ उ उ उ


उ उ उ उ उ

उ उ उ उ उ


Rodea el número correcto.




2 3 4




3 4 5



1 3 2



3 1 5



1

1

1

1

2

2

2

2

3

3

3

3

4

4

4

4

5

5

5

5