


Class -1

Holiday  
Homework



## 1. संज्ञा (**Sangya**) पर वॉल हैंगिंग बनाएं:

- कागज, रंग, और अन्य सजावटी सामग्री का उपयोग करके संज्ञा के तीन प्रकार (व्यक्ति, स्थान, वस्तु) पर एक सुंदर वॉल हैंगिंग बनाएं।
- हर प्रकार की **2-2** उदाहरणों के चित्र भी चिपकाएं या बनाएँ।

## 2. सामाजिक गतिविधि – घरेलू जानवर को खाना खिलाओ:

- किसी घरेलू जानवर जैसे गाय, कुत्ता, बिल्ली आदि को कुछ खाना दें (जैसे रोटी, दूध, दाना)।
- उनके साथ एक फोटो खिंचवाएं और उसे अपनी नोटबुक में चिपकाएं।
- उस जानवर के बारे में **2-3** पंक्तियाँ लिखें:
- उसका नाम
- वह क्या खाता है
- वह कैसे हमारी मदद करता है

## 3. मनोरंजक कहानियाँ पढ़ो और चित्र बनाओ:

- अपनी पसंद की **5** मनोरंजक कहानियाँ पढ़ें (पुस्तक या ऑनलाइन स्रोत से)।
- हर कहानी से एक पसंदीदा पात्र का चित्र बनाएं।
- हर कहानी में से **5** नए शब्द नोट करें।

## 4. थीम आधारित कार्य:

### थीमा: मेरा पसंदीदा त्योहार (**My Favourite Festival**)

- कार्य: किसी एक त्योहार चुनें (जैसे दिवाली, होली, रक्षाबंधन) और एक छोटी की **4-5** पृष्ठ की छोटी पुस्तक तैयार का निर्माण करें। इसमें ये शामिल हो:
- त्योहार का नाम
- क्यों पसंद है
- कैसे मनाते हैं
- **2-3** चित्र भी बनाएं

# ENGLISH

## Theme: The Magical World of Animals!

Let's explore the amazing world of animals through stories, art, and imagination!

### Activity 1: \*My Animal Alphabet Book\*

Create your own alphabet book featuring different animals. For each letter of the alphabet, draw a picture of an animal that starts with that letter. With the help of a grown-up, write the name of the animal next to your drawing.

### Activity 2: \*Animal Sounds and Actions Game\*

Choose a few different animals (e.g., cat, dog, bird, lion, snake). For each animal, learn the sound it makes and an action it does. During the holidays, play a game with your family where someone makes an animal sound or does an action, and you have to guess the animal. (Write the sounds and actions in practical file)

### Activity 3: \*"If I Were an Animal..." Drawing and Sentence\*

What to do: Think about your favorite animal. Imagine you could become that animal for a day! Draw a picture of yourself as that animal doing something fun. With the help of a grown-up, write a simple sentence about what you would do if you were that animal. For example, "If I were a bird, I would fly high in the sky." or "If I were a fish, I would swim in the blue sea." (Do in practical file)

### Activity 4: \*My Favorite Animal Story\*

Read 5 animal stories and write new words from each story. (Do in practical file)

### Activity 5: \*Build an Animal Home!\*

What to do: Using materials you find around the house (like cardboard boxes, paper, leaves, twigs), create a home for your favorite animal. (Presentation to be given in classroom)


**6. Do page 15 to 25 in cursive writing book.**



# MATHS

**Number house** -Build a 3D house using different shapes and colors, where you have to write the numbers of circles, triangles etc in your practical files

**Fruit carving activity:**Students can use fruits to create a visual representation of numbers and then count, compare, and add the fruits. Paste pictures in your practical file



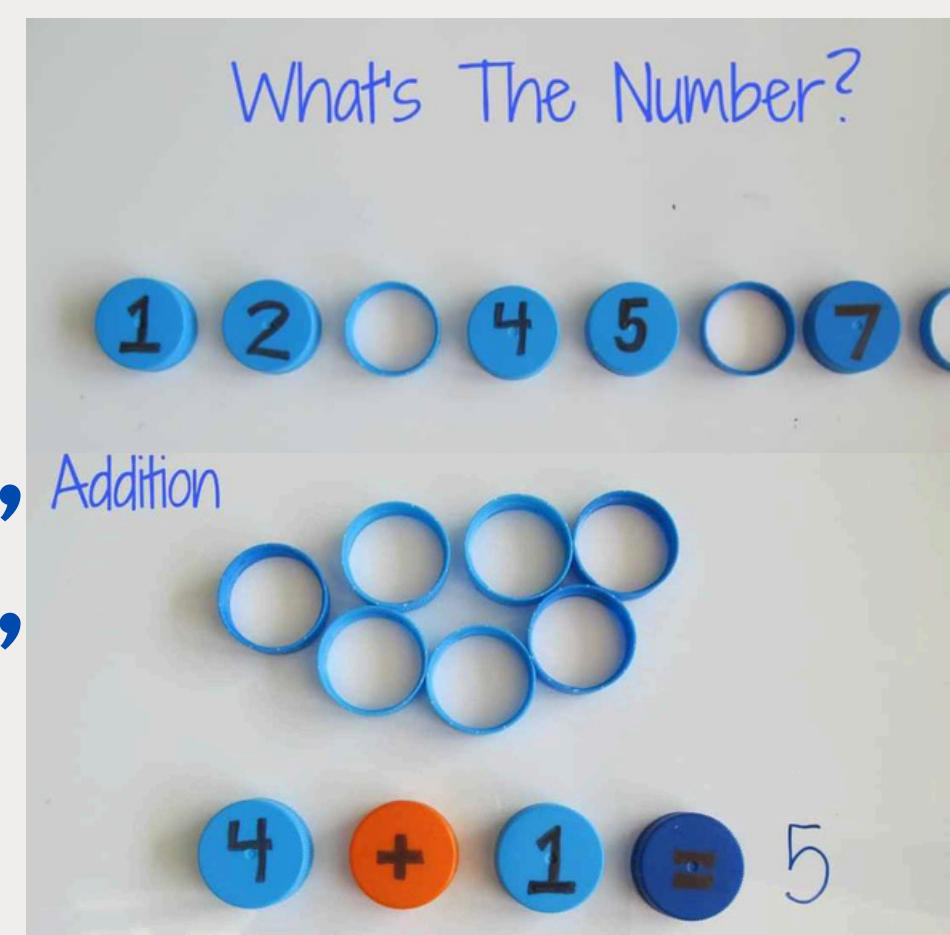
## Math-Themed Collages:

### Materials:

Recycled materials (e.g., bottle caps, cardboard, old magazines), glue, scissors, crayons or markers.

### Activity:

Create a collage using recycled materials to represent numbers or mathematical operations. For example, you can use bottle caps to represent numbers and glue them together to create a visual representation of addition or subtraction.



# **EVS**

## **Activity 1-3D Model of the Human Body**

**Create a simple 3D model of a human body using clay, chart paper, or cardboard.**

**Show major body parts like head, hands, legs, eyes, nose, ears, mouth., mouth.**

## **Activity 2-My Family Tree Project**

**Create a Family Tree on a chart paper or in a scrapbook.**

**Draw or paste pictures of your family members (parents, siblings, grandparents, etc.).**

**Arrange them like branches of a tree, starting from yourself.**

**Write the names and your relationship with each person (e.g., Papa – Father, Nani – Grandmother).**

**Decorate your family tree with drawings, stickers, or colors.**

## **Activity3 - Recycled art**

**Collect recyclable materials from your home (e.g., newspapers, plastic bottles, old magazines, bottle caps, cardboard, cans, fabric scraps, etc.).**

**Create a piece of art using only these materials. You can make anything you like—such as a model, a sculpture, a decorative item, or a useful object.**

**Give your artwork a title**

# COMPUTER

**Subject: Computer**

**Topic: Computer a smart Machine**

**Tick the activities which can be done on a computer-**



**Identify the different parts of the computer.  
Write the names in the blank boxes :**




## Revision Assignment – 2

Subject - Computer

Topic - Natural and man made


Tick the correct option.



NATURAL  
MAN MADE



NATURAL  
MAN MADE



NATURAL  
MAN MADE



NATURAL  
MAN MADE




NATURAL  
MAN MADE



NATURAL  
MAN MADE



NATURAL  
MAN MADE



NATURAL  
MAN MADE

- Paste different types of computers in computer file.
- paste parts of computer computer practical file .



# **DRAWING**

**Do pg  
9,12,13,16,17,32,40 of  
little Art Master .**

**Craft: Make any  
storage or utility box  
of animal, cartoon  
face with the help of  
waste material.**