

**ARWACHIN WORLD SCHOOL**

**SUMMER HOLIDAYS HOMEWORK**

**CLASS - BAL VATIKA 1**  
**( SESSION 2025 - 26 )**

**THEME -**

**UNDERSTANDING MARINE LIFE**

Dear Parents,

We know summer holidays are the time of the year when you get an opportunity to spend time with your child. To keep the little ones indoor in the sweltering heat and to utilize their time in creative activities, we have attempted to design meaningful creative activities to occupy the kids in their free time. We wish you have an enjoyable summer vacation with your kids. Here are few tips which will engage your kids in holidays.

### **1 Books**

Books are a man's best friend. Buy different picture books, colouring books and story books for your child. Let the child do picture reading, colour the sheets in colouring book and recall the characters and incidents of the story.

### **2. Know your home**

Play different games with your kids to encourage them .It is going to increase their self-confidence and help them grow into as independent and confident individual. Collect things that belong to different rooms in the house and ask your child to name the objects and the room which they belong to. Help them to place the things back at the right place.

### **3. Get Close to Nature**

Take your child for regular morning walk to breathe in fresh air. Make him aware of the benefits of morning walk and tell him/her about different types of plants, flowers and birds so he/she can generate love for nature.

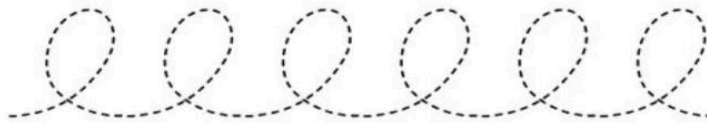
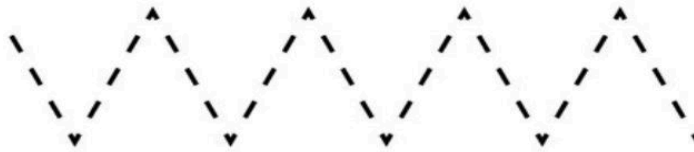

### **4. Let's converse in English**

How are you? I am fine, Thank you.  
I am thirsty, Please give me water.  
I am hungry, Please give me food/fruit.  
I have finished my work/food.  
Please open/close my bottle/tiffin/bag.  
Please switch on/off the light/fan

### **5.Home Assignment**

Take a print out of worksheets and help your child to complete them and paste it in scrapbook.

## Let's Trace the patterns



Trace the patterns.

Row 1: Four dashed circles, each with a starting dot at the top right.

Row 2: Four dashed upward-pointing triangles, each with two starting dots at the bottom.


Row 3: Four dashed arches, each with two starting dots at the base.

Row 4: Four dashed downward-pointing U-shapes, each with two starting dots at the top.

Row 5: A sequence of shapes: a dashed circle (dot at top right), a dashed upward triangle (dots at bottom), a dashed arch (dots at base), a dashed circle (dot at top right), and a dashed upward triangle (dots at bottom).

## Worksheet HINDI

# अ



अनार



अमरुद



अजगर

अ अ अ अ अ

अ अ अ अ अ

अ अ अ अ अ

अ अ अ अ अ


अ अ अ अ अ

अ अ अ अ अ

अ अ अ अ अ



# आ



आम



आग



आठ

आ आ आ आ आ

आ आ आ आ आ

आ आ आ आ आ

आ आ आ आ आ

आ आ आ आ आ

आ आ आ आ आ

आ आ आ आ आ

# उ



उल्लू



उपहार



उपवन

उ उ उ उ उ

उ उ उ उ उ

उ उ उ उ उ

उ उ उ उ उ

उ उ उ उ उ

उ उ उ उ उ

उ उ उ उ उ


# ऊ



ऊँट



ऊन



ऊपर

ऊ

ऊ

ऊ

ऊ

ऊ

ऊ

ऊ

ऊ

ऊ

ऊ

ऊ

ऊ

ऊ

ऊ

ऊ

ऊ

ऊ

ऊ

ऊ

ऊ

ऊ

ऊ

ऊ

ऊ

ऊ

ऊ

ऊ

ऊ

ऊ

ऊ

ऊ

ऊ

ऊ

ऊ

ऊ



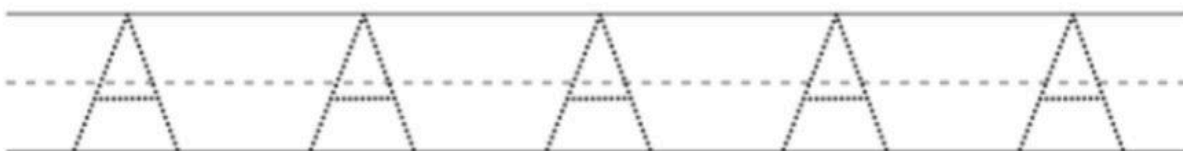
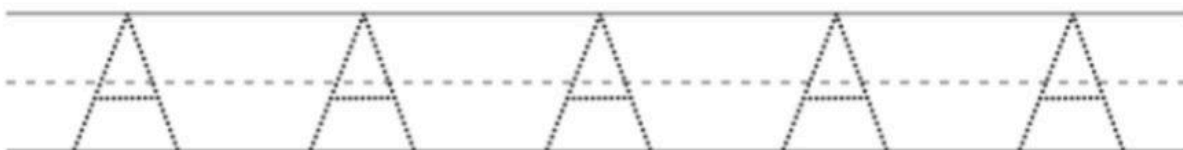
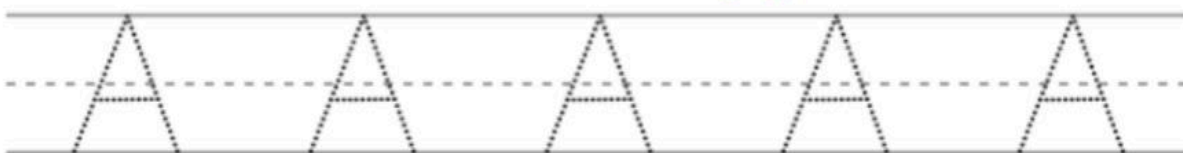
## Worksheet - ENGLISH



Apple




Ant



My name is .....



Ball Butterfly



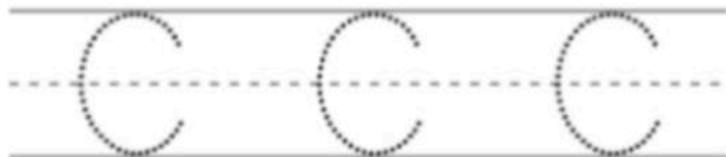
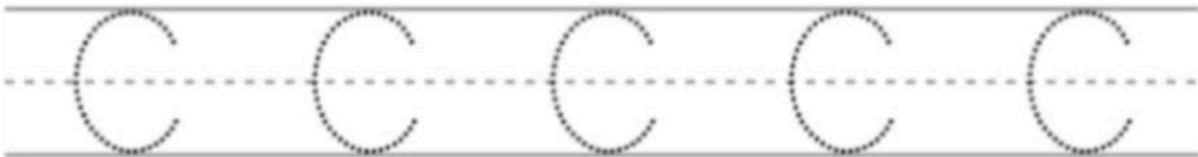
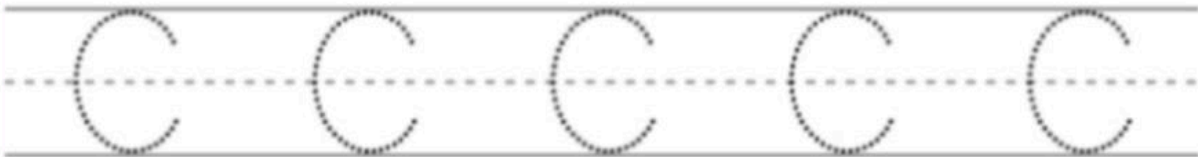
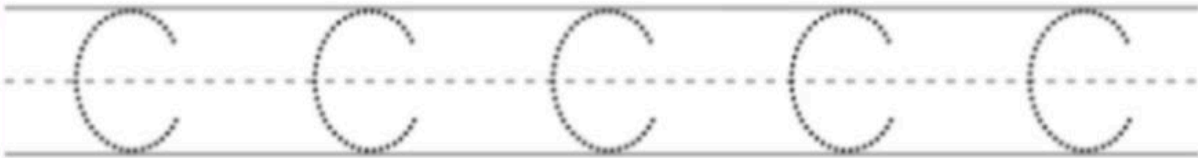
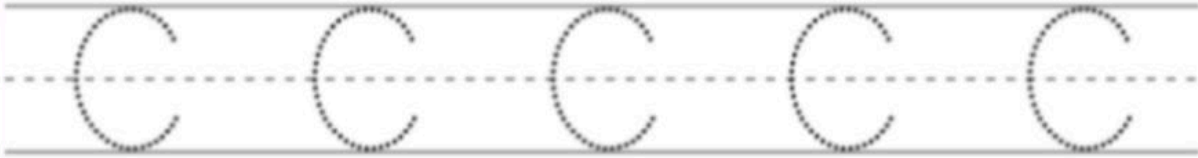
My name is .....



Car



Cup



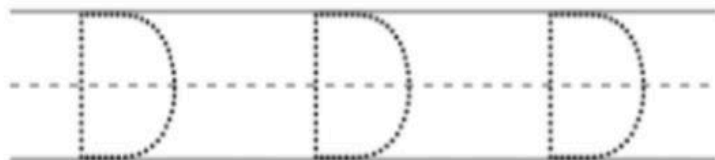
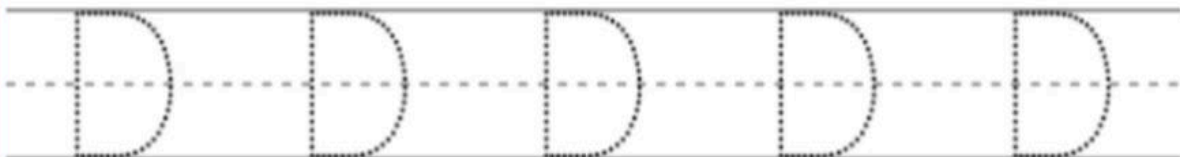
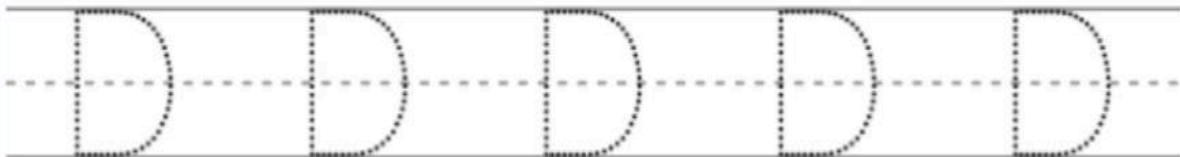
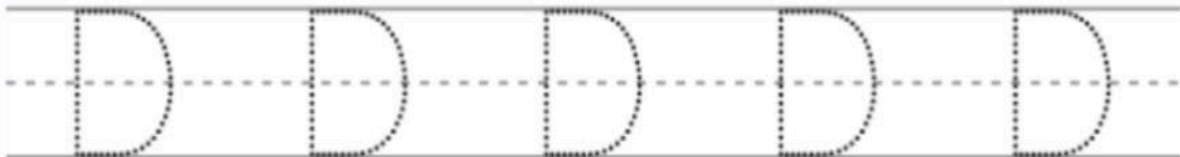
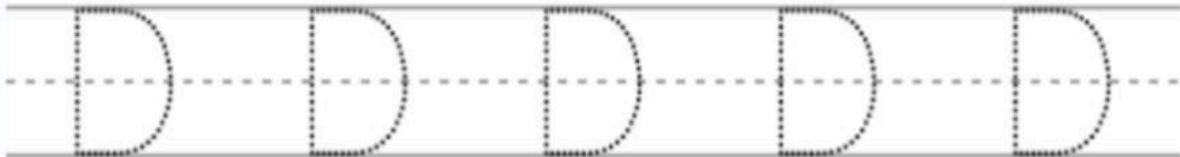
My name is .....



Duck



Drum



My name is .....



Elephant




Egg



My name is .....


## Worksheet - MATHS





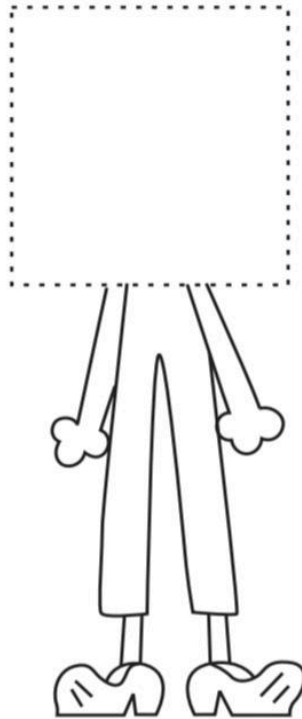

1	1	1	1	
2	2	2	2	
3	3	3	3	
4	4	4	4	
5	5	5	5	



Join the numbers in sequence 1-10 and complete the picture.





Trace the dots and colour the shapes.



## Worksheets: EVS

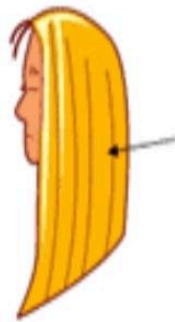
### Body Parts & Colours/Shapes

Draw a line from picture on left to the matching picture on right .



# Hygiene Products

Match each hygiene picture with the hygiene products you use to care for that part of your body.



## Activity Time

### 1 .Father's Day Celebration ,👨

Father's Day is a day to recognize and appreciate the contributions of fathers.

It's a time to show your father how much you care and appreciate them.

Spend Quality Time 🕒

Gifts and Celebrations: 🎁🎉🎊🎈

Many people celebrate Father's Day by giving gifts, having a special meal, or engaging in activities that are enjoyable.

Make a card for your father

"Thankyou for always being there, Dad... I LOVE YOU



Note :- click pictures and paste in your scrapbook and share the photograph to respective class Teacher till 11th June 2025.

## 2. Environment Day (SHOW and TELL) 🌳 🌳 🌲 🌵 🌴

"Planting trees, cleaning up local beaches,

"Protect our planet, preserve our future,"

"Think globally, act locally,"

"Save the Earth, it's our only home".

"Keep It Green, Keep It Clean."

"Plant trees to make our environment pollution-free."

### Hand Painting Activity - make a octopus

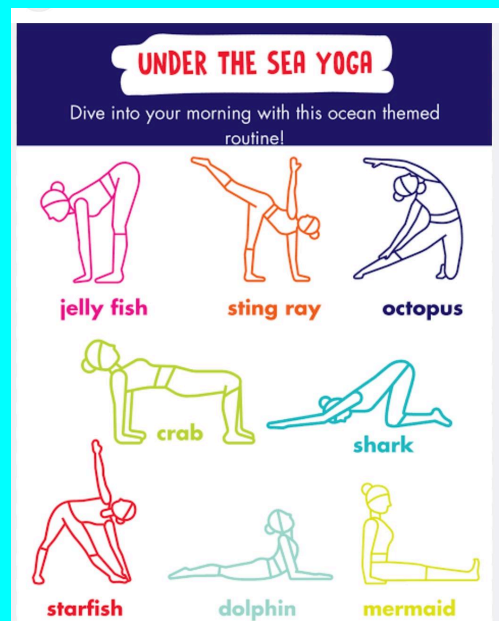


Note:- click pictures and paste in your scrapbook and share the photograph to respective class Teacher till 1 June 2025.



### 3. WORLD YOGA DAY

"Yoga cultivates the ways of maintaining a balanced attitude in day-to-day life and endows skill in the performance of one's actions." But yoga is more than a physical activity.



Note :- from the reference picture...click any pose of your choice and paste in your scrapbook and share the photograph to respective class Teacher till 17th June 2025.