



ARWACHIN INTERNATIONAL SCHOOL

ANNUAL PLANNER

UKG (2025-2026)

ENGLISH

<u>MONTH</u>	<u>TOPIC</u>	<u>ACTIVITY</u>	<u>LEARNING OUTCOME</u>
<u>APRIL</u>	<p><u>Reading:</u></p> <ul style="list-style-type: none"> Recapitulation of all the sounds through Jolly Phonic song. <p><u>ABC:</u></p> <ul style="list-style-type: none"> Recapitulation of small letters in sequence. Introduction of q,v,w <p><u>Vocabulary/Sent.St.</u></p> <ul style="list-style-type: none"> Introduce yourself with a word Introduction of ‘q,v,w’ sound words and oral drill of framing sentences. CVC words of ‘a,e,i’ vowels (three letter words) <p><u>Story:</u></p> <ul style="list-style-type: none"> Little Red Hen Recap of old stories <p><u>Rhymes:</u></p> <ul style="list-style-type: none"> Mixing Colours 	<ul style="list-style-type: none"> Name collage Hop scotch of ‘‘ q,v,w’ ’ sound words Hen with hand prints 	<p>The children will be able to recognize</p> <ul style="list-style-type: none"> The small letters and their sounds. Write the small letters in the correct formation. Express themselves using age-appropriate vocabulary.
<u>MAY</u>	<p><u>Reading:</u></p> <ul style="list-style-type: none"> Introduction of ‘x,y,z’ sound words (oral) <p><u>ABC:</u></p> <ul style="list-style-type: none"> Sequencing of small letters a to z <p><u>Vocabulary/Sent.St.</u></p> <ul style="list-style-type: none"> Introduction of ‘ x,y,z’ sound words and oral drill of framing sentences. 	<ul style="list-style-type: none"> Creative letter drawing 	<ul style="list-style-type: none"> Recognise all the letters and their sounds. Write the small letters in the correct formation. Sequence the letters of the alphabets, independently. Express themselves using age-appropriate vocabulary while framing sentences.

	<ul style="list-style-type: none"> • Introduction to vowels - 'a,e,i,o,u' • CVC words of 'o,u' vowels (three letter words) <p><u>Reading:</u> Fitzroy Story -1 and 'a' sound words</p> <p><u>Story:</u></p> <ul style="list-style-type: none"> • Story of colours <p><u>Rhymes:</u></p> <ul style="list-style-type: none"> • 'Hold my hand, Mumma!' 	<ul style="list-style-type: none"> • Mother's Day activity 	<ul style="list-style-type: none"> • Identify the characters and sequence of a story and ask questions about the same.
<u>JULY</u>	<p><u>Reading:</u> Fitzroy story-1</p> <ul style="list-style-type: none"> • Introduction of 'ai' sound words <p><u>ABC:</u></p> <ul style="list-style-type: none"> • Capital Letters 'A,B,C' <p><u>Vocabulary/Sent.St.</u></p> <ul style="list-style-type: none"> • 'ai' sound words and oral drill of framing sentences. • Writing of 3-4 letter words • Use of 'he, she, and' • Recap of vowels - 'a,e,i,o,u' <p><u>Story:</u></p> <ul style="list-style-type: none"> • Rooney's adventure • Goldilocks and Three Bears <p><u>Rhymes:</u></p> <ul style="list-style-type: none"> • My family • Got my toothpaste 	<ul style="list-style-type: none"> • Pail of 'ai' sound words • Paste a picture of the family members and write he/she • Cleanliness Drive 	<ul style="list-style-type: none"> • Write the capital letters in the correct formation. • Recognise the capital letters and their sounds. • Follow left-to-right directionality while reading the text. • Learn and use 'ai' sound words. • Express themselves using age-appropriate vocabulary while framing sentences. • Identify the characters and sequence of a story, comprehend it in his/ her words and ask tag questions or give tag answers about the same.
<u>AUGUST</u>	<p><u>Reading:</u> Fitzroy story-2</p> <ul style="list-style-type: none"> • Introduction of 'oa and ck' sound words <p><u>ABC:</u></p> <ul style="list-style-type: none"> • Capital Letters 'D,E,F,G' <p><u>Vocabulary/Sent.St.</u></p> <ul style="list-style-type: none"> • 'oa and ck' sound words and oral drill of framing sentences. 	<ul style="list-style-type: none"> • Bring two objects and 	<p>The children will be able to</p> <ul style="list-style-type: none"> • Recognise the letters and their sounds. • Write the letters in the correct formation. • Learn and use 'oa and ck' words. • Express themselves using age-appropriate vocabulary.

	<ul style="list-style-type: none"> Use of ‘this/that’ <p><u>Story:</u></p> <ul style="list-style-type: none"> Janmashtami story The hungry fox <p><u>Rhymes:</u></p> <ul style="list-style-type: none"> <i>Patriotic Rhyme</i> <i>Healthy food</i> 	<ul style="list-style-type: none"> Speak using ‘this/that’ Janmashtami Activity. Show & tell (My fav. food) 	<ul style="list-style-type: none"> Follow left-to-right directionality while reading. Identify the characters and sequence of a story, comprehend it in his/ her words and ask tag questions or give tag answers about the same.
<u>SEPTEMBER</u>	<p><u>Reading:</u> Fitzroy story-3</p> <ul style="list-style-type: none"> Introduction of ‘ee, and or’ sound words. ‘Oral drill of framing sentences Use of ‘a/an’ Recap of vowels - ‘a,e,i,o,u’ <p><u>ABC:</u> Capital Letters ‘K, L, M & N’</p> <p><u>Vocabulary/Sent.St.</u></p> <ul style="list-style-type: none"> ‘ee and or’ sound words and oral drill of framing sentences. Use of ‘a/an’ <p><u>Story:</u></p> <ul style="list-style-type: none"> The Raindrops <p><u>Rhymes:</u></p> <ul style="list-style-type: none"> Good food I am a tree 	<ul style="list-style-type: none"> Writing ‘ee’ words on a tree cut-out Writing ‘or’ words on corn cut out. Two boxes with a/an. Put the words together accordingly 	<ul style="list-style-type: none"> Recognise the letters and their sounds. Follow left-to-right directionality while reading. Write the letters in the correct formation. Learn and use ‘ee,and or’ words. Express themselves using age-appropriate vocabulary. Identify the characters and sequence of a story, comprehend it in his/ her words and ask tag questions or give tag answers about the same.
<u>OCTOBER</u>	<p><u>Reading:</u> Fitzroy story-4</p> <ul style="list-style-type: none"> Introduction of ‘ie’ sound words <p><u>ABC:</u> Capital Letters ‘L,M,N,O’</p> <p><u>Vocabulary/Sent.St.</u></p> <ul style="list-style-type: none"> ‘ie’ sound words and oral drill of framing sentences. <p><u>Story:</u></p> <ul style="list-style-type: none"> Dussehra and Diwali 		<ul style="list-style-type: none"> Learn and use ‘ie’ words. Recognise the letters and their sounds. Follow left-to-right directionality while reading. Write sound words in the correct formation.

	<ul style="list-style-type: none"> The four friends <p><u>Rhymes:</u></p> <ul style="list-style-type: none"> I am a little sunflower I like the zoo 	<ul style="list-style-type: none"> Dussehra activity Show & Tell (My fav. Animal) 	<ul style="list-style-type: none"> Express themselves using age-appropriate vocabulary. Identify the characters and sequence of a story, comprehend it in his/ her words and ask tag questions or give tag answers about the same.
<u>NOVEMBER</u>	<p><u>Reading:</u> Fitzroy story-5</p> <p><u>ABC:</u> Capital Letters ‘P,Q,R,S’</p> <p><u>Vocabulary/Sent.St.</u></p> <ul style="list-style-type: none"> Recap of all the sounds done till date. framing sentences. Use of ‘in, on, under’ <p><u>Story:</u></p> <ul style="list-style-type: none"> The dumper truck The Grumpy tree <p><u>Rhymes:</u> Community helpers</p>	<ul style="list-style-type: none"> Demonstration of in, on, and under’ through live objects 	<ul style="list-style-type: none"> Recognise the letters and their sounds. Follow left-to-right directionality while reading. Write sound words. in the correct formation. Learn and use words (with diagraphs) done in the class learnt. Express themselves using age-appropriate vocabulary. Identify the characters and sequence of a story, comprehend it in his/ her words and ask tag questions or give tag answers about the same.
<u>DECEMBER</u>	<p><u>Reading:</u> Fitzroy story-6</p> <ul style="list-style-type: none"> Introduction of ‘ch, sh’ sound words <p><u>ABC:</u> Capital Letters ‘T,U,V,W’</p> <p><u>Vocabulary/Sent.St.</u></p> <ul style="list-style-type: none"> ‘ch & sh’ sound words and oral drill of framing sentences. Independent sentence building <p><u>Story:</u></p>	<ul style="list-style-type: none"> Show & tell (ch,sh) 	<ul style="list-style-type: none"> Recognise the letters and their sounds. Follow left-to-right directionality while reading. Write sound words in the correct formation. Learn and use ‘ch and sh’ words learnt. Express themselves using age-appropriate vocabulary.

	<ul style="list-style-type: none"> ➤ Community helpers ➤ Christmas <p><u>Rhymes:</u> Christmas carol/song/rhyme</p>	<ul style="list-style-type: none"> • Christmas activity 	<ul style="list-style-type: none"> • Identify the characters and sequence of a story, comprehend it in his/ her words and ask tag questions or give tag answers about the same.
<u>JANUARY</u>	<p><u>Reading:</u> Independent Story comprehension</p> <ul style="list-style-type: none"> • Introduction of ‘OO & oo’ sound words <p><u>ABC:</u></p> <ul style="list-style-type: none"> • Capital letters ‘X,Y,Z’ <p><u>Vocabulary/Sent.St.</u></p> <ul style="list-style-type: none"> • oo & OO’sound words and • oral drill of framing sentences. • Picture Reading <p><u>Story:</u></p> <ul style="list-style-type: none"> • The grey fountain <p><u>Rhymes:</u> Patriotic Rhyme</p>	<ul style="list-style-type: none"> • Book mark • Join the dots (A to Z) 	<ul style="list-style-type: none"> • Recognise the letters and their sounds. • Learn and use ‘oo and OO’ words learnt • Follow left-to-right directionality while reading. • Write sound words in the correct formation. • Express themselves using age-appropriate vocabulary. • Identify the characters and sequence of a story, comprehend it in his/ her words and ask questions about the same.
<u>FEBRUARY</u>	<p><u>Reading:</u> Picture composition Random Reading Practice</p> <p><u>ABC:</u> Capital and small letters in sequence</p> <p><u>Vocabulary/Sent.St.</u> Sentences Building/ Picture Reading/ Story Building</p>	<ul style="list-style-type: none"> • Note book writing and w/sheets 	<ul style="list-style-type: none"> • Read independently text beyond text. • Comprehend a story in his/her own words. • Do independent picture reading and sentence building. • Know the action and phonic sound to all the letters and diagraphs done in the class. • Write independently.

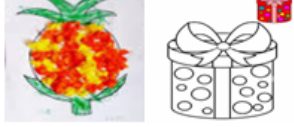

Math



Month	Topic	Activity	Learning outcome
April	Number- 1 to 20 Shape- Circle Concept- Big/Small Up/Down	<ul style="list-style-type: none"> The children will make balls with clay and count Circle shape activity integrated with English 3 letter words. Nature walk. 	<ul style="list-style-type: none"> Recognize, identify and write number 1 to 20. Identify numbers that comes after and before a given number. Compare and count upto 20. Recognize and identify Circle shape. Recognize and understand basic concepts. Compare and contrast objects based on their size.
May	Number- 1 to 30 Shape- Circle Concept- Big/Small Up/Down	<ul style="list-style-type: none"> Arrange the number cards in a sequence. Make a Card for 'Mother's day. Paste the pictures (up/down) 	<ul style="list-style-type: none"> Recognize, identify and write number 1 to 30. Identify numbers that comes after and before a given number. Compare and count upto 30. Recognize and identify Circle shape. Recognize and understand basic concepts. Compare objects based on their size.
July	Number- 1 to 40 N.Name- 1 to 5 Shape- Rectangle Concept- Fat/Thin Tall/Short	<ul style="list-style-type: none"> Make 2 digit number with number cards. Compare their height with their friends. Make a rectangle photo frame. 	<ul style="list-style-type: none"> Recognize, identify and write number 1 to 40. Identify numbers that comes after and before a given number. Compare and count upto 40. Recognize and identify rectangle shape. Recognize and understand basic concepts. Compare objects based on their size.



<p>August</p>	<p>Number- 1 to 50 N.name- 6 to 10 Shape-Triangle Concept- More/Less Heavy/Light</p>	<ul style="list-style-type: none"> • Arrange the letters and write number names. • Compare the weight of 2 objects. • Make a star with triangle shape. 	<ul style="list-style-type: none"> • Recognize, identify and write number 1 to 50. • Identify numbers that comes after and before a given number. • Compare and count upto 50. • Recognize and identify triangle shape. • Recognize and understand basic concepts. • Compare objects based on their size & weight.
<p>September</p>	<p>Number- 1 to 70 N.Name-11 to 15 Shape-Square Concept- Same/Different Odd one out</p>	<ul style="list-style-type: none"> • Choose the odd one out from the given group of objects. • Hop scotch of numbers. • Jump on square. 	<ul style="list-style-type: none"> • Recognize, identify and write number 1 to 70. • Identify numbers that comes after and before a given number. • Compare and count upto 70. • Recognize and identify square shape. • Recognize and understand basic concepts. • Compare objects based on their size, shape, color.
<p>October</p>	<p>Number-1 to 80 N.Name-16 to 20 Shape-Oval Concept- Slow/Fast</p>	<ul style="list-style-type: none"> • Arrange the letters and complete the number names. • Make an owl with oval shape. 	<ul style="list-style-type: none"> • Recognize, identify and write number 1 to 80. • Identify numbers that comes after and before a given number. • Compare and count upto 80. • Recognize and identify oval shape. • Recognize and understand basic concepts.



November	Number- 1 to 100 N.Name- 1 to 20 Shape- Cube Concept- Thick/ Thin Near/Far	<p>The children will play SNAKE AND LADDER board game.</p> <ul style="list-style-type: none"> • Draw leaves on the thick tree. • They will through the dice and match with the number name. 	<ul style="list-style-type: none"> • Recognize, identify and write number 1 to 100. • Identify numbers that comes after and before a given number. • Compare count upto 100. • Recognize and identify Cube shape. • Recognize and understand basic quantitative concepts. • Compare objects based on their size.
December	Number- Addition Shape- Cylinder Concept- In Front /Behind Ordinal Number	<ul style="list-style-type: none"> • The children will count and eat nuts (ADDITION). • Arrange the objects in the given ordinal number. • Make a cylinder pencil stand. 	<ul style="list-style-type: none"> • Demonstrate an understanding of basic addition concepts. • Recognize and identify Cylinder shape. • Recognize and understand basic concepts. • Compare and contrast objects based on their position.
January	Number- Subtraction Shape- Recap Concept- Time ,Money	<ul style="list-style-type: none"> • Count and share nuts. • Make a clock with used CD. • Shape Sudoku 	<ul style="list-style-type: none"> • Demonstrate an understanding of basic subtraction concepts. • Recognize and identify different shapes. • Understand the concept of time.
February	Recapitulation	Recapitulation	<ul style="list-style-type: none"> • The students will be able to develop the understanding of all the concepts done in the class.


HINDI

MONTH मास	THEME विषय	TOPIC विषय	ACTIVITY गतिविधि	LEARNING OUTCOME अधिगम प्रतिफल
APRIL	MYSELF	<ul style="list-style-type: none"> उ, ऊ, अ का परिचय शब्दभंडार से संबंधित कहानी सीखेंगे। 	<ul style="list-style-type: none"> अनानास के चित्र में पेपर चिपकाएंगे। सभी छात्र उपहार के चित्र में उंगली से डोट लगाएंगे। 	<ul style="list-style-type: none"> शब्द भण्डार में वृद्धि व नवीन शब्दों का ज्ञान निर्देशों का पालन करना शब्दों का सरल वाक्यों में उचित प्रयोग
MAY	MYSELF	<ul style="list-style-type: none"> आ, अं का परिचय शब्दभंडार से संबंधित कहानी सीखेंगे। 	<ul style="list-style-type: none"> अंगूर के चित्र में अंगूठा लगाएंगे। सभी छात्र आम का स्वाद करेंगे। 	<ul style="list-style-type: none"> पठन व लेखन कौशल का विकास शब्द भण्डार में वृद्धि

JULY	MY FAMILY	<ul style="list-style-type: none"> ओ, औ, इ, ई, ए, ऐ का परिचय शब्दभंडार से संबंधित कहानी सीखेंगे। 	<ul style="list-style-type: none"> छात्र दादाजी व दादीजी की ऐनक, ओखली, औरत, के चित्र को सजाएंगे व रंग भरेंगे। छात्र अपने घर से इन अक्षरों से बनने वाले कुछ वस्तु लेकर आएंगे व उनके बारे में बताएंगे। 	<ul style="list-style-type: none"> पठन व लेखन कौशल का विकास शब्द भण्डार में वृद्धि व नवीन शब्दों का ज्ञान स्तरानुसार पाठ्य सामग्री में रुचि उत्पन्न करना
AUGUST	MY FAMILY	<ul style="list-style-type: none"> क, अः, झ, व, ब, क का परिचय शब्दभंडार से संबंधित कहानी सीखेंगे। 	<ul style="list-style-type: none"> सभी छात्र कक्षा में कम से संबंधित गतिविधि करेंगे। सभी छात्र झंडे का चित्र पेपर चिपकाएंगे। क से कमल के फूल में रंग भरेंगे। 	<ul style="list-style-type: none"> पठन व लेखन कौशल का विकास शब्द भण्डार में वृद्धि व नवीन शब्दों का ज्ञान स्वर कम का ज्ञान राष्ट्रीय ध्वज व राष्ट्रीय फूल का ज्ञान

SEPTEMBER	FOOD	<ul style="list-style-type: none"> र, स, प, फ, षका परिचय दो अक्षर से बनने वाले शब्द शब्दभंडार से संबंधित कहानी सीखेंगे। 	<ul style="list-style-type: none"> सभी छात्र कक्षा में डबलरोटी, टमाटर से बने सेडविच का स्वाद करेंगे।  <ul style="list-style-type: none"> दो अक्षर से बनने वाले शब्दों का लेखन 	<ul style="list-style-type: none"> पठन व लेखन कौशल का विकास शब्द भण्डार में वृद्धि व नवीन शब्दों का ज्ञान शब्दों का सही उच्चारण व लेखन
OCTOBER	ANIMALS	<ul style="list-style-type: none"> ह, श, ल, ग, म, भ का परिचय शब्दभंडार से संबंधित कहानी सीखेंगे। 	<ul style="list-style-type: none"> सभी छात्र हाथी का चेहरा बनाएंगे।  <ul style="list-style-type: none"> शेर, लोमड़ी गाय, मछली, भालू के चित्र में रंग भरेंगे। छात्र जानवरों के बारे में दो वाक्य बोलेंगे। 	<ul style="list-style-type: none"> छात्रों में जानवरों के प्रति संवेदनाशीलता व मदद जैसे गुणों का विकास करना पठन व लेखन कौशल का विकास शब्द भण्डार में वृद्धि व नवीन शब्दों का ज्ञान

NOVEMBER	TRANSPORT	<ul style="list-style-type: none"> य, थ, न, च, जका परिचय शब्दभंडार से संबंधित कहानी सीखेंगे। तीन अक्षर से बनने वाले शब्द 	<ul style="list-style-type: none"> सभी छात्र यान का चित्र बनाएंगे व आइस्क्रीम स्टिक की मदद से पंखा बनाएंगे।  <ul style="list-style-type: none"> सभी छात्र ज से जहाज, नौका, आदि के चित्र में रंग भरेंगे। 	<ul style="list-style-type: none"> पठन व लेखन कौशल का विकास शब्द भण्डार में वृद्धि व नवीन शब्दों का ज्ञान शब्दों का सही उच्चारण व लेखन
DECEMBER	COMMUNITY HELPERS	<ul style="list-style-type: none"> ट, ठ, ड, द, ड, का परिचय शब्दभंडार से संबंधित कहानी सीखेंगे। 	<ul style="list-style-type: none"> डाक्टर, डाकिया, दरजी, के चित्र को सजाएंगे व इनके बारे में बोलेंगे। 	<ul style="list-style-type: none"> पठन व लेखन कौशल का विकास शब्द भण्डार में वृद्धि व नवीन शब्दों का ज्ञान समुदाय सहायक व्यक्तियों के बारे में जान सकेंगे।

JANUARY	SEASONS	<ul style="list-style-type: none"> ऋ, घ, ध, छ, ख का परिचय शब्दभंडार से संबंधित कहानी सीखेंगे। 	<ul style="list-style-type: none"> ऋ से ऋतुओं के चित्र में तरह तरह की ऋतुओं को दर्शाएंगे। सभी छात्र घर, धरती, छतरी आदि के चित्र में रंग भरेंगे। 	<ul style="list-style-type: none"> पठन व लेखन कौशल का विकास शब्द भण्डार में वृद्धि व नवीन शब्दों का ज्ञान पर्यावरण संरक्षण के प्रति सजगता
FEBRUARY	RECAP	RECAP	RECAP	RECAP

EVS

MONTH	THEME	TOPIC	ACTIVITY	LEARNING OUTCOME
APRIL	MYSELF	<ul style="list-style-type: none">• Recognition of a boy and a girl and will write their name.• Recap of parts of the body.	<ul style="list-style-type: none">• Show and Tell Activity• Tippi tippi tap game will be done related to parts of the body.	The students should be able to: <ul style="list-style-type: none">• Confidently introduce themselves to others.• Identify the different parts and explain their functions.
MAY	MYSELF	<ul style="list-style-type: none">• Recognition and write the spellings of sense organs.• Oral recognition of the things that keep our body clean and their use.	<ul style="list-style-type: none">• The children will taste lemon, sugar, salt.• Hand Wash Activity	<ul style="list-style-type: none">• Identify the sense organs and explain their functions.
JULY	MY FAMILY	<ul style="list-style-type: none">• Recap of family members and types of family(big/small)	<ul style="list-style-type: none">• A family photo frame will be made using waste material and will encouraged to speak few lines on it.	<ul style="list-style-type: none">• Understand the importance of family.• Identify the different types of family.

AUGUST	MY FAMILY	<ul style="list-style-type: none"> • Oral Recognition of Rooms of the house. • Rules of the traffic light. 	<ul style="list-style-type: none"> • Traffic light will be made. They will pretend to drive different transports and follow the traffic rules. 	<ul style="list-style-type: none"> • Know the meaning of safety. • List out the safety rules followed in different places
SEPTEMBER	FOOD	<ul style="list-style-type: none"> • Recap of fruits and vegetables with spellings. • Oral introduction of healthy and junk food and will learn the three meals of a day. 	<ul style="list-style-type: none"> • Vegetable seller will be called. • Show and tell activity 	<ul style="list-style-type: none"> • Identify the meals we have in a day. • Differentiate the food we get from plants and animals.
OCTOBER	ANIMALS	<ul style="list-style-type: none"> • Recognition of big and small animals with spellings. 	<ul style="list-style-type: none"> • Collage of Wild and Domestic animals will be made and will be encouraged to speak few lines about it. 	<ul style="list-style-type: none"> • Develop awareness about natural environment. • Learn about different types of animals.
NOVEMBER	TRANSPORT	<ul style="list-style-type: none"> • Recognition of three modes of transport with spellings. 	<ul style="list-style-type: none"> • The children will make a cycle with bangles and will speak few sentences about their favorite transport. 	<ul style="list-style-type: none"> • Identify different means of communication and its features. • Identify different means of transport and its features.
DECEMBER	COMMUNITY HELPERS	<ul style="list-style-type: none"> • Oral Recognition of different places around us. 	<ul style="list-style-type: none"> • Visit to religious places like mosque, temple etc. 	<ul style="list-style-type: none"> • Know about the places around us.

		<ul style="list-style-type: none"> Recap of community helpers with spellings (any two). Oral Recognition of different festivals (holi, diwali, Christmas and national festivals) and how they are celebrated 	<ul style="list-style-type: none"> Christmas tree will be made 	<ul style="list-style-type: none"> Identify the people who help us in daily lives. Explain the importance of people who help us in our daily lives.
JANUARY	SEASONS	<ul style="list-style-type: none"> Oral Recognition of summer, winter and rainy season and the things we use in these seasons. 	<ul style="list-style-type: none"> Soup party/ Hot chocolate milk will be served in the class. 	<ul style="list-style-type: none"> Know about different seasons. Differentiate about the clothes we wear in different season.
FEBRUARY	RECAP	<ul style="list-style-type: none"> Recapitulation 	<ul style="list-style-type: none"> Recapitulation 	<ul style="list-style-type: none"> The students will be able to develop the understanding of all the concepts done in the class.

P.T.

MONTH	THEME	SKILL	ACTIVITY	LEARNING OUTCOME
April	My space	Movement skills Walk	<ul style="list-style-type: none">• Personal space• General space	<ul style="list-style-type: none">• To introduce the concept of personal space and general space.
April	Traffic light	Movement skills Walk	<ul style="list-style-type: none">• Moving with traffic light	<ul style="list-style-type: none">• To learn about direction and rules
April	Alphabet and number game	Movement skills Walk	<ul style="list-style-type: none">• Moving in alphabet pathways• Hula hoop twister	<ul style="list-style-type: none">• To moving around the different pathways
April	Walking peacock	Walking Running	<u>Walking with variation</u> <ul style="list-style-type: none">• Slow walk• fast walk• On toes walk• bend knee walk• in a small circle walk• In a large circle walk	<ul style="list-style-type: none">• To develop correct walking skills
May	Running cheetah	Speed Attention Decision making	<u>Running with variation</u> <ul style="list-style-type: none">• Slow run• fast run• On toes run• bend knee run• in a small circle run• In a large circle run	<ul style="list-style-type: none">• To develop correct running skills

May	Assessment week	Walking Running		<ul style="list-style-type: none"> To assess walking , running and attention
July	Monster in my room	Balancing	<p><u>Mirror monster</u></p> <ul style="list-style-type: none"> The trainer makes various imitation of a monster .all student copy these imitation Ever student gets one partner one of them imitates a monster and the partner follows 	<ul style="list-style-type: none"> To teach children how the transfer of weight helps to perform different body movement
July	Happy me and happy you	Coordination skills sharing emotion	<p><u>Happy me and happy you</u></p> <ul style="list-style-type: none"> Happy face : give hi- five Sad face : place both your hand on your cheek Calm face : fold your hands and close your eyes Excited face : jump high and clap 	<ul style="list-style-type: none"> To make children aware of theirs as well as others emotion
July	Jungle relay	Balancing skills	<p><u>Jungle relay</u></p> <ul style="list-style-type: none"> Encounter many obstacle in the jungle 	<ul style="list-style-type: none"> To teach children balancing and body movement

July	Assessment week	Body control Speed Balancing Direction		<ul style="list-style-type: none"> To assess body control, speed, balancing, direction
August	Jump over river	Jumping technique	<ul style="list-style-type: none"> Agility ladder challenge 	<ul style="list-style-type: none"> To teach the correct jumping pattern and technique while jumping forward
August	Jump over river	Jumping technique	<ul style="list-style-type: none"> Agility ladder challenge 	<ul style="list-style-type: none"> To teach the correct jumping pattern and technique while jumping forward
August	Max had a perfect catch	Jumping	<ul style="list-style-type: none"> Jumping high Jumping on the spot Hopping on the spot 	<ul style="list-style-type: none"> To introduce the concept jumping high
August	Assessment week	Jumping and landing		<ul style="list-style-type: none"> To assess jumping and landing technique
September	Indian game	Hopping	<ul style="list-style-type: none"> Playing hopscotch 	<ul style="list-style-type: none"> To develop correct hopping technique
September	Indian game	Hopping	<u>Kangaroos and the hunter</u> <ul style="list-style-type: none"> After the students have learnt hopping technique, they play the tag game 	<ul style="list-style-type: none"> To develop correct hopping technique

September	Tinkling hopping	Hopping	<ul style="list-style-type: none"> Tinkling hopping activity is modified tinkling dance that develops agility, rhythm, and coordination using markers or band instead of bamboo poles 	<ul style="list-style-type: none"> To introduce the different pattern involve in hopping
September	Assessment	Hopping		<ul style="list-style-type: none"> To assess hopping technique
October	Toss and catch	Toss and catch	<ul style="list-style-type: none"> Circle catch ball 	<ul style="list-style-type: none"> To learn toss and catch
November	Throwing for a distance	Underhand and overhead Throw game	<ul style="list-style-type: none"> Throw game 	<ul style="list-style-type: none"> To develop throwing skills
November	Toss and catch 2	Toss and catch	<ul style="list-style-type: none"> Toss and catch with the partner 	<ul style="list-style-type: none"> To teach children toss and catch
November	Rolling and tossing	Rolling & tossing	<ul style="list-style-type: none"> Rolling challenge 	<ul style="list-style-type: none"> To teach rolling and tossing
November	Assessment	Toss Catch Throw		<ul style="list-style-type: none"> To assess toss , catch and throw
December	Horse and the bell	Galloping	<u>Horse gallop</u> <ul style="list-style-type: none"> Transfer the heavy loads with galloping skills 	<ul style="list-style-type: none"> To introduce the correct technique of galloping
December	Catch the tail	Sliding	<u>Catch the tail</u>	<ul style="list-style-type: none"> To introduce the correct

			<ul style="list-style-type: none"> It is a team based game where players try to grab the opponent scarf while protecting their own. 	technique of sliding
December	Catch the tail	Sliding	<u>Catch the tail</u> <ul style="list-style-type: none"> It is a team based game where players try to grab the opponent scarf while protecting their own. 	<ul style="list-style-type: none"> To introduce the correct technique of sliding
December	Assessment	Galloping sliding		<ul style="list-style-type: none"> To assess galloping sliding
January	Skip the hoop	skipping	<ul style="list-style-type: none"> Skipping race 	<ul style="list-style-type: none"> To teach the correct skipping technique
January	Parachute	Parachute shake Up high and down	<ul style="list-style-type: none"> Parachute drill is a fun team based activity using a large fabric parachute to develop coordination, motor skills. 	<ul style="list-style-type: none"> To develop coordination and the manipulative skills using a parachute
February	Loco circuit	To teach different locomotors skills	<u>Field Day</u> <ul style="list-style-type: none"> (To perform all the loco motor skills) 	<ul style="list-style-type: none"> To teach different loco motor skills

February and March	Health assessment Skill assessment	BMI Balancing test Jumping Flexibility test Space Catch & Throw		<ul style="list-style-type: none">• To assess BMI ,balancing test , jumping , flexibility test , space, catch & throw