



ARWACHIN INTERNATIONAL SCHOOL

ANNUAL PLANNER

LKG (2025-2026)

ENGLISH

<u>MONTH</u>	<u>TOPIC</u>	<u>ACTIVITY</u>	<u>LEARNING OUTCOME</u>
APRIL	<u>ABC-</u> <ul style="list-style-type: none">• Clay Molding• Sand Play• Introduction of standing line <u>SENT ST.</u> <ul style="list-style-type: none">• General greetings <u>STORY</u> <ul style="list-style-type: none">• No Smile Today• Riding Hood <u>RHYMES</u> <ul style="list-style-type: none">• Two Little Hands• Red Colour Rhyme	<ul style="list-style-type: none">• Smiley making	<ul style="list-style-type: none">• The children will experience fine muscle development.• They will be able to identify the red colour and its associated things.• They will enjoy the story and rhyme time and develop speaking and listening skills.
MAY	<ul style="list-style-type: none">• <u>ABC-</u>• Rainbow writing• Sand Play• Introduction of standing line and sleeping line• <u>SENT ST.</u>• General greetings• Oral introduction of letter 'i' and letter 't' <u>STORY</u> <ul style="list-style-type: none">• Red Riding Hood• Story related to Mother's Day <u>RHYMES</u> <ul style="list-style-type: none">• Mother's Day song• Yellow colour rhyme	<ul style="list-style-type: none">• Sand play• Red Riding Hood Craft Activity.• Igloo-making activity	<ul style="list-style-type: none">• Children will develop fine motor skills and eye-hand coordination.• Development of pre-writing skills through guided activities.• Development of phonetic awareness and the vocabulary associated with the letter.• Participation in story and rhyme sessions, helping them strengthen their speaking and listening abilities.

<p>JULY</p>	<p><u>ABC-</u></p> <ul style="list-style-type: none"> • Rainbow writing • Sand Play • Introduction of Right Curve and Left Curve • Writing of letter 'i' and letter 't' <p><u>SENT ST.</u></p> <ul style="list-style-type: none"> • General greetings • Oral introduction of letters 's', 'a', and letter 'p'. • Vocabulary and picture reading related to the letters introduced. <p><u>STORY</u></p> <ul style="list-style-type: none"> • Conversation and a short story on Save Trees • The Three Little Pigs <p><u>RHYMES</u></p> <ul style="list-style-type: none"> • Save Trees • My Family 	<ul style="list-style-type: none"> • Sand Play • Three Little Pigs story craft 	<ul style="list-style-type: none"> • Enhancement of fine motor skills through engaging activities. • Development of pre-writing skills and writing skills. • Explore letters by understanding their sound and actions. • Learn new vocabulary related to each letter. • Awareness about the importance of trees.
<p>AUGUST</p>	<p><u>ABC-</u></p> <ul style="list-style-type: none"> • Rainbow writing • Sand Play • Introduction of Hoops • Writing of letter 'p' and letter 'n' <p><u>SENT ST.</u></p> <ul style="list-style-type: none"> • General greetings • Oral introduction of letters 'n', 'c', and letter 'h' • Vocabulary and picture reading related to the letters introduced. <p><u>STORY</u></p> <ul style="list-style-type: none"> • Conversation related to Independence Day • Janmashtami Story • Cleanliness Superheroes 	<ul style="list-style-type: none"> • Sand Play • Necklace making with clay. 	<ul style="list-style-type: none"> • Enhancement of writing abilities with focused writing practice. • They will learn about the letter, its phonetic sound, and the vocabulary associated with the letter. • Understanding of national symbols and learning about the cultural significance of the Janmashtami festival. • Enjoy hands-on activities.

	<p><u>RHYMES</u></p> <ul style="list-style-type: none"> • My Flag • Keeping Clean 		
SEPTEMBER	<p><u>ABC-</u></p> <ul style="list-style-type: none"> • Rainbow writing • Sand Play • Writing of letters ‘a’, ‘s’, ‘c’, and letter ‘h’ <p><u>SENT ST.</u></p> <ul style="list-style-type: none"> • General greetings • Oral introduction of letters ‘r’, ‘d’, and ‘m’. • Vocabulary and picture reading related to the letters introduced. <p><u>STORY</u></p> <ul style="list-style-type: none"> • The Fussy Eater • Show and Tell on Healthy Food <p><u>RHYMES</u></p> <ul style="list-style-type: none"> • Healthy Food • Animals rhyme 	<ul style="list-style-type: none"> • Show and Tell • Monkey with hand print(related to letter ‘m’) 	<ul style="list-style-type: none"> • They will learn about the letter, its phonetic sound, and the vocabulary associated with the letter. • Understand the importance of healthy food. • Development of speaking abilities through interactive activities.
OCTOBER	<p><u>ABC-</u></p> <ul style="list-style-type: none"> • Rainbow writing • Sand Play • Writing of letters ‘r’, and ‘d’. <p><u>SENT ST.</u></p> <ul style="list-style-type: none"> • Oral introduction of letters ‘k’ and ‘e’. • Vocabulary and picture reading related to the letters introduced. <p><u>STORY</u></p> <ul style="list-style-type: none"> • Dussehra and Diwali Story <p><u>RHYMES</u></p> <ul style="list-style-type: none"> • Animals rhyme 	<ul style="list-style-type: none"> • Elephant making with balloons (letter ‘e’) 	<ul style="list-style-type: none"> • Children will continue to build their writing skills through structured activities. • Explore letter sounds and vocabulary through phonics-based learning. • Understanding of the cultural significance and values behind the festivals of Dussehra and Diwali festivals.
NOVEMBER	<p><u>ABC-</u></p> <ul style="list-style-type: none"> • Rainbow writing • Sand Play 	<ul style="list-style-type: none"> • Fish Craft Activity. 	<ul style="list-style-type: none"> • Enhancement of writing skills. • They will learn about the letter, its phonetic sound,

	<ul style="list-style-type: none"> • Writing of letters 'm', 'k', and 'e'. <p><u>SENT ST.</u></p> <ul style="list-style-type: none"> • Oral introduction of letters 'o', 'l', and 'f'. • Vocabulary and picture reading related to the letters introduced. • Blending of two-letter words. <p><u>STORY</u></p> <ul style="list-style-type: none"> • Conversation on different modes of transport • Practice of storytelling competition. <p><u>RHYMES</u></p> <ul style="list-style-type: none"> • Transport rhyme 		<p>and the vocabulary associated with the letter.</p> <ul style="list-style-type: none"> • Speaking skills will be nurtured through storytelling competition.
<p>DECEMBER</p>	<p><u>ABC-</u></p> <ul style="list-style-type: none"> • Rainbow writing • Sand Play • Writing of letters 'o', 'l', 'f', and letter 'b' <p><u>SENT ST.</u></p> <ul style="list-style-type: none"> • Oral introduction of letters 'b', 'u', and 'g'. • Vocabulary and picture reading related to the letters introduced. • Blending of two-letter and three-letter words. <p><u>STORY</u></p> <ul style="list-style-type: none"> • Practice of storytelling competition • Christmas story <p><u>RHYMES</u></p> <ul style="list-style-type: none"> • Transport rhyme • Christmas song 	<ul style="list-style-type: none"> • Feed the octopus with balls (letter 'o' and 'b') 	<ul style="list-style-type: none"> • Development of writing skills of different letters. • Phonetic awareness. • The children will develop speaking skills.

<p>JANUARY</p>	<p><u>ABC-</u></p> <ul style="list-style-type: none"> • Writing of letters 'g', and 'u' <p><u>SENT ST.</u></p> <ul style="list-style-type: none"> • Oral introduction of letters 'u', and letter 'j' • Vocabulary and picture reading related to the letters introduced. • Blending of two-letter and three-letter words. <p><u>STORY</u></p> <ul style="list-style-type: none"> • Show n tell on winter season. <p><u>RHYMES</u></p> <ul style="list-style-type: none"> • Winter season rhyme 	<ul style="list-style-type: none"> • Show and Tell Activity 	<ul style="list-style-type: none"> ❖ They will develop writing skills. ❖ They will learn about the letter, its phonetic sound, and the vocabulary associated with the letter. ❖ They will be able to blend letters.
<p>FEBRUARY</p>	<p><u>ABC-</u></p> <ul style="list-style-type: none"> • Writing of letters 'j', 'u', 'v', and letter 'w' • Letters sequencing <p><u>SENT ST.</u></p> <ul style="list-style-type: none"> • General introduction • Oral introduction of letters 'u', 'v' and letter 'w' • Vocabulary and picture reading related to the letters introduced • Blending of two-letter and three-letter words <p><u>STORY-</u></p> <ul style="list-style-type: none"> • Recapitulation <p><u>RHYMES</u></p> <ul style="list-style-type: none"> • Yellow colour rhyme 	<ul style="list-style-type: none"> • Wool pasting in the picture of a jacket (letters 'j' and 'w'). 	<ul style="list-style-type: none"> • Enhancement of writing abilities with focused writing practice. • Blend and read two and three letter words. • Learn the sequencing of the letters.
<p>MARCH</p>	<p><u>ABC-</u></p> <ul style="list-style-type: none"> • Writing of letters 'x' and letter 'y'. • Sequencing of letters <p><u>SENT ST.</u></p> <ul style="list-style-type: none"> • Oral introduction of letters 'x', letter 'y'. 		<ul style="list-style-type: none"> • Develop independent writing skills.. • Phonetic awareness development. • Develop comprehension skills.

- Vocabulary and picture reading related to the letters introduced.

STORY

- Recapitulation

RHYMES

- Recapitulation

MATH

Month	Topic	Activity	Learning outcome
April	Number Oral- 1 to 10 Written- Standing & Sleeping lines Shape- Circle Concept- Big/Small Up/Down	<ul style="list-style-type: none">• The children will draw standing and sleeping lines on the sand tray• The children will make 10 circles with clay• The children will tell the name of any 2/3 objects they see up in their room	The students will be able to: <ul style="list-style-type: none">• Recite counting from 1-10• Recognize and draw the circle shape.• Draw standing and sleeping lines• Understand the concept of up/down and big/small
May	Number Oral- 1 to 10 Written- Standing & Sleeping lines Shape- Circle Concept- Big/Small Up/Down	<ul style="list-style-type: none">• The children will walk on the standing and sleeping line• Count the pencils- The children will count 10 pencils	<ul style="list-style-type: none">• Recite counting from 1-10• Recognize and draw the circle shape.• Draw standing and sleeping lines• Understand the concept of up/down and big/small

July

Number

Oral- 1 to 20

Written -1,7,9

Shape-Rectangle

Concept-Fat/Thin

Tall/Short

- Place the balls- The students will put 1,7,9 balls in the basket
- The children will make a rectangle man using origami



- The children will make tall and short objects using blocks

- Recite counting from 1-20
- Write numbers 1, 7 & 9
- Recognize and draw the rectangle shape
- Understand the concept of Fat/Thin & Tall/Short

August

Number

Oral- 1 to 20

Written -4,2,3

Shape-Triangle

Concept-

More/Less



Heavy/Light

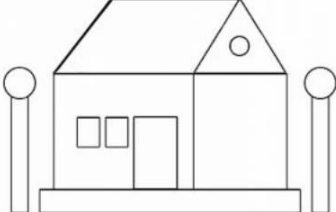
- Tearing and pasting on cutouts of 2,3 & 4
- The children will make a triangle with ice cream sticks



-
- The children will categorize objects into 'more' and 'less' boxes

- Recite counting from 1-20
- Write numbers 4,2,3
- Recognize and draw the triangle shape
- Understand the concept of more/less & heavy/light

<p>September</p>	<p>Number Oral- 1 to 20 Written -5,6,8 Shape-Square Concept- Same/Different Odd one out</p>	<ul style="list-style-type: none"> Fingerprint numbers- The students will do finger printing on the number outline  <ul style="list-style-type: none"> The children will make a flower using origami squares  <ul style="list-style-type: none"> Same/different activity- The children will select identical (same) colours and put them in the designated basket 	<ul style="list-style-type: none"> Recite counting from 1-20 Write numbers 5,6,8 Recognize and draw the square shape
<p>October</p>	<p>Number Oral- 1 to 20 Written -1 to 10 Shape-Oval Concept-Slow/Fast</p>	<ul style="list-style-type: none"> Jump on the number- The children will jump on the number said by the teacher Cat making using balloon impression Slow/fast activity- The students will do the actions fast or slowly 	<ul style="list-style-type: none"> Recite counting from 1-20 Write numbers 1-10 Recognize and draw the oval shape Understand the concept of slow/fast

November	Number Oral- 1 to 20 Written- 11,12,13,14 Shape-Diamond Concept- Thick/Thin Near/Far	<ul style="list-style-type: none"> Counting with beads activity Thumb printing in diamond shape Nature walk 	<ul style="list-style-type: none"> Recite counting from 1-20 Write numbers 11,12,13,14 Recognise and draw the diamond shape Understand the concept of Thick/Thin & Near/Far
December	Number Oral- 1 to 20 Written - 15,16,17,18 Shape-Star Concept-In Front /Behind Complete the pattern	<ul style="list-style-type: none"> The children will play Hop scotch The children will trace the star shape on a origami sheet Activity with blocks 	<ul style="list-style-type: none"> Recite counting from 1-20 Write numbers 15,16,17,18 Recognize and draw the star shape Understand the concept of In front/Behind Complete the patterns
January	Number Oral- 1 to 20 Written -19,20, 1 to 20 Shape-Recap Concept-Recap	<ul style="list-style-type: none"> Count and write- The students will count the sticks and match it with the number card The children will make a house using shapes 	<ul style="list-style-type: none"> Recite counting 1-20 Write numbers 1-20 Recapitulate all the shapes done in the class Recapitulate all the pre numbers concepts done in the class
February	Recapitulation and evaluation	<ul style="list-style-type: none"> Recapitulation and evaluation 	<ul style="list-style-type: none"> Recapitulation and evaluation



EVS


MONTH	THEME	TOPIC	ACTIVITY	LEARNING OUTCOME
APRIL	MYSELF	<ul style="list-style-type: none">• Recognition of boy and girl.• Introduction of parts of the body.	<ul style="list-style-type: none">• Look at the mirror and will recognize different parts of the body.• They will dressed up in red clothes and will do hand printing in the sheet.	The students should be able to: <ul style="list-style-type: none">• Confidently introduce themselves to others.• Identify the different parts and explain their functions.
MAY	MYSELF	<ul style="list-style-type: none">• Oral recognition of the things that keep our body clean.	<ul style="list-style-type: none">• Hand Wash Activity	<ul style="list-style-type: none">• The children will able to understand and learn the importance of cleanliness.
JULY	MY FAMILY	<ul style="list-style-type: none">• Recognition of family members.	<ul style="list-style-type: none">• Family tree will be made.	<ul style="list-style-type: none">• Understand the importance of family.• Identify the different types of family.
AUGUST	MY FAMILY	<ul style="list-style-type: none">• Importance of traffic rules and traffic signals	<ul style="list-style-type: none">• Traffic light will be made	<ul style="list-style-type: none">• Know the meaning of safety.• List out the safety rules followed in different places




SEPTEMBER	FOOD	<ul style="list-style-type: none"> • Oral Recognition of fruits and vegetables. 	<ul style="list-style-type: none"> • The children will enjoy fruit cream party in the class. • Vegetable seller will be called. 	<ul style="list-style-type: none"> • Identify the meals we have in a day. • Differentiate the food we get from plants and animals.
OCTOBER	ANIMALS	<ul style="list-style-type: none"> • Oral Recognition of wild, domestic and water animals. 	<ul style="list-style-type: none"> • Headgears of different animals will be made. 	<ul style="list-style-type: none"> • Develop awareness about natural environment. • Learn about different types of animals.
NOVEMBER	TRANSPORT	<ul style="list-style-type: none"> • Recognition of different transport. 	<ul style="list-style-type: none"> • The children will make a stick puppet of any means of transport 	<ul style="list-style-type: none"> • Identify different means of communication and its features. • Identify different means of transport and its features.
DECEMBER	COMMUNITY HELPERS	<ul style="list-style-type: none"> • Recognition of community helpers • Recognition about places around us. • Recognition of Diwali, Holi, Christmas and national festivals. 	<ul style="list-style-type: none"> • Visit to religious places like mosque, temple etc. • The children will make Christmas caps. 	<ul style="list-style-type: none"> • Know about the places around us. • Identify the people who help us in daily lives. • Explain the importance of people who

				help us in our daily lives.
JANUARY	SEASONS	<ul style="list-style-type: none"> • Oral Recognition of summer, winter and rainy season 	<ul style="list-style-type: none"> • Hot chocolate milk will be served in the class. 	<ul style="list-style-type: none"> • Know about different seasons. • Differentiate about the clothes we wear in different season.
FEBRUARY	RECAP	<ul style="list-style-type: none"> • Recap 	<ul style="list-style-type: none"> • Recap 	<ul style="list-style-type: none"> • Recap


HINDI

MONTH मास	THEME विषय	TOPIC विषय	ACTIVITY गतिविधि	LEARNING OUTCOME अधिगम प्रतिफल
APRIL	MYSELF	<ul style="list-style-type: none"> अ,आ, का परिचय व शब्दभंडार स्वर अ,आ से संबन्धित गीत व कहानी 	<p>सभी छात्र अनार के चित्र में डोट पेंटिंग करेंगे।</p> 	<ul style="list-style-type: none"> नवीन शब्दों का ज्ञान हाथों व आंखों का सही समन्वय
MAY	MYSELF	<ul style="list-style-type: none"> अ,आ, का परिचय व शब्दभंडार स्वर अ,आ से संबन्धित गीत व कहानी पुनः अभ्यास 	<p>सभी छात्र आम के चित्र में पीले रंग का कागज चिपकाएंगे।</p>  <p>स्वर अ,आ से बनने वाले चित्रों में रंग भरेंगे।</p>	<ul style="list-style-type: none"> शब्द भण्डार में वृद्धि व नवीन शब्दों का ज्ञान हाथों व आंखों का समन्वय उचित स्वाद को पहचान सके।

JULY	MY FAMILY	<ul style="list-style-type: none"> इ,ई का परिचय व शब्द भंडार स्वर इ,ई से संबन्धित गीत व कहानी पुनः अभ्यास 	<p>सभी छात्र अपने परिवार के सदस्यों के साथ जाकर इमरती लाकर कक्षा में खाएंगे।</p>  <p>सभी छात्र अपने हाथों के छापों से ई से ईख बनाएंगे।</p>	<ul style="list-style-type: none"> नवीन शब्दों का ज्ञान उचित स्वाद को पहचान सके।
------	-----------	--	---	--

AUGUST	MY FAMILY	<ul style="list-style-type: none"> ओ, औ का परिचय व शब्द भंडार स्वर ओ, औ से संबन्धित गीत व कहानी 	<ul style="list-style-type: none"> सभी छात्र ओ से ओखली को सजाएंगे।  <ul style="list-style-type: none"> सभी छात्र ओ से बनने वाले चित्रों में रंग भरेंगे। 	<ul style="list-style-type: none"> शब्द भण्डार में वृद्धि
SEPTEMBER	FOOD	<ul style="list-style-type: none"> अं, अः का परिचय व शब्द भंडार स्वर अं, अः से संबन्धित गीत व कहानी पुनः अभ्यास 	<ul style="list-style-type: none"> अंगूर के चित्र में पेपर बॉल चिपकाएंगे।  <ul style="list-style-type: none"> सभी छात्र अं से बनने वाले चित्रों में रंग भरेंगे। 	<ul style="list-style-type: none"> शब्द भण्डार में वृद्धि व नवीन शब्दों का ज्ञान फाइन मोटर स्किल्स

OCTOBER	ANIMALS	<ul style="list-style-type: none"> उ, ऊ का परिचय व शब्द भंडार स्वर उ, ऊ से संबन्धित गीत व कहानी 	<ul style="list-style-type: none"> सभी छात्र हेडपिटिंग की मदद से उल्लू व ऊँट बनाएंगे। 	<ul style="list-style-type: none"> हाथों व आंखों का समन्वय
NOVEMBER	TRANSPORT	<ul style="list-style-type: none"> अ, आ, इ, ई, उ, ऊ, ओ, औ, अं, अः का पुनः अभ्यास 	<ul style="list-style-type: none"> सभी छात्र स्वरो से संबन्धित ट्रेन बनाएंगे। 	<ul style="list-style-type: none"> शब्द भण्डार में वृद्धि व नवीन शब्दों का ज्ञान

DECEMBER	COMMUNITY HELPERS	<ul style="list-style-type: none"> ए, ऐ का परिचय व शब्द भंडार स्वर ए, ऐ से संबधित गीत व कहानी 	<ul style="list-style-type: none"> सभी छात्र ए, ऐ से बनने वाले चित्रों में रंग भरेंगे। 	<ul style="list-style-type: none"> शब्द भण्डार में वृद्धि व नवीन शब्दों का ज्ञान
JANUARY	SEASONS	<ul style="list-style-type: none"> ऋ का परिचय पुनः अभ्यास स्वर ऋ से संबधित गीत व कहानी 	<ul style="list-style-type: none"> ऋ से ऋतुओं के चित्र में तरह तरह की ऋतुओं को दर्शाएंगे। 	<ul style="list-style-type: none"> मौसम की जानकारी
FEBRUARY	RECAP	RECAP	RECAP	RECAP

P.T

MONTH	TOPIC	SKILL	ACTIVITY	LEARNING OUTCOME
April	My space	Movement skills Walk	<ul style="list-style-type: none"> • Personal space • General space 	<ul style="list-style-type: none"> • To introduce the concept of personal space and general space
April	Traffic light	Movement skills Walk	<ul style="list-style-type: none"> • Moving with traffic light 	<ul style="list-style-type: none"> • To learn about direction and rules
April	Alphabet and number game	Movement skills Walk	<ul style="list-style-type: none"> • Moving in alphabet pathways • Hula hoop twister 	<ul style="list-style-type: none"> • To moving around the different pathways
April	Walking peacock	Walking Running	<u>Walking with variation</u> <ul style="list-style-type: none"> • Slow walk • fast walk • On toes walk • bend knee walk • in a small circle walk • In a large circle walk 	<ul style="list-style-type: none"> • To develop correct walking skills
May	Running cheetah	Speed Attention Decision making	<u>Running with variation</u> <ul style="list-style-type: none"> • Slow run • fast run • On toes run • bend knee run • in a small circle run • In a large circle run 	<ul style="list-style-type: none"> • To develop correct running skills

May	Assessment week	Walking Running		<ul style="list-style-type: none"> To assess walking , running and attention
July	Monster in my room	Balancing	<u>Mirror monster</u> <ul style="list-style-type: none"> The trainer makes various imitation of a monster .all student copy these imitation Ever student gets one partner one of them imitates a monster and the partner follows 	<ul style="list-style-type: none"> To teach children how the transfer of weight helps to perform different body movement
July	Happy me and happy you	Coordinatio n skills sharing emotion	<u>Happy me and happy you</u> <ul style="list-style-type: none"> Happy face : give hi- five Sad face : place both your hand on your cheek Calm face : fold your hands and close your eyes Excited face : jump high and clap 	<ul style="list-style-type: none"> To make children aware of theirs as well as others emotion
July	Jungle relay	Balancing skills	<u>Jungle relay</u> <ul style="list-style-type: none"> Encounter many obstacle in the jungle 	<ul style="list-style-type: none"> To teach children balancing and body movement
July	Assessment week	Body control Speed Balancing Direction		<ul style="list-style-type: none"> To assess body control, speed , balancing, direction

August	Jump over river	Jumping technique	<ul style="list-style-type: none"> Agility ladder challenge 	<ul style="list-style-type: none"> To teach the correct jumping pattern and technique while jumping forward
August	Jump over river	Jumping technique	<ul style="list-style-type: none"> Agility ladder challenge 	<ul style="list-style-type: none"> To teach the correct jumping pattern and technique while jumping forward
August	Max had a perfect catch	Jumping	<ul style="list-style-type: none"> Jumping high Jumping on the spot Hopping on the spot 	<ul style="list-style-type: none"> To introduce the concept jumping high
August	Assessment week	Jumping and landing		<ul style="list-style-type: none"> To assess jumping and landing technique
September	Indian game	Hopping	<ul style="list-style-type: none"> Playing hopscotch 	<ul style="list-style-type: none"> To develop correct hopping technique
September	Indian game	Hopping	<u>Kangaroos and the hunter</u> <ul style="list-style-type: none"> After the students have learnt hopping technique, they play the tag game 	<ul style="list-style-type: none"> To develop correct hopping technique
September	Tinkling hopping	Hopping	<ul style="list-style-type: none"> Tinkling hopping activity is modified tinkling dance that develops agility, rhythm, 	<ul style="list-style-type: none"> To introduce the different pattern involve in hopping

			and coordination using markers or band instead of bamboo poles	
September	Assessment	Hopping		<ul style="list-style-type: none"> To assess hopping technique
October	Toss and catch	Toss and catch	<ul style="list-style-type: none"> Circle catch ball 	<ul style="list-style-type: none"> To learn toss and catch
November	Throwing for a distance	Underhand and overhead Throw game	<ul style="list-style-type: none"> Throw game 	<ul style="list-style-type: none"> To develop throwing skills
November	Toss and catch 2	Toss and catch	<ul style="list-style-type: none"> Toss and catch with the partner 	<ul style="list-style-type: none"> To teach children toss and catch
November	Rolling and tossing	Rolling & tossing	<ul style="list-style-type: none"> Rolling challenge 	<ul style="list-style-type: none"> To teach rolling and tossing
November	Assessment	Toss Catch Throw		<ul style="list-style-type: none"> To assess toss , catch and throw
December	Horse and the bell	Galloping	<u>Horse gallop</u> <ul style="list-style-type: none"> Transfer the heavy loads with galloping skills 	<ul style="list-style-type: none"> To introduce the correct technique of galloping
December	Catch the tail	Sliding	<u>Catch the tail</u> <ul style="list-style-type: none"> It is a team based game 	<ul style="list-style-type: none"> To introduce the correct

			where players try to grab the opponent scarf while protecting their own.	technique of sliding
December	Catch the tail	Sliding	<u>Catch the tail</u> <ul style="list-style-type: none"> It is a team based game where players try to grab the opponent scarf while protecting their own. 	<ul style="list-style-type: none"> To introduce the correct technique of sliding
December	Assessment	Galloping sliding		<ul style="list-style-type: none"> To assess galloping sliding
January	Skip the hoop	skipping	<ul style="list-style-type: none"> Skipping race 	<ul style="list-style-type: none"> To teach the correct skipping technique
January	Parachute	Parachute shake Up high and down	<ul style="list-style-type: none"> Parachute drill is a fun team based activity using a large fabric parachute to develop coordination, motor skills. 	<ul style="list-style-type: none"> To develop coordination and the manipulative skills using a parachute
February	Loco circuit	To teach different locomotor skills	<u>Field Day</u> <ul style="list-style-type: none"> (To perform all the loco motor skill) 	<ul style="list-style-type: none"> To teach different loco motor skills
February and March	Health assessment Skill assessment	BMI Balancing test Jumping Flexibility test Space Catch & Throw		<ul style="list-style-type: none"> To assess BMI ,balancing test , jumping , flexibility test , space, catch & throw