

WINTER HOLIDAY HOMEWORK

GRADE-V



WINTER HOLIDAY HOMEWORK (2024-2025)

CLASS V

The winter holidays are a wonderful time to enjoy, explore, and learn in creative ways! This year, your holiday homework is designed to keep you engaged with fun activities that combine learning with excitement.

Stay curious, stay warm, and have a joyful winter break!

Stay Fit, Stay Healthy – Exercise regularly and play your favourite game/ sport regularly. Develop in yourself the spirit of sportsmanship & sense of healthy competition. Allow you younger friends to win.



Family Connect – Go for a long walks/drives with your family and friends learn from their experiences. They are a living story book.

Save Nature – Contribute to save our precious environment. Minimize the wastage of resources like water, fuel and electricity.



Happy thoughts – Stay positive and pray daily for yourself and for others.

Submit your holiday H.W. only after getting a note in the almanac.

School will re-open on 10th January, 2025.

Must do:

- Wear appropriate outdoor clothing and keep yourself warmly clad.
- Stay well nourished by eating healthy food and drink enough water to keep your body hydrated.
- No matter how busy you are, find time for reading.
- Help your parents to run errands.
- Learn new things.
- Stay well rested by taking enough sleep.

Enjoy the Winter Vacations! Stay safe...

(PRINCIPAL)

ENGLISH

"The memories we make with our family is everything, and vacations are the best way to create them?"

Q1. Project: "A Family Story"

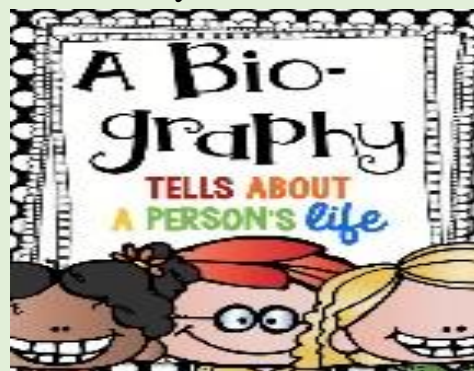
Instructions:

1. Optate a family member or relative (e.g., grandparent, parent, aunt, uncle, etc.).
2. Conduct an interview with them about their childhood, interests, or life experiences.
3. Include interesting facts, anecdotes, and memories shared by your family member.
4. Write a short **BIOGRAPHY** (around 150-200 words) based on the interview on an A4 Size sheet and paste it in your **English notebook**. You can also include a photo of the family member or relative you interviewed.

Questions to Ask During the Interview:

- What was your childhood like?
- What were your favourite hobbies or interests growing up?
- What was the most challenging experience you faced, and how did you overcome it?
- What are some of your fondest memories?
- What advice would you give to your younger self?

Have fun exploring your family's stories and history!



Q2 Do the given worksheet.

Criteria for Evaluation

Creativity	Content	Presentation
2	2	1

HINDI

“सर्दी का मौसम प्रकृति का वह कवच है, जो हर जीवन को नए आरंभ के लिए तैयार करता है।”

प्रश्न -1 “सर्दियों में मनाए जाने वाले प्रमुख त्योहार” विषय पर जानकारी हिंदी उत्तर-पुस्तिका में लिखें।

• सर्दियों में मनाए जाने वाले प्रमुख त्योहार जैसे - मकर संक्रांति, लोहड़ी, और पोंगल आदि के बारे में जानकारी (इन त्योहारों के महत्व और मनाने के तरीके आदि) प्रस्तुत करें।

• त्योहारों से जुड़े चित्र और सुंदर प्रस्तुतीकरण का ध्यान रखें।



अथवा

प्रश्न -2 “सर्दियों का जादू” विषय पर जानकारी लिखें।

कोलाज़ बनाने हेतु निम्नलिखित मुख्य बातों का ध्यान रखें :-

• A3 या A4 शीट पर कोलाज़ बनाएँ।

* पुराने मैगजीन, अखबार या प्रिंटेड तस्वीरों से सर्दियों से जुड़े दृश्य, जैसे- बर्फबारी, त्योहार, परिधान, खान-पान आदि का कोलाज़ बनाएँ।

• कोलाज़ के बीच में एक छोटा अनुच्छेद लिखें: “सर्दियों की मेरी पसंदीदा बातें।”



प्रश्न-2 हिंदी उत्तर-पुस्तिका में 5 पृष्ठ सुलेख लिखिए।

नोट -

* सुलेख नैतिक शिक्षा प्रदान करने वाली कहानियों से संबंधित हो सकती है।

* सुलेख में अक्षरों की बनावट एवं वर्तनी शुद्धता का विशेष ध्यान रखा जाए -

मूल्यांकन हेतु मापदंड-

विषय-वस्तु	प्रस्तुतीकरण	सुलेख एवं वर्तनी शुद्धता
2 अंक	2 अंक	1 अंक

MATHS

Ques 1 Area and Perimeter is used all the time in everyday life even when we don't realise it.

Take any five thing (newspaper, magazines, shopping bag, laptop bag, doormat) etc of your choice and measure the area of these

objects using cut outs of square tiles (paper/foam sheet etc) measuring

(2cm x 2cm) and record your findings – length, breadth and area of each object on an

A-4 size sheet in a tabular form.

Refer the link given below for the measurement

<https://youtu.be/zjqJBHCHQQY>



Q2 Do the given worksheet.


Criteria for Evaluation

Creativity	Presentation	Neatness
2	2	1


SCIENCE

Q1 "As part of your science holiday homework, create a working model of any one of the following simple machines:

1. Lever
2. Inclined Plane
3. Pulley
4. Wheel and Axle



Your model should demonstrate the principle of the chosen machine and its practical use. Write a short description explaining how it works, its purpose, and examples of its application in daily life. Be creative and use easily available materials!"

You can refer the link given below 

https://youtu.be/ZUH_eSuXkLQ?si=eu8lnyCSpBZ19kPE

Criteria for Evaluation

Creativity	Clarity of concept	Presentation	Neatness
2	1	1	1

SOCIAL SCIENCE

"Understanding Elections in India"

Q1. Research and Write:

Research about the electoral process in India and, make a flyer explaining how elections work, including the roles of voters, political parties, and the voting process in your notebook.

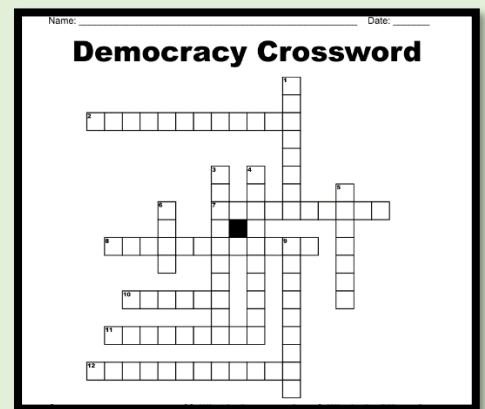
Q2. Draw a Voting Booth:

Draw and label a voting booth. Explain the steps involved in casting a vote during an election on A3 size sheet.

OR

Word Search Puzzle:

Create a word search puzzle on A4 size sheet using terms related to elections and government in India. Include words like "democracy," "voting," "parliament," and the names of a few political parties.



Criteria for Evaluation

Creativity	Accuracy	Neatness
2	2	1