

WINTER HOLIDAY HOMEWORK

GRADE-II



Winter Holiday Homework (2024-25) For Class- II

Winter spreads in the white sheet It is the time to greet,
Winter with some woollen clothes Winter brings in Christmas hopes
Winter is the time to rejoice. Winter is the time to spread the joy,
This winter break try and make a difference.

• **Appreciate Nature** – Go for long walks in a park or garden with your family and friends when its sunshine. Avoid early morning hours for outdoor activities.



• **Good manners is the key**- Respect your parents, grandparents and all elders. Follow all the instructions given during Month of Manners activities.

• **Stay Fit, Stay Healthy** – Exercise regularly and play your favourite game/ sport regularly. Develop in yourself the spirit of sportsmanship & sense of health competition. Allow you younger friends to win.



• **Family Connect** – Go for a long walks/drives with your family and friends learn from their experiences. They are a living story book.



• **Save Nature** – Contribute to save our precious environment. Minimize the resources like water, fuel and electricity.

• **Happy thoughts** – Stay positive and pray daily for yourself and for other



Few Important points to follow :-

Submit your holiday H.W. only after getting a note in the almanac.

School will re-open on 10th January, 2025.

Must do :-

- ❖ Wear appropriate outdoor clothing and keep yourself warmly clad.
- ❖ Stay well nourished by eating healthy food and drink enough water to keep your body hydrated.
- ❖ No matter how busy you are, find time for reading.
- ❖ Help your parents to run errands. Stay well rested by taking enough sleep.

Enjoy The Winter Vacation ! Stay Safe....

(PRINCIPAL)

ENGLISH



Q.1. Read the story

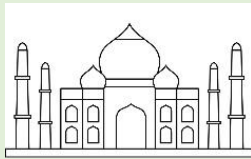
‘ The Musical Donkey’ (Karadi Path).

Underline the past tense verbs and write them in Scrapbook.

or

Q.2. Make a pictictionary. Paste any five pictures of your choice and make one sentence of past tense and present tense each describing the picture.

Example-



Present Tense	Past Tense
The Taj Mahal is in Agra.	The Taj Mahal was built by Shah Jahan.

Criteria for Evaluation

Creativity	Content	Presentation
2	2	1

***Note**

Do writing pages in the ‘Time for Writing’ cursive book- 43-47

HINDI

प्र.1. पाठ-15 'मेहनत का फल' को ध्यानपूर्वक पढ़ते हुए उसमें आए संज्ञा शब्दों को लाल रंग से सर्वनाम शब्दों को नीले रंग से और क्रिया शब्दों को पीले रंग से पुस्तक में रेखांकित करते हुए **A-4 size sheet** पर उन शब्दों की एक तालिका बनाइए और लिखते समय भी आप उन्हीं रंगों का प्रयोग करेंगे।

उदाहरणस्वरूप —

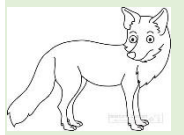


संज्ञा	सर्वनाम	क्रिया
खरगोश	वह (नीले रंग से)	सोचा, खाता हूँ (पीले रंग से)

अथवा

प्र.2.-निम्नलिखित कहानी पढ़कर उसमें आए पात्रों के नाम, उससे मिलने वाली शिक्षा तथा उसका उद्देश्य तथा कहानी में आपको कौन सा पात्र समझदार लगा और क्यों सुंदर शब्दों में लिखिए।

एक बाज एक पेड़ की डाली पर रहता था। उसी पेड़ की खोह में एक लोमड़ी रहती थी।



एक दिन, जब लोमड़ी अपनी खोह से निकली तो बाज उसमें घुस गया और अपने बच्चों को खिलाने के लिए लोमड़ी के बच्चों को उठाकर ले गया। जब लोमड़ी लौटी, तो उसने बाज से अनुरोध किया कि उसके बच्चे लौटा दे। बाज जानता था कि लोमड़ी उसके घोंसले तक नहीं पहुँच पाएगी। उसने लोमड़ी के अनुरोध पर कोई ध्यान नहीं दिया। लोमड़ी पास के एक मंदिर गई और वहाँ से जलती हुई लकड़ी लेकर आई। उसने पेड़ के नीचे आग लगा दी। आग की गर्मी और धुएँ से बाज डर गया। अपने बच्चों की जान बचाने के लिए वह जल्दी से लोमड़ी के पास आया और उसके बच्चे लौटा दिए।

निर्दयी व्यक्ति जिनका दमन करता है, उनसे उसे हमेशा खतरा रहता है।

पात्रों के नाम	शिक्षा	उद्देश्य	समझदार पात्र (क्यों)

मूल्यांकन

चित्रात्मकता	सुंदर लेख	वर्तनी शुद्धि
1	2	2

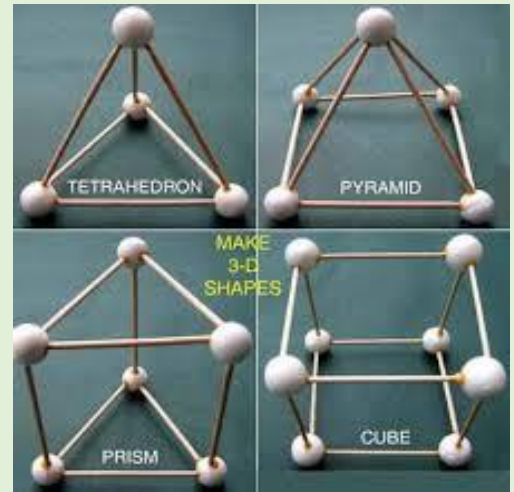
* पेज नंबर — 41,43,44,45,46,48 सुलेख पुस्तिका लेखन पाती में कीजिए।

MATH

1. Make two 3-Dimensional shapes using different things like card board. Matchsticks etc. and write any 3 differences between the features of those shapes.

OR


2. Go on a shape hunt. Make 3 shape (circle, Rectangle and triangle) magnifying glasses as shown in the picture. Look through those glasses and find out things of same shapes around you or at the places where you visit during these holidays. Make 1 thing with flat shapes using waste material according to your roll numbers.



1-10 (Rectangle)


11-20(Square/circle)

21-32(Triangle)



3. Pongal is a celebration to thank the Sun and mother nature. (Optional)

Let's celebrate Pongal by making rangoli. Use different patterns (rotating, repeating and tiling) to make rangoli in the scrap book and also write the patterns you have used.



Criteria for Evaluation

Creativity	Content	Presentation
2	1	2

EVS



1. Carpool Activity: Interview **FIVE** people in your neighbourhood and find out the ways in which they travel from one place to another most of the time. Record your responses. Do the activity in the scrapbook.

<i>S.No.</i>	<i>Name</i>	<i>Vehicle Used</i>	<i>Fuel</i>
1.	Mr. Kumar	Metro	Electricity
2.			
3.			
4.			
5.			



Your Outcomes:

- Which vehicle is being used the maximum?
- Which vehicle is being used the least?
- Which fuel according to you is more eco-friendly?

OR

2. We cannot do all the work on our own. People around us help us in many ways. **We must respect all types of work.**


Note the names of any **FOUR** people who help you, draw the tools they use and write about their work in the scrapbook.

Example:

a) Cleaners- They keep the surroundings clean.

Tools- Broom, Mop

Picture



Creativity	Content	Presentation	Accuracy
1	2	1	1