



WINTER HOLIDAY HOMEWORK

GRADE-KG

NAME _____





“Keep your child’s brain active over the break without knowing they are doing homework”

Dear Parents,
Season’s Greetings!

Vacation is the most beautiful moment of every student’s life. They need it for relaxation and hone their skills. They feel rejuvenated which enhance their concentration towards studies. During vacations, students try to learn new things and enjoy it with their holiday homework. We have announced our Winter break from **December 31, 2024 to January 9, 2025**; this comes along with the “holiday Homework”! School will Reopen on **10 January 2025**.

- * Sharing is caring . Ask your child to share his/her old toys and clothes to share with children in need.
- * Encourage your ward to use magical words(Excuse me, Thank you, Sorry , Please, May I, You’re welcome)with your family daily.
- * Hindi Notebook- Kindly help the child to complete the page no 92,93,95,96 & 97 in हिंदी अक्षर लेखन
- * English Notebook - Give them practice of reading of CVC words from step by step phonics book & help them to complete the page no-77, 80, 81, 83 & 84 from cursive small notebook

We are looking forward to students joining back to classes after rejuvenating holidays, with smiling faces and joy in their hearts. All of us wish you the best of holidays and a Happy New Year.

Regards
Principial



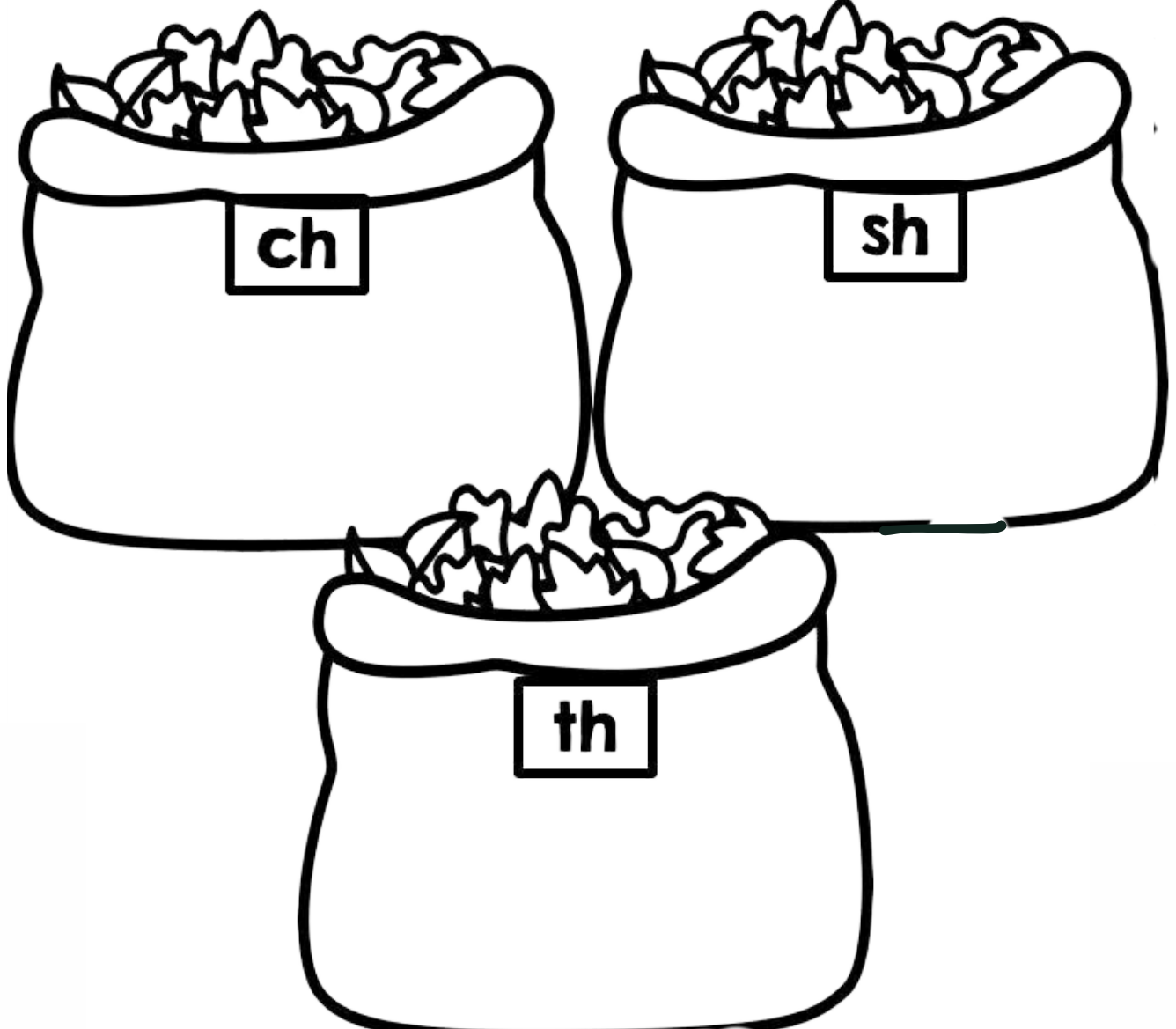
Scholars
Global School

Worksheet-1

FALL DIGRAPHS

Read & write the words in the correct bag of digraphs






ship three chain shoes thorn chop shark
thumb chick shine thirst cheese



Worksheet-2


CVC WORDS

Write rhyming words on the train carriages.
Colour the Engine blue and boxes red,



Beginning blends


Look at the images and colour the option that matches the beginning of the word.
Then, color the images.



BL

CL

GR



GR

CL

BR



BR

BL


CL



BL

CL


BR



CL

BR

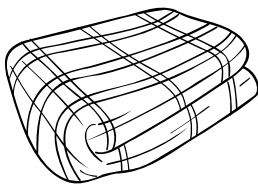
BL



GR

BL

CL



CL

GR

BL



BL

CL

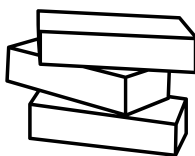
BR



CL

BL

GR



GR

BL

BR



BL

BR

GR



BL

CL

GR



Worksheet-4

व्यंजन के बाद और पहले का
व्यंजन लिखिए

← ख →

← च →

← य →

← ग →

← ट →


← ल →

Worksheet-5

चित्र देखकर अक्षर से मिलाओ




नल



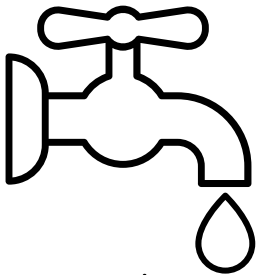
खत




रथ




जल




कप



फल



धन



जग



घर




मग


Worksheet-6

FISH SUBTRACTION


Cross off the fish to help solve the equations:




$$5 - 2 =$$




$$4 - 2 =$$




$$2 - 2 =$$




$$7 - 6 =$$




$$6 - 2 =$$




$$5 - 3 =$$



$$4 - 4 =$$




$$6 - 3 =$$



$$8 - 5 =$$

Worksheet-7

GREATER THAN & LESS THAN



Place the greater than ($>$), less than ($<$), or equal ($=$) symbol in the squares provided.

$$5 \square 7$$

$$9 \square 3$$

$$3 \square 4$$

$$4 \square 8$$

$$8 \square 2$$

$$5 \square 3$$


$$1 \square 1$$

$$12 \square 15$$


$$6 \square 9$$

$$10 \square 11$$

$$16 \square 13$$








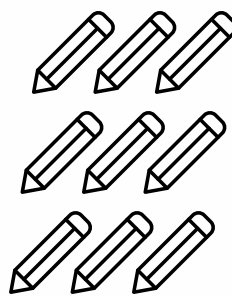
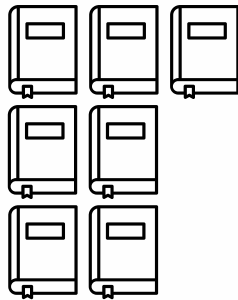
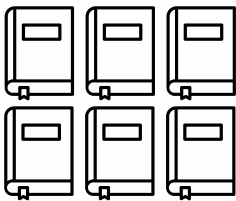




Worksheet-8



Greater than or Less than




Write the correct symbol (>, <) between the pairs of pictures




Worksheet-9



COUNT & ADD




+





=




+





=




+





=




+




=



+



=





Worksheet-10

Numbers

Look at the numbers and circle the correct spelling of words

1

ONE

UNE

6

SIXT

SIX

2

TOO

TWO

7

SEVEN

SEBEN

3

TREE

THREE

8

EIGHTH

EIGHT

4

FOUR

FOR

9

NINET

NINE

5

FIVE

FIFE

10

TEN

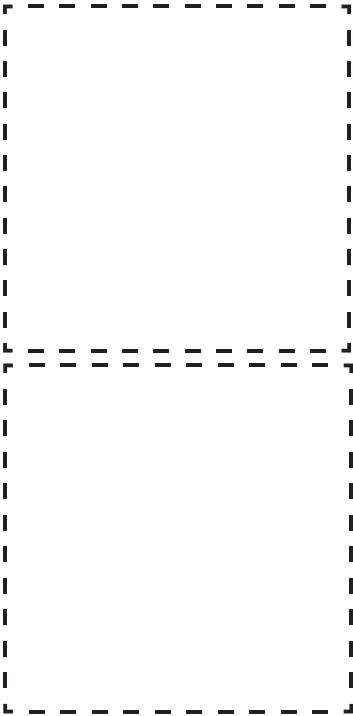
DEN







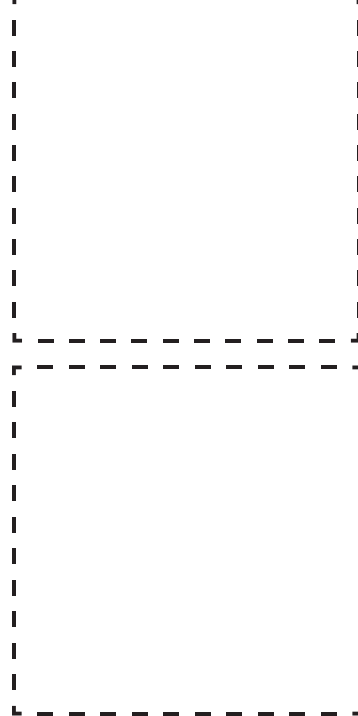
Worksheet-11

LOOK AT THE PICTURES BELOW. CUT AND PASTE THEM INTO THE CORRECT BOX.

pet animals



wild animals





MY FAMILY TREE

Paste the picture your family members

