



**WINTER  
HOLIDAY  
HOMEWORK  
GRADE-PRE-NURSERY  
NAME \_\_\_\_\_**





Try to converse in ENGLISH using small sentence like :-

- \* Good morning .... Good Night ...
- \* Namaste by folding hands.
- \* May I come in?
- \* May I drink water?
- \* May I go to washroom?
- \* I don't want more serving.
- \* Can I do some coloring?
- \* Please help me in doing my work.
- \* I have done my work.
- \* I am hale and hearty.

Vacation is the most beautiful moment of every student's life. They need it for relaxation and hone their skills. They feel rejuvenated which enhance their concentration towards studies. During vacations, students try to learn new things and enjoy it with their holiday homework. We have announced our Winter break from **December 31, 2024 to January 9, 2025**; this comes along with the "holiday Homework"! School will Reopen on **10th January 2025**.



**Book Work-** Kindly do the revision pages in Pralphabet Capital Letters Book (Page No-92-99)

Regards

**Principal**


# Worksheet-1

## Match the letters!




# Worksheet-2

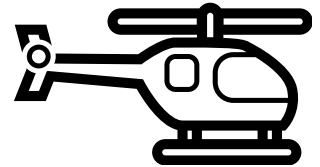
Circle the letter of the first sound of each picture.



**D** **M** **C**



**E** **B** **F**




**G** **L** **H**




**C** **S** **A**



**K** **B** **N**




**K** **F** **L**



**L** **A** **E**


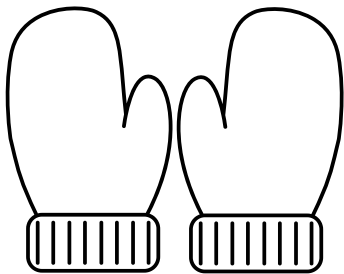





**C** **H** **B**



**J** **I** **E**

## COUNT & MATCH THE NUMBERS



1

2

3

4




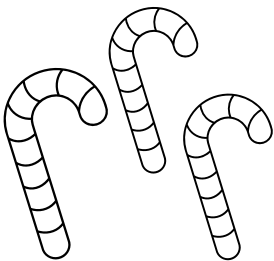


5

## Color the Number

Find the number three and color them red.



## TRACE THE NUMBERS




## Color by Number

Use the color key below.


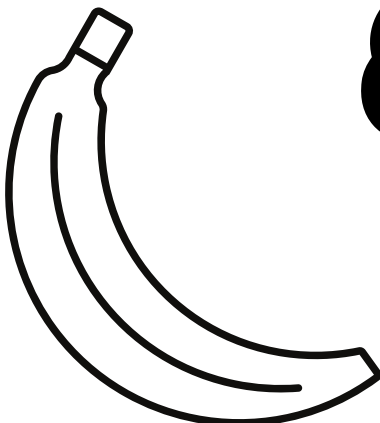





Red   Pink   Blue   Green   yellow



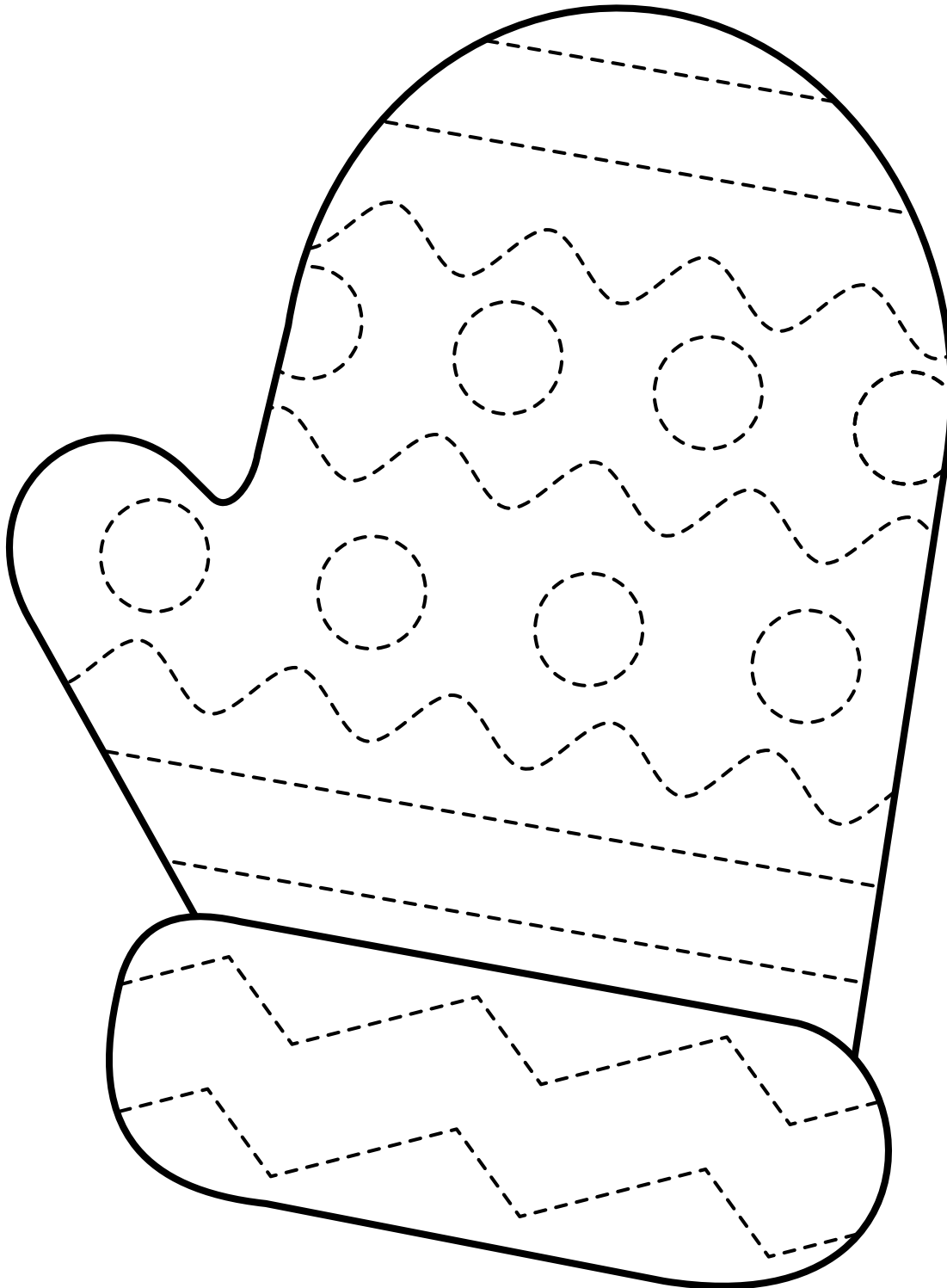
## Healthy & Unhealthy

Color the healthy foods with green and the unhealthy foods with red.

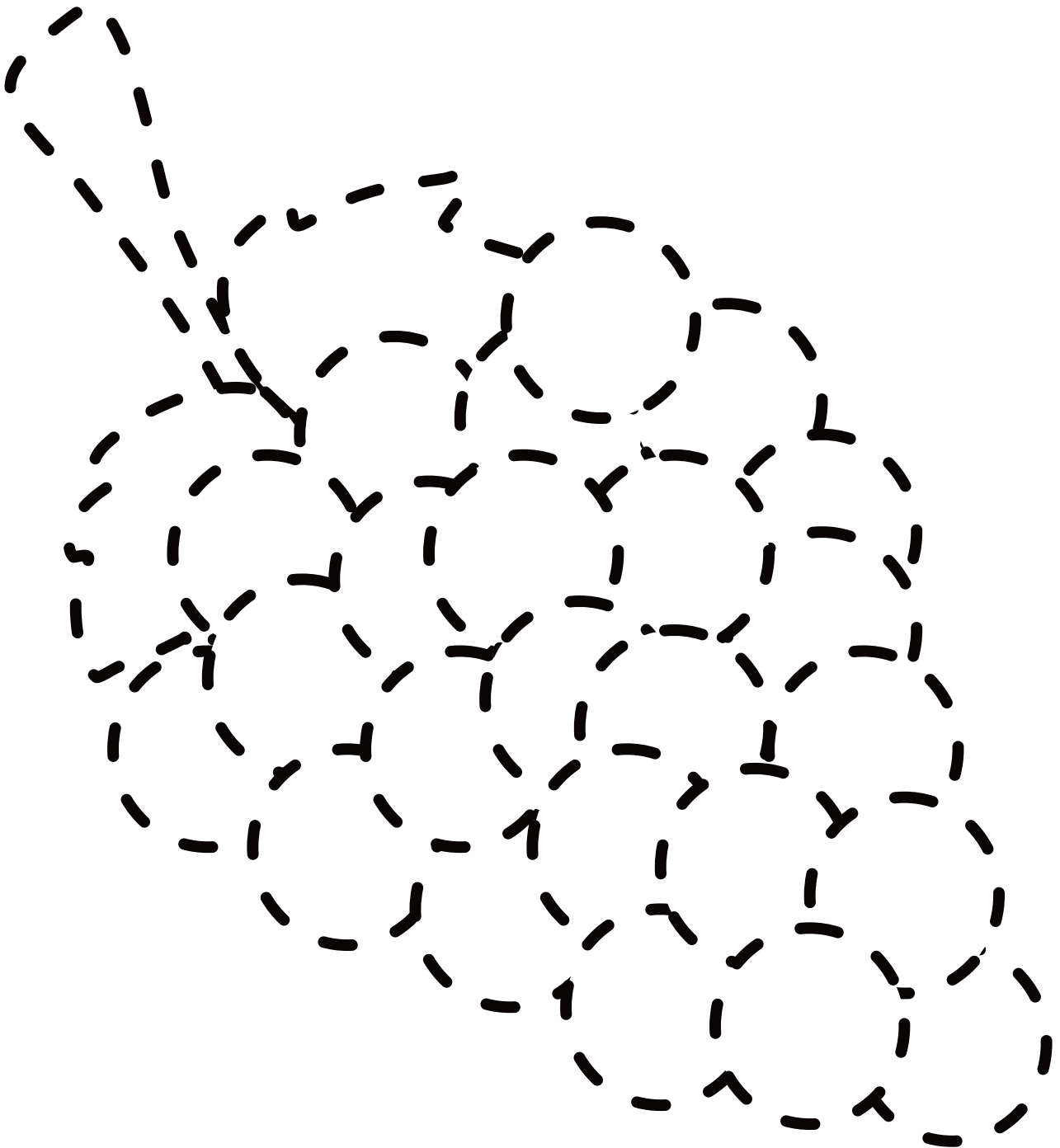


# Worksheet-8

Trace the patterns and  
color the mitten.



Trace the lines and  
thumb print the picture.



## VEGETABLE PRINTING

eg. Lady finger, Onion, potato

