

HOW ARE GRADE 1 CHILDREN LIKE?

It is important to know your child well. This helps you understand and relate to him/her better. It also enables you to support his/her learning in the best way he/she can learn. Grade 1 children are naturally curious and eager to learn. At this stage, some of the traits they show are:



Understanding an Abstract World - First graders move slowly from a world of play into a world of symbols and concepts (with a lot of backtracking along the way). This doesn't mean that play is not important anymore; however, it does mean that learning in first grade becomes more organised and routine based, with a lot of room for children's explorations.

The First Steps - To get a handle on the way your first grader's brain is developing, think back to his/her first baby steps. Your child was probably a master crawler before taking those initial wobbly steps. The first graders take those same baby steps away from the familiar information that they are comfortable with into a bigger, abstract world that is more difficult to understand. During those early toddling days, your child probably reverted to crawling in order to get somewhere quickly. Similarly, your child will still be more comfortable gaining knowledge through exploration and play. A first grader's brain is just beginning to grasp a few concepts simultaneously, and then to make connections between those concepts.

Learning From Mistakes - First graders learn by doing and by making mistakes. These mistakes can be frustrating, so they need positive reminders in many ways that they are powerful learners.

Until now, most of their learning and growth has been part of a natural progression that took place in the comfortable worlds of play and home. They may have worked hard to learn how to slide down the fire pole in the playground, but no one gave them a grade on how well they did, or how long it took them to accomplish the task.

In the first grade, children begin to acquire skills in areas they may not be completely comfortable in and they may be graded on them. The first graders are asked to work with more difficult material and may feel like they are struggling for the first time in their lives. These new situations can sometimes lead normally confident children to feel unsure about their abilities. Previously, they have been ‘masters’ at whatever they did. But now they may feel pressurised to learn, read and grasp more complicated maths and language concepts. Therefore, the first graders need to be surrounded with excitement and encouragement, and given examples of how we learn from mistakes.

<p>Through interactions, organised activities and purposeful discussions in curriculum, children explore and experiment with their environment to add to their knowledge, learn new skills and practise the familiar ones.</p> <p>At this stage, children’s intellectual abilities expand greatly.</p>	AND THEY GROW FAST!	<p>They learn to imagine.</p> <hr/> <p>They learn how to question, think and connect with ideas.</p> <hr/> <p>Their language abilities grow.</p> <hr/> <p>They learn how to express their feelings.</p> <hr/> <p>They learn how to be with other people.</p> <hr/> <p>They learn how to use their bodies.</p>
--	----------------------------	---

Parents are their children’s first and most important teachers and play a central role in the lives of their children. When children begin formal schooling in Grade 1, parents and teachers form a partnership to support their learning at home and school. In Grade 1, the values and beliefs of the home are acknowledged, and the cultural diversity of families is recognised.



WHAT DOES YOUR CHILD LEARN IN GRADE 1?

Each grade has a syllabus. This is what students learn in each subject area. Teachers use the curriculum to help your child learn.



ENGLISH ►

The curriculum gives multiple opportunities to nurture the four vital skills of language — listening, speaking, reading and writing. Students also learn to use efficiently the various skills that help them comprehend texts of different genres. These skills include recalling, locating details, extending texts, making connections and relating to prior knowledge. They are exposed to a variety of activities and games that help them grasp English language with ease. They get many occasions for sharing feelings and presenting ideas, which aids in improving speaking and listening skills while boosting their confidence level. They also learn to use grammatical functions, which build their verbal expression and give a visual (written) form to their ideas.

हिंदी ▶

विभिन्न विषयवस्तु के माध्यम से बच्चों को अपने भाषायी कौशल को विकसित करने के भरपूर अवसर दिए गए हैं। बच्चे कविताएँ व कहानियाँ सुनकर/पढ़कर विभिन्न अक्षरों व मात्राओं की पहचान करते हैं। वे अक्षरों की बनावट व ध्वनि को समझते हैं, जिसके माध्यम से वे शब्दों को जोड़कर व तोड़कर पढ़ना सीखते हैं। वे अपने भावों व विचारों को चित्रों, शब्दों व वाक्यों में व्यक्त करते हैं। साथ-ही-साथ अपने विचार, भावनाएँ, अनुभव आदि कक्षा में सहजता के साथ बता पाते हैं।



शब्दावली के विकास हेतु वे विभिन्न अवधारणाएँ, जैसे— समान तुक वाले शब्द, संज्ञा, विलोम शब्द, काम वाले शब्द, अव्यय शब्द (कौन-कहाँ), लिंग शब्द आदि सीखते हैं। इनका प्रयोग वे लेखन व अपनी बातचीत में करते हैं। पाठ की बेहतर समझ बनाने के लिए वे पाठ्यवस्तु में से उचित जानकारी छाँटते हैं व अनुमान लगाते हैं।

MATHEMATICS ▶

The curriculum provides various opportunities for learning concepts and skills using concrete materials, pictures and symbols (numbers). Students are encouraged to talk about their experiences and understanding to build mathematical language. A strong emphasis is given to skills like connection building, reasoning, problem solving and representing concepts using various modes. Exposure to estimation runs through all concepts and a foundation for mental arithmetic is laid. They learn numbers up to 500, addition and subtraction of two-digit numbers with regrouping (carry over and borrowing), number combinations till 10, odd and even numbers, patterns in shapes and numbers, exploration of 3D and 2D shapes and their surfaces (rolling and sliding), multiplication tables till 5, measurement of length, weight and capacity in non-standard units, reading time in full hours, transaction of small amounts and reading simple data.



PROJECT BASED LEARNING (PBL) ▶

Project Based Learning (PBL) integrates various concepts that are related to students' immediate surroundings. It uses themes that integrate concepts and skills from various subjects like EVS, Mathematics, English, Hindi, Visual Arts and TechField. While learning, students engage in different experiences, reflect on them and build concepts and skills based on this process. Themes provide opportunities to apply these concepts in different contexts. This makes the learning more meaningful and powerful. Themes included in this grade are Myself, Clothes, Celebrations and Plants.



TECHFIELD ▶



Students learn about computer as a machine, its different parts and the places where it is used through various activities. They understand the functions of mouse and keyboard, and explore their usage as input devices to give instructions to the computer. They learn Tux Paint and explore a variety of drawing tools to exhibit their creative skills through computers. They are introduced to Notepad as a word processing software in which they can type text, create documents and save them as well.

HOW DO TEACHERS ASSESS STUDENTS' WORK?



TEACHERS ASSESS STUDENTS' WORK IN MANY WAYS



OBSERVATION OF STUDENTS' ENGAGEMENT AND RECORDING ANECDOTES IN CLASSROOM



STUDENTS' CLASSROOM WORK



HOMEWORK AND ASSIGNMENTS



UNIT-END ASSESSMENT THROUGH RECORDS OF STUDENTS' RESPONSE IN CLASSROOM, WRITTEN WORK AND TAIL MODULES

WHAT CAN YOU DO TO HELP YOUR CHILD LEARN BETTER?



CONNECT TO THEIR WORLD

Take initiative to learn about what your child is currently learning at the school. Spend time making friends with your child, and becoming part of her/his world. It is not enough to know what the child is doing at school. As a parent, you need to know what the child thinks and feels about the experiences he/she is going through in the school. Celebrate and encourage your child's efforts.



TALK WITH CHILDREN

Talking with children about their experiences motivates them to learn!



Here are some questions that you could use:

How was your day at the school?

Was there anything new and interesting in the school today?

What did you learn today?

Can you teach that to me?

BE A RESOURCE

Students conduct first-hand research, and may need to make observations when travelling on a family vacation, or ‘interview’ you or others on a certain topic. Act as a resource **ONLY** when your child needs one.

At this stage, you can set a routine of reading, writing or doing any learning activity at a particular time during the day. Include eating and sleeping on time. Read bedtime stories to them. Help your child take decisions by offering reasonable choices. Include him/her in everyday activities and help him/her take responsibility of small tasks.



TRUST THE TEACHING

We are continuously researching and learning from research and practices from around the world so that the school can give your child the very best of learning environments.



We are there for you all the time. Just remember that our goals, yours and the school's, are the same—to nurture the genius in your child.

BE IN TOUCH WITH WHAT IS HAPPENING IN SCHOOL

Attend all parent-teacher interaction meetings. These include PBL culminations in every term, term-end student report meetings, class-wise parent meetings, etc.

Read every circular and diary note that is given to your child.

Keep checking the school website for any updated information or to download worksheets and practice assignments for your child after the unit has been taught.

There may be an ambiguity at times about what your child is doing in the school. Don't panic.

Call up the class teacher and seek clarity.

In case of queries or concerns, contact the class teacher and share your concerns.

If it's still unresolved, email at the school's official email id.





GRADE 1

ANNUAL LEARNING
PROGRESSION

TERM-1

ENGLISH

Texts

- Binni, the Bunny's Birthday ('nn' sound)
- The Sliding Hare ('sl' sound)
- The Spinning Grooves ('gr' sound)
- Merry-Go-Round (Reading for Pleasure)

Grammar

- Naming Words (Zoya and Gurpreet)
- Action Words (I Jump, I Shake!)

हिंदी

विषयवस्तु

- कविता- धड़ाम
- कहानी- गिल्लू गायब है
- कविता- शाम की सैर
- कविता- खरगोश
- कविता- चार ठेले
- कविता- नत्थूराम



श्रवण व पठन कौशल

- विषयवस्तु से संबंधित जानकारी दे पाना
- विभिन्न अक्षरों की ध्वनियों व बनावट की पहचान कर पाना (ठ, थ, श)
- पठन के दौरान विषयवस्तु को अपने अनुभवों से जोड़ पाना
- शब्दों को वर्ण-उच्चारण की सहायता से पढ़ पाना
- चित्र पठन कर उसके बारे में बता पाना
- पाठ्यवस्तु से संबंधित अनुमान लगा पाना

वाचन व लेखन कौशल

- विभिन्न अक्षर लिख पाना (श, ठ, थ)
- अपने विचारों को चित्रों व शब्दों में लिख पाना
- एक से दो शब्दों/अपूर्ण वाक्यों में अपनी बात कह पाना
- चित्रों को देखकर वाक्य पूरे कर पाना

व्याकरण व भाषायी अवधारणा

- इ/ि व ई/ी में अंतर जानना
- नाम वाले शब्द

MATHS

Revision of Number Names Till Ten

Comparison of Single-Digit Numbers

- Comparison of objects and pictures
- Comparison of numbers
- Signs '<', '>' and '='
- Story sums - Words and pictures

Ones and Tens in Numbers from 11 to 99

- Understanding of ones and tens
- Number names - Reading and writing
- Revision of order - Number series, before, after and in between

Odd and Even Numbers

- Pairing of objects
- Identification of odd and even numbers till 10

PBL

MYSELF

- My favourite game
- Knowing that people can have more than one names
- Identifying, drawing and talking about favourite place, person, activity, food, story/poem, and toy
- Knowing names of different places in the house like living room, kitchen, balcony, etc.
- Exploring 'My Favourite Person' through the poem 'Special People'
- Visiting a park and playing games with family members
- Identify favourite people by writing their names
- Creating a pocket diary and adding address and contact details of family members.



TECHFIELD

Computer A Machine

- Introduction to machines
- Computer: A smart machine
- Uses of a computer
- Where are computers used?

Parts of Computer

- Four main parts of a computer and their uses
- Keyboard
- Mouse
- CPU
- Monitor

Computer Mouse

- Introduction to Mouse
- Mouse buttons
- Mouse pointer and desktop
- Clicking
- Mouse actions – Left and right clicks



ENGLISH

Texts

- Shubra's Visit to the Market (Comprehension, 'br' words)
- Sandhya's Adventure (Comprehension, Reading)

Grammar

- A/An
- One and Many (Jazmin's Birthday)



हिंदी

विषयवस्तु

- कहानी- नाना जी की ऐनक
- कविता- धन्नू धोबी
- कविता- झम-झम बारिश
- कहानी- कुड़कुड़-कुड़कुड़

श्रवण व पठन कौशल

- विषयवस्तु से संबंधित जानकारी दे पाना
- विभिन्न अक्षरों की ध्वनियों व बनावट की पहचान कर पाना (झ, ध)
- पठन के दौरान विषय वस्तु अपने अनुभवों से जोड़ पाना
- शब्दों को वर्ण-उच्चारण की सहायता से पढ़ पाना
- चित्र पठन कर उसके बारे में बता पाना
- पाठ्यवस्तु से संबंधित अनुमान लगा पाना

वाचन व लेखन कौशल

- सीखे गए अक्षर दोहराना
- उ/ु और ऊ/ू का अंतर समझना
- विभिन्न अक्षर लिख पाना (झ, ध)
- अपने विचारों को चित्रों व शब्दों में लिख पाना
- एक से दो शब्दों/अपूर्ण वाक्यों में अपनी बात कह पाना





MATHS

Comparison of Double-Digit Numbers

- Comparison based on the understanding of ones and tens
- Increasing and decreasing order

Introduction of number 100

- Extension of numbers beyond 99
- Grouping of tens into hundreds

PBL

MYSELF

- Exploring favourite foods
- Exploring 'My Favourite Activity' through the poem 'I Love'
- Introduction to action words
- Exploring dislikes and sharing them
- Knowing names and functions of different body parts
- Exploring senses through a song 'My hands can clap'
- Singing a poem in Hindi to know functions of different body parts
- Identifying and labelling body parts; building new vocabulary

TECHFIELD

Tux Paint

- Introduction to Tux Paint
- Tux Paint screen
- Components of Tux Paint window
- Introduction to tools
 - Paint tool and its selectors
 - Eraser tool and its selectors



ENGLISH

Texts

- Flip-Flops ('fl' sound)
- Betty, the Caterpillar ('tt' sound)
- A Giant Gorilla (Comprehension)
- Giffy, the Hungry Giraffe (Locating information)
- Giffy's Black Leaf ('bl' Sound)
- Ayaan's Secret Pet (Inference)

Grammar

- Is, Am, Are
- Opposites
- Preposition (Revision)

हिंदी

विषयवस्तु

- कविता- ढोल वाला
- कविता- मुच्छड़ जादूगर
- कविता- अक्षरों का खेल



श्रवण व पठन कौशल

- विषयवस्तु से संबंधित जानकारी दे पाना
- पठन के दौरान विषयवस्तु अपने अनुभवों से जोड़ पाना
- समूह में पढ़कर पाठ्यवस्तु से संबंधित जानकारी बता पाना
- शब्दों को वर्ण-उच्चारण की सहायता से पढ़ पाना
- चित्र पठन कर उसके बारे में बता पाना
- पाठ्यवस्तु से संबंधित अनुमान लगा पाना

वाचन व लेखन कौशल

- ए और ऐ तथा न और ण का अंतर जानना
- अपने विचारों को चित्रों व शब्दों में लिख पाना
- एक से दो वाक्यों में अपनी बात कह पाना
- शब्दावली- जानवरों की आवाजें

व्याकरण और भाषायी अवधारणा

- नाम वाले शब्द
 - रंगों के नाम
 - फलों के नाम

MATHS

Numbers till 199

- Counting objects and pictures
- Number - Recognition and writing
- Number names - Reading and writing
- Order - Number series, before, after and in between

Single-Digit Addition

- Addition using number line
- Adding zero, one and two to a number
- Vertical and horizontal addition
- Mental Math strategy - Adding on
- Story sums - Pictures and words
- Commutative property



PBL

MYSELF

- Reading the story 'I Can' and identifying how people are different and perform different actions
- Writing functions of body parts
- Comparing height and weight and placing team members in ascending/descending order of height/weight
- Identifying similarities/differences amongst each other using handprints and foot prints; Developing the skill of observation
- Exploring different emotions using questions from the book
- Observing and accepting diversity in opinions and developing sensitivity towards the same
- Learning to maintain hygiene and taking care of the body


CLOTHES

- Learning new vocabulary related to clothes and accessories
- Creating labels for their own clothes
- Classifying clothes according to different criteria

TECHFIELD

Tux Paint

- Introduction to Tux Paint
- Tux Paint Screen
- Components of Tux Paint Window
- Introduction to tools
- Paint tool and its selectors
- Eraser tool and its selectors
- Line tool and its various selectors





ENGLISH

Texts

- Old Mac Donald Had a Farm (Comprehension and Extension)
- Five Little Chickens (Comprehension and Extension)
- Poem – Chocolate (Comprehension, Draw, Write to Express)

Grammar

- 'pl' sound
- Big Words - Small Words
- Describing words

हिंदी

विषयवस्तु

- कहानी- बंदर
- कविता- गरमी आई, गरमी आई
- चित्रकथा- आम की कहानी

श्रवण व पठन कौशल

- विषयवस्तु से संबंधित जानकारी छूट पाना
- विभिन्न अक्षरों की ध्वनियों व बनावट की पहचान कर पाना (क्ष, ष, त्र, ज्ञ, अं, ढ, ढ, श्र)
- सरल निर्देशों को समझकर कार्य कर पाना
- चित्र और वाक्य में संबंध बना पाना
- अनुमान लगा पाना
- विषयवस्तु को अपने जीवन से जोड़ पाना
- नए शब्द पढ़ पाना

वाचन व लेखन कौशल

- विभिन्न अक्षर लिख पाना (क्ष, ष, अं, ढ, ढ, श्र)
- कविता की पंक्तियों को पूरा कर पाना
- चित्र वर्णन कर पाना
- शब्दों से वाक्य बना पाना
- लेखन में नए शब्दों का प्रयोग कर पाना

व्याकरण व भाषायी अवधारणा

- समान तुक वाले शब्द

MATHS

Single-Digit Subtraction

- Revising the meaning of subtraction
- Strategies - Crossing out and counting backwards on number line to subtract
- Horizontal and vertical subtraction
- Subtracting zero, one, the number itself from a number
- Story sums - Pictures and words

Shapes and Spatial Understanding

- Revision of spatial vocabulary: Far, near, on, above, under, between, inside and outside
- 3-dimensional shapes: Naming them as box-like, ball-like, cone-like and pipe-like
- Orientation not affecting the shape
- Rolling and sliding movement due to shapes
- Identifying 2-dimensional shapes: Triangles, squares, rectangles and circles in surroundings

PBL

CLOTHES

- Matching names of clothes and accessories
- Identifying purposes for different clothing
- Observing and identifying different uniforms around them
- Understanding importance of uniforms
- Identifying and talking about parts of their own uniform



TECHFIELD

Tux Paint

- Commands
 - Undo and Redo commands
 - New, Open, Save and Quit commands
- Some more tools
 - Stamp tool and its selectors





ENGLISH

Texts

- Story – Freddy’s Lunch (Prediction and Comprehension, ‘fr’ sound)
- Poem – The Little Crab (‘cr’ sound)
- Fruit Salad (Listening Comprehension)
- Ginger Bread Man (Prediction, Capitalisation, Full Stop)

Grammar

- This/That
- Capitalisation, Full Stop
- These/Those
- Opposite
- Revision– A/An
- Rhyme wall

हिंदी

विषयवस्तु

- कहानी- शाहीन और बारिश
- कविता- सरदी आई, सरदी आई

श्रवण व पठन कौशल

- विषयवस्तु से संबंधित जानकारी छोट पाना
- चित्र और वाक्य में संबंध बैठा पाना
- विषयवस्तु को अपने जीवन से जोड़ पाना

वाचन व लेखन कौशल

- अनुभवों को तीन से चार वाक्यों में लिख पाना
- चित्र वर्णन कर पाना
- शब्दों से वाक्य बना पाना
- लेखन में नए शब्दों का प्रयोग कर पाना

MATHS

Mental Arithmetic: Number combinations

- Addition facts till 10
- Subtraction facts till 10

Addition and Subtraction

- Addition and subtraction beyond 10
- Mental math strategies

TECHFIELD

- Magic tool and its selectors
- Flip images
- Mirror images
- Recapitulation of Tux Paint



PBL

CLOTHES

- Understanding the importance of caring for clothes and accessories through the story 'Caring for things'
- Writing message for people who take care of their things
- Learning to maintain hygiene related to clothes
- Learning to value comfort of clothing over its form through the story 'Keta and Shruti'
- Observing, interviewing, becoming sensitive and grateful towards tailors to understand the work that they do
- Using handspan and ruler to measure the length of cloth
- Listening to a rhyme called 'Clothes and Seasons' and looking at the relationship between clothes and seasons.



GRADE 1

ANNUAL LEARNING
PROGRESSION

TERM-2



ENGLISH

Texts

- Turn Off the TV (Comprehension)
- My Pig Won't Let Me Watch TV (Comprehension)
- Goldilocks in the Forest (Adjective)
- Jack and the Beanstalk


Grammar

- Punctuations
- Describing Words

हिंदी

विषयवस्तु

- कहानी- किसकी टोपी?
- कहानी- सूरज, चंदा और सागर
- कविता- टाइम टेबल
- कविता- पक्षियों का त्योहार



श्रवण व पठन कौशल

- जानकारी, स्पष्टता, आनंद आदि के लिए सुनना
- विषयवस्तु से संबंधित जानकारी छूट पाना
- अनुमान लगा पाना
- विषयवस्तु को अपने जीवन से जोड़ पाना
- नए शब्द पढ़ पाना

वाचन व लेखन कौशल

- अनुभवों को तीन से चार वाक्यों में लिख पाना
- काल्पनिक लेखन कर पाना
- चित्र वर्णन कर पाना
- शब्दों से वाक्य बना पाना
- लेखन में नए शब्दों का प्रयोग कर पाना

व्याकरण व भाषायी अवधारणा

- विलोम शब्द

MATHS

Patterns: Backward counting

- Repeated patterns in shapes
- Repeated patterns in numbers
- Backward counting from 100 to 0
- Extending patterns in colours

Multiplication Tables

- Skip counting of 2, 3, 4, 5 and 10
- Multiplication as repeated addition
- Multiplication statements using pictures
- Tables of 2, 3, 4, 5 and 10
- Understanding the meaning of 'times'

PBL

IT'S TIME TO CELEBRATE


- Singing the rhyme 'Celebrate Every Day' to know that showing gratitude is also a form of celebration
- Writing about own experiences in simple sentences
- Sharing experiences of birthday celebration using picture description
- Reading the story 'My Birthday' and exploring celebrating it at an orphanage distributing gifts rather than gathering gifts
- Collecting, organising and representing data about birth dates
- Sharing experiences of Rakshabandhan celebration
- Sharing experiences of Diwali celebration
- Observing and understanding diversity in ways of celebration



TECHFIELD

Keyboard and Text tool in Tux Paint

- Introduction to Keyboard
- Different keys on the Keyboard
 - Alphabet and Number keys



ENGLISH

Texts

- Where is Adrak? (Comprehension, Prediction)
- My Bed is not a Bed!
- Glittering Glory ('gl' sound)
- Poem – Wishes and Dreams

Grammar

- Opposites
- Naming Word (Revision)

हिंदी

विषयवस्तु

- कहानी- नन्ही चिड़िया
- कविता- मैना, पानी पी ना
- कविता- यह काली चिड़िया कौन है

श्रवण व पठन कौशल

- सरल निर्देशों को समझकर कार्य कर पाना
- विषयवस्तु से संबंधित जानकारी छूट पाना
- चित्र और वाक्य में संबंध बैठ पाना
- अनुमान लगा पाना
- विषयवस्तु को अपने जीवन से जोड़ पाना

वाचन व लेखन कौशल

- पूर्ण वाक्यों में लिखते हुए पूर्णविराम चिह्न का प्रयोग कर पाना
- काल्पनिक लेखन कर पाना
- शब्दों से वाक्य बना पाना
- लेखन में नए शब्दों का प्रयोग कर पाना

व्याकरण व भाषायी अवधारणा

- कौन-कहाँ वाले शब्द

MATHS

Numbers from 200 to 300

- Counting objects and pictures
- Numbers
- Number names
- Order
- Extending numbers using blocks



PBL


IT'S TIME TO CELEBRATE

- Knowing about other birthdays that are celebrated, namely Christmas, Buddha Purnima, Guru Nanak Jayanti, Mahavir Jayanti, Krishna Janmashtami
- Making, wrapping and gifting a photo frame to someone who helps them
- Revising skip counting through decoration planning
- Learning new vocabulary related to festivals
- Making new year rattle and head gear whilst following instructions
- Reading and comprehending Hindi story 'Naya Saal Mubarak'

- Knowing about the support that community provides through the text 'Bunny's Wedding'
- Sharing experiences related to any wedding that children might have attended
- Knowing about how Lohri is celebrated
- Seeing similarities between celebration of Lohri, Pongal, Magh Bihu and Makar Sankranti as being harvest festivals

TECHFIELD

- Special keys: spacebar, Enter and Caps Lock
- Delete Key
- Typing in tux paint using Keyboard
- Introduction to Text Tool in Tux Paint



ENGLISH

Texts

- Goldstar, the Adventurer
- Slippery Fish ('pp' words)
- Tongue Twister

Grammar

- Revision-Preposition

हिंदी

विषयवस्तु

- कविता- रेल
- कहानी- टिल्लू हाथी का दर्द
- कहानी- हल्कू हाथी

श्रवण व पठन कौशल

- उचित कारण दे पाना
- जानकारी छँट पाना
- चित्रों के आधार पर कहानी का अनुमान लगाना
- विषयवस्तु पढ़कर अपनी पसंद व उसका कारण बता पाना
- विषयवस्तु से संबंधित जानकारी दे पाना



वाचन व लेखन कौशल

- चित्रों के आधार पर कहानी बनाना
- चित्र वर्णन में नए शब्दों का प्रयोग करना
- मात्राओं को ध्यान में रखते हुए पूर्ण वाक्य में लिखना

व्याकरण व भाषायी अवधारणा

- काम वाले शब्द
- विलोम शब्द का अभ्यास


MATHS

Numbers from 301 to 500

- Counting objects and pictures
- Numbers
- Number names
- Order

Addition and Subtraction

- Addition and subtraction of 3 single digit numbers
- Addition and subtraction up to 20
- Mental math strategies
- Grouping tens and ones
- Addition and subtraction of 2-digit numbers with and without regrouping



PBL

IT'S TIME TO CELEBRATE

- Learning about Republic Day and Independence Day celebrations and talking about its diverse celebrations
- Learning about Holi celebration and talking about its diverse celebrations
- Reading a poem titled 'ईद का चाँद' in Hindi and learning more about Eid
- Demonstrating learning using role plays

PLANTS

- हमारा खज़ाना
- Visiting a park and observing it carefully.
- Recording observations, using their sense of hearing, smelling, and touch
- Collecting various materials like leaves, twigs, flowers, etc



- Observing the size and colour of various plants
- Noticing the animal habitation around the plants
- Observing and exploring soil carefully
- Identifying visible characteristics of soil like colour, texture, and how it responds to water addition
- Listening to a poem titled Sand Castle

TECHFIELD

Notepad

- Recapitulation of keyboard and Tux Paint
- Introduction to Notepad
- Open a Notepad file
- Components of Notepad Window
- Typing in Notepad



ENGLISH

Texts

- At The Seaside (Picture Description)
- Sea (Revising 'gl' and 'pp' words)
- Keta and Shloka
- Ravi and Aruna

Grammar

- What are you doing (Action words)
- 'pr' words, 'tr' words
- Revision of 'this/that' and 'these/those'

हिंदी

विषयवस्तु

- कहानी- आशना का जन्मदिन
- कहानी- रोहन का अनोखा उपहार

श्रवण व पठन कौशल

- समझ दर्शाने के लिए प्रश्न पूछना
- उचित कारण दे पाना
- विषयवस्तु से संबंधित जानकारी दे पाना
- जानकारी, स्पष्टता, आनंद आदि के लिए सुनना

वाचन व लेखन कौशल

- संदेश लेखन का अनुभव करना
- चित्र वर्णन में नए शब्दों का प्रयोग करना
- मात्राओं को ध्यान में रखते हुए पूर्ण वाक्य में लिखना

व्याकरण व भाषायी अवधारणा

- लिंग वाले शब्द

MATHS

Measurement of Length


- Comparison of length of objects
- Need for measuring length
- Need of units
- Measurement of short lengths in non-uniform units
- Recording measurements

Measurement of Weight

- Comparison of heavy and light objects
- Measurement of weight using simple balance with non-standard units
- Recording measurements

Measurement of Capacity

- Comparison of capacity of vessels
- Measurement of capacity using non-standard units
- Recording measurements





PBL

PLANTS

- Connecting with the smell of soil through the story 'The Missing Bunny'
- Observing soil in their surroundings
- Exploring insects found in soil through a story in Hindi
- Making a collage
- Arranging leaves according to their size
- Learning vocabulary for description of the shapes of leaves
- Participating in Show and Tell of leaves



TECHFIELD

- Creating a New file in Notepad
- Saving a file in Notepad
- Closing a file in Notepad
- Opening a new file in Notepad
- Opening an existing file in Notepad



ENGLISH

Texts

- Swifty and Sophia
- Hobbies ('cl' words, Comprehension)
- Natkhat's Great Catch

Grammar

- One and Many (Swifty and Sophia)
- This/That (Revision)
- These /Those (Revision)
- Usage of is/are
- Opposites
- Revision of action words



हिंदी

विषयवस्तु

- तथ्य- उपहार बाँधने के कागज़
- कविता- मेला
- कहानी- आभा और मेला

श्रवण व पठन कौशल

- तथ्यात्मक विषयवस्तु को सुनकर समझ पाना
- जानकारी छँटकर, अनुमान लगाना
- अपने पसंद के अनुरूप पुस्तक का चयन करना
- विषयवस्तु से संबंधित जानकारी दे पाना
- जानकारी छँटकर, अनुमान लगाना
- विषयवस्तु से संबंधित जानकारी दे पाना

वाचन व लेखन कौशल

- मात्राओं को ध्यान में रखते हुए पूर्ण वाक्य में लिखना
- लेखन में नए शब्दों का प्रयोग करना
- मात्राओं को ध्यान में रखते हुए पूर्ण वाक्य में लिखना

व्याकरण व भाषायी अवधारणा

- पूर्णविराम चिह्न
- ओ/औ की मात्रा का अभ्यास
- नाम वाले शब्दों का अभ्यास
- तुकांत शब्दों का अभ्यास

MATHS**Measurement of Time**

- Identification of events as earlier and later
- Identification of events of long and short duration
- Sequence of events
- Days of the week
- Introduction of clock and reading time in hours

Money

- Use of money
- Common currency notes and coins
- Prices of commonly used things
- Transactions within ₹10

Data Handling

- Need to collect data
- Pictures showing data
- Simple lists to collect data
- Simple conclusions

PBL**PLANTS**

- Visualising and creating animal shapes using leaves
- Knowing about the plant
- Touch me not through a story and observation
- Knowing about trees through a poem titled 'Trees'
- Knowing the terminologies of stem and trunk
- Learning about benefits of the Neem tree using a story
- Knowing parts of a plant
- Interacting with adults to learn about taking care of plants
- Reading a poem in Hindi for pleasure
- Singing a song titled 'Our Best Friends' about plants
- Making a rose with clay

TECHFIELD

- Undo command
- Close the Notepad file

Recap of Notepad

- Recapitulation of Notepad
- Revision

