




PREP

ANNUAL LEARNING  
PROGRESSION



# HOW ARE PREP CHILDREN LIKE?

It is important to know your child well. This helps you understand and relate to him/her better. It also enables you to support his/her learning in the best way he/she can learn.



Children are growing and maturing continuously. All children have their own patterns of growth, but some characteristics are common to children of Preparatory.

Preparatory children are naturally curious and eager to learn. Learning is enhanced by interaction and cooperation with others, including adults and children. Children are given time to explore, learn and grow socially and academically in a supportive environment.

Young children grow in many ways.

**AND THEY GROW RAPIDLY!**

They are extremely active and curious.

They are interested in other children, yet individualistic.

They make friends and play group games.

They need structure and a routine to feel safe.

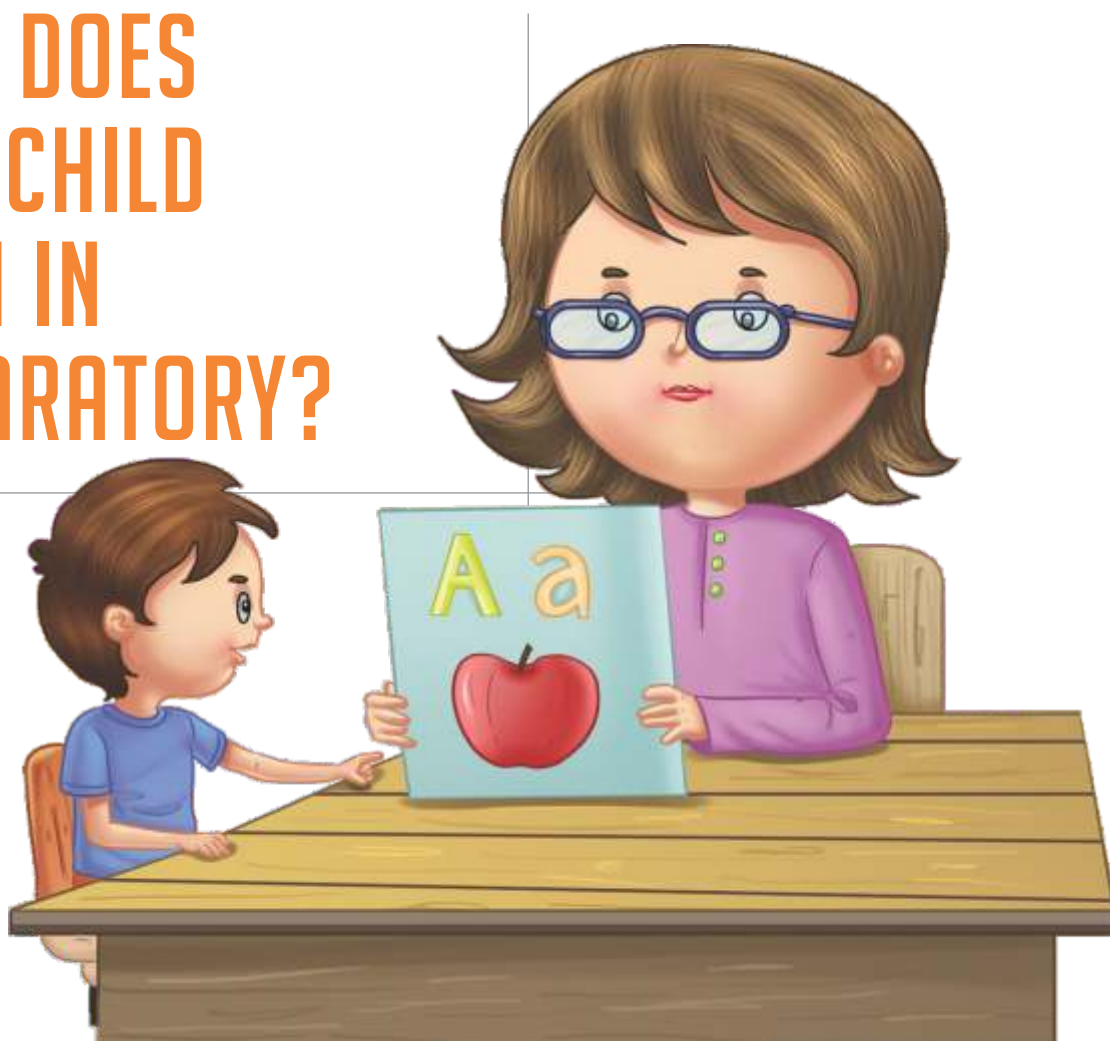
They ask a lot of questions and are eager to know the what, why and how of everything.

They are often great conversationists and love to talk about the details of all sorts of subjects.

They recognise their emotions and try to express their feelings.

It is essential that parents and teachers become partners in the child's learning and development. For this, it is imperative for both of them to be in touch with each other. This helps in building a rapport and developing a relationship of trust. Parents also benefit from being involved in their children's education by getting ideas from school on how to help and support their children, and by learning more about the school's academic programme and how it works.

# WHAT DOES YOUR CHILD LEARN IN PREPARATORY?



Each grade has a syllabus. This is what students learn in each subject area. Teachers use the curriculum to help your child learn.

## ENGLISH ►

### LISTENING AND SPEAKING SKILLS

Listens attentively and responds appropriately

Follows simple instructions

Tries to speak in complete sentences (English)

Speaks clearly

Identifies and tells phonetic sounds of letters individually and in words

Shares experiences/emotions/stories

Sings rhymes and songs with action

Uses new vocabulary during conversations

Takes turns while speaking

Uses he/she, this/that, is/are appropriately while talking

## READING SKILLS

Identifies and reads letters—upper and lower case

Identifies and reads diagraphs sh, ch, th, wh, ph and double vowel sounds ee, oo

Demonstrates book directionality—left to right, top to bottom

Identifies the cover page and title of the book

Predicts events in the story by looking at illustrations

Tells/acts/draws main events in the story

Makes connection to own experiences

Reads words and simple sentences using strategies like segmenting and blending letters to read words, sight vocabulary, etc.

Selects as well as talks about books with a preference towards characters and events

## WRITING SKILLS


Writes lower- and upper-case letters with correct formation

Writes personal phrases (like 'I boy', 'I go dance', etc.)

Copies information to write small notes in a diary

Draws pictures to represent thoughts and ideas, supported by simple sentences using invented spellings

Tries to use he/she, this/that, is/are while writing sentences



# हिन्दी ▶

## श्रवण और वाचन कौशल

बातों को ध्यान से सुनकर अपनी प्रतिक्रिया देना।

सरल निर्देशों का पालन कर पाना।

पूर्ण वाक्य में अपनी बात बताना।

अपने विचारों व अनुभवों को कक्षा में बाँटना।

कविता को लय में गाना।

एक की बात खत्म होने के बाद बोलना (Turn taking)।

बातचीत के दौरान, परिचित और नए शब्दों का प्रयोग करना।

## पठन कौशल

अक्षरों को पहचान कर उनको पढ़ना।

कविता व कहानी के चित्रों की मदद से अनुमान लगाना।

संयोजन-वियोजन की मदद से शब्दों को पढ़ना।

दृश्य शब्दों को पहचानना।

एक या दो वाक्यों की कहानी पढ़ना।

## लेखन कौशल

अक्षरों को उचित बनावट के साथ बनाना।

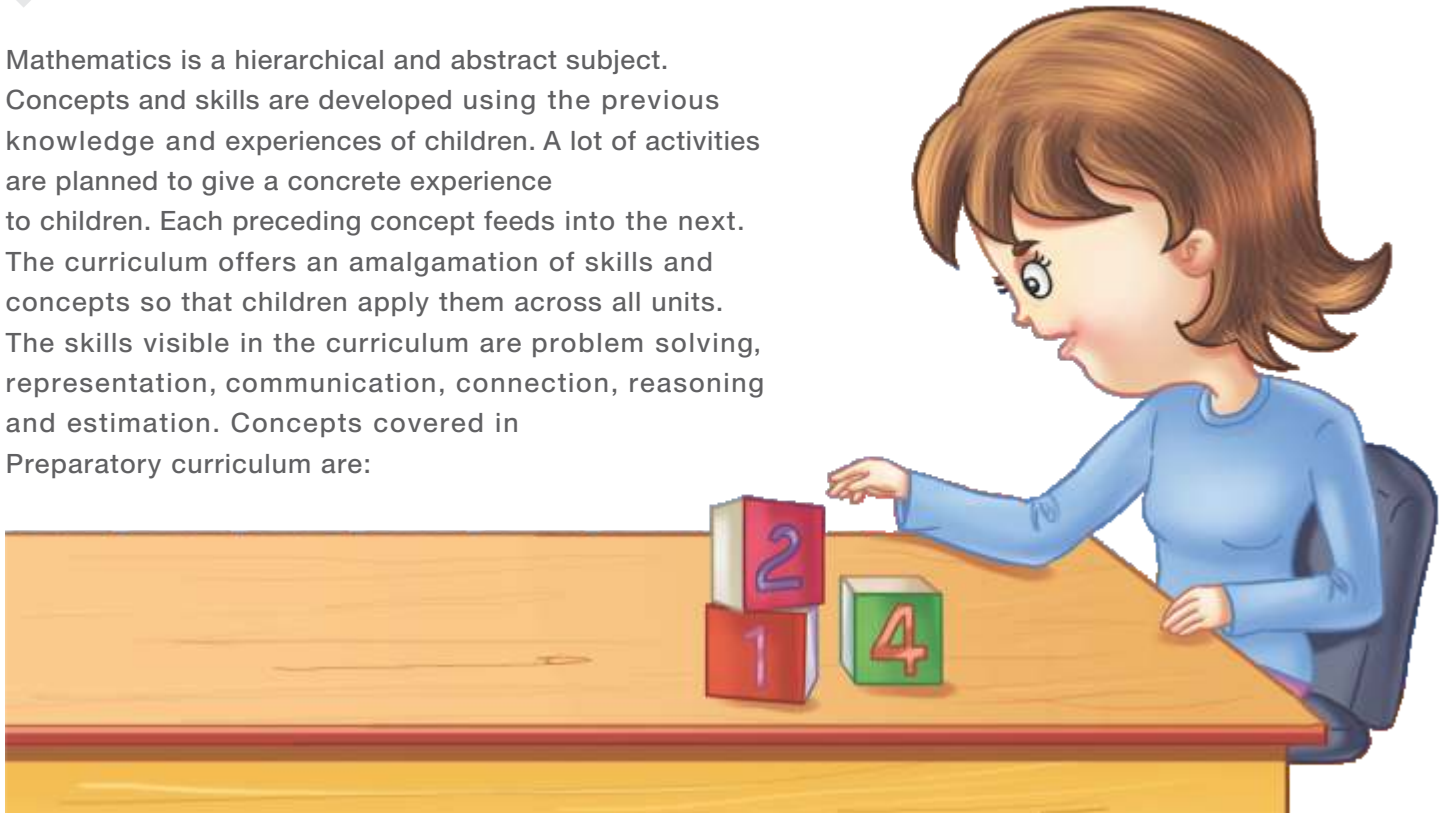
कहानी व कविताओं के बारे में चित्रों के रूप में बताना।

अक्षरों को मिलाकर शब्द बनाना।



# MATHEMATICS ▶

Mathematics is a hierarchical and abstract subject. Concepts and skills are developed using the previous knowledge and experiences of children. A lot of activities are planned to give a concrete experience to children. Each preceding concept feeds into the next. The curriculum offers an amalgamation of skills and concepts so that children apply them across all units. The skills visible in the curriculum are problem solving, representation, communication, connection, reasoning and estimation. Concepts covered in Preparatory curriculum are:



## NUMBER

**Numbers till 99:** Quantification and writing

**Order in numbers:** Before, after and in between

Comparison of numbers

Backward Counting

Introduction of zero

Grouping

Writing of number names till 20

## NUMBER OPERATIONS

Single-digit addition

Single-digit subtraction

## MEASUREMENT

**Length:** Long, longer and longest

## SPATIAL UNDERSTANDING

On and under

# PROJECT BASED LEARNING (PBL) ►

Project Based Learning (PBL) uses projects, which integrate concepts and skills from various subjects and domains of development. These projects make learning relevant and useful for children. They help them in establishing connections with the world around them. They emerge from children's immediate surroundings and are organised considering their cognitive development and social needs. Projects included in this grade are:

PLAY

ANIMALS

FOOD WE EAT

VACATION



## HOW DO TEACHERS ASSESS STUDENTS' WORK?



Teachers assess students' work in many ways.

They talk to your child.

They watch your child at play and during various activities.

They check and give feedback on written work (Classwork, homework and revision tasks).

They look for changes in your child's behaviour.

# WHAT CAN YOU DO TO HELP YOUR CHILD LEARN BETTER?

---




## CONNECT TO THEIR WORLD

---

Take initiative to learn about what your child is currently learning at the school. Spend time making friends with your child, and becoming part of his/her world. It is not enough to know what the child is doing at school.

As a parent, you need to know what the child thinks and feels about the experiences he/she is going through in the school.



## TALK WITH THEM

Talking with children about their experiences motivates them to learn! Here are some questions that you could use:



How was your day at the school?

Was there anything new and interesting in the school today?

What did you learn today?

Can you teach that to me?



## BE A RESOURCE

Students conduct first-hand research, may need to make observations when going on a family vacation or ‘interview’ you or others on a certain topic. Act as a resource **ONLY** when your child needs one.

## TRUST THE TEACHING

We are continuously learning from various new researches and practices from around the world so that the school can give your child the very best of learning environment. We are there for you all the time. Just remember that our goals, yours and the school's, are the same—to nurture the genius in your child.



## BE IN TOUCH WITH WHAT IS HAPPENING IN SCHOOL

**Attend** all parent-teacher interaction meetings. These include PBL culminations in every term, term-end student report meetings, class-wise parent meetings, etc.

**Read** every circular and diary note that is given to your child.

**Keep checking** the school website for any updated information or to download worksheets and practice assignments for your child after the unit has been taught. Use the unique ID given to your child for the parental access to the website resources.


There may be an ambiguity at times about what your child is doing in the school. Don't panic.

**Call up the class teacher** and seek clarity.

In case of queries or concerns, contact the class teacher and share your concerns.

If it's still unresolved, email at the school's official email id.







propel™

PROPEL THY LEARNING

PREP

ANNUAL LEARNING  
PROGRESSION

TERM-1

## ENGLISH

### Letters and Words

- A-Z (Recognition, naming, phonic sound and writing)
- Matching capital letters with small letters
- a-z and A-Z (Oral and written)
- Writing simple words

## हिन्दी

अक्षर की पहचान व उसकी लिखावट

- न, ल, आ, म



## MATHS

### Revision

- Revision of numbers 1-20
- Writing numbers 1-20
- Comparing numbers—Big and small
- Order in numbers (Before, after and in between)

### Grouping

- Grouping objects and pictures in sets of 2, 3, 5 and 10
- Observing objects in a group to identify the number quantity

### Numbers from 21 to 26

- Counting of objects and pictures in groups
- Recognition and writing of numbers 21-26

**NOTE: THE REMAINING LETTERS OF ENGLISH WILL BE COVERED IN THE MONTH OF JULY**



## PBL

### PLAY

#### Introduction

- Pretend play
- Talking about games and toys in complete sentences
- Drawing and writing
- Counting

#### Games and Materials Required


- Story: I Lost My Ball
- Materials required in different games
- Pairing
- Spotting the differences
- Speaking about one's toy
- Playing together
- Tearing and pasting
- Craft: Rattle

#### Games Played without Any Material

- Story: Hide and Seek
- Colouring
- Sharing about games played without any material

#### Indoor and Outdoor Games

- Talking about a picture
- Labelling
- Sharing about outdoor games
- Observing pictures





## CIRCLE TIME

Circle Time is the time where children sit in a circle with the teachers at the centre. Teachers are in close proximity with the children. Children establish eye contact with teachers and build good bonding with peers.

#### Some of the activities done during this time are:

- Sign-in activity and helpers of the day
- News of the day
- Sharing
- Songs and stories





## MATHS

### Numbers from 27 to 30

- Counting objects and pictures in groups
- Recognition and writing of numbers 27-30
- Sequence in numbers till 30
- Order in numbers (Before, after and in between)

### Numbers from 31 to 35

- Counting objects and pictures in groups
- Recognition and writing of numbers 31-35
- More and less
- Revision of numbers 1-35
- Order in numbers (Before, after and in between)

## ENGLISH

### Letters and Words

- Revision: 'a-z' and 'A-Z' (oral and written)
- Reading simple texts
- Writing simple words

## हिन्दी

### अक्षर की पहचान व उसकी लिखावट

- क, ई/ी
- अक्षरों से बनने वाले शब्द
- स



## PBL

### PLAY

- Knowing about safety related to outdoor play
- Sharing about indoor games
- Classifying indoor and outdoor games
- Following rules while playing
- Sharing about their favourite game

### ANIMALS

#### Introduction

- Talking about a picture
- Knowing names of pet animals
- Reading and writing names of animals in English
- Kahaani – Jaanwaron ki rail
- Knowing names of animals in Hindi
- Colouring

#### Observing Animals

- Observing various animals
- Song: Going to Zoo Tomorrow
- Drawing
- Using spatial vocabulary: Inside and outside
- On and under



## CIRCLE TIME

Circle Time is the most comfortable time when the class comes together for sharing, enjoyment and celebration.

The focus is on the development of socio-emotional skills like being independent, taking initiatives, self-expression, sharing, etc.

#### Some activities covered during this time are:

- Sign-in activity and helpers of the day
- Simon Says
- Antakshari
- News of the day
- Sharing
- Songs and stories

## ENGLISH


### Letters and Words

- sh and ch (Recognition, naming, phonic sound and writing words that have the sound of 'sh' and 'ch')
- Reading simple texts and writing simple words

### हिन्दी

अक्षर की पहचान व उसकी लिखावट

- प, औ, ह, च



## MATHS

### Numbers from 36 to 40

- Counting of objects and pictures in groups
- Recognition and writing of numbers 36-40
- Comparing numbers: Big and small

### Numbers from 41 to 45

- Counting of objects and pictures in groups
- Recognition and writing of numbers 41-45
- Order in numbers (Before, after and in between)

## PBL

### ANIMALS

#### Bodies of Animals

- Recognising patterns on the bodies of animals
- Finger printing
- Counting

#### Animals and Their Young Ones

- Story: Farm Party
- Developing problem solving skills by solving a maze
- Matching animals with their young ones
- Colouring

#### Sounds of Animals

- Story: Bark, George!
- Song: Animal Sounds
- Identifying the sounds of animals



## CIRCLE TIME

Children at this age learn by interacting and being with each other. Circle Time is one such opportunity. It facilitates language development, confidence building, decision making, initiative taking, problem solving, etc. Children engage with each other in a fun-filled way.

#### Some of the activities done during this time are:

- Complete the sentences
- Story making
- Show and tell
- Rhymes and stories



## ENGLISH

### Letters and Words

- Exposure to action words
- th (Recognition, naming, phonic sound and writing words that have the sound of 'th')
- Reading simple texts and writing simple words

## हिन्दी

### अक्षर की पहचान व उसकी लिखावट

- ओ/ो, ड, ब, ड, य
- अक्षरों से बने वाले शब्द व वाक्य
- ए/े

## MATHS

### Length

- Long, longer and longest

### Numbers 46-50

- Counting of objects and pictures in groups
- Recognition and writing of numbers 46-50
- Sequence of numbers till 50
- Revision of numbers till 50





## PBL

### ANIMALS

#### Classification of Animals

- कविता-चिड़ियाँ
- Talking about birds
- Observing birds
- Developing sensitivity towards birds
- Spray painting

Some activities that students will do in this month are:

- Show and tell
- Story making
- Take initiatives
- Share experiences with classmates
- Develop and enhance listening skills and vocabulary
- Enjoy rhythm and develop gross motor skills

## CIRCLE TIME

Students at this age learn by interacting and being with each other. Circle Time is one such opportunity. This month, we will focus on listening to each other, increasing the attention span and building vocabulary. This will in turn build their confidence, respect for others' views and the ability to express.







propel™

PROPELLING LEARNING

PREP

# ANNUAL LEARNING PROGRESSION

TERM-2

## ENGLISH


### Letters and Words

- wh and ph (Recognition, naming, phonic sound and writing words that have the sound of 'wh' and 'ph')
- Reading simple texts and writing simple sentences

## हिन्दी

### अक्षर की पहचान व उसकी लिखावट

- र, ग
- ऐ



## MATHS

### Number Names

- Number names till 10

### Numbers from 51 to 60

- Counting objects and pictures in groups
- Recognition and writing of numbers 51-60
- Comparing numbers – Big and small
- More and less

### Spatial Understanding

- On and under
- Up and down
- In and out

### Numbers from 61 to 70

- Counting objects and pictures in groups
- Recognition and writing of numbers 61-70
- Order in numbers (Before, after and in between)
- Sequencing numbers till 70
- Revision of numbers till 70



## PBL

### FOOD WE EAT

#### Favourite Food

- Story: Alphy and Cheese
- Talking about the favourite food
- Making a collage

#### Sweet, Salty and Spicy Food

- *कहानी-हायरेमिर्च!*
- Sequencing a story
- Identifying sweet, salty and spicy food items

#### Hot and Cold Food

- Experiencing different temperatures
- Identifying hot and cold food items

#### Breakfast, Lunch and Dinner

- Observing pictures
- Identifying food eaten at breakfast, lunch and dinner

#### Places from Where we Get Food

- Story: In the Market
- Spot the differences
- Identifying places from where we get different food items

#### Fruits and Vegetables

- *कविता-सब्जीमंडी*
- Names of fruits and vegetables in Hindi
- Colouring
- Reading and writing names of fruits and vegetables in English
- Names of colours in Hindi
- Identifying more or less

#### Healthy Food

- Identifying healthy food
- Hygiene Associated with Food and Table Manners
- Identifying things to be done to ensure hygiene
- Knowing table manners
- Revision



## CIRCLE TIME

This month, the focus is on enhancing the emotional development of children. Children will be involved in various activities in a playful manner to help them recognise their emotions in a safe, free and conducive environment.

**Some activities that children will do in this month are:**

- Feeling cube
- How would you feel?
- Mural making
- Story with a difference

## ENGLISH

### Letters and Words

- ee and oo (Recognition, naming, phonic sound and writing words that have the sound of 'ee' and 'oo')
- Reading simple texts and writing simple sentences
- Usage of he/she

## हिन्दी

### अक्षर की पहचान व उसकी लिखावट

- अक्षरों से बनने वाले शब्द व वाक्य
- घ, द, उ, त



## MATHS

### Numbers from 71 to 80

- Counting objects and pictures in groups
- Recognition and writing of numbers 71-80
- Comparing numbers – Big and small

### Backward Counting

- Counting backwards from 10 to 1

### Zero

- Introduction and writing of zero
- Place of zero on number line

### Single-Digit Addition

- Joining of sets using concrete material and pictures

## PBL

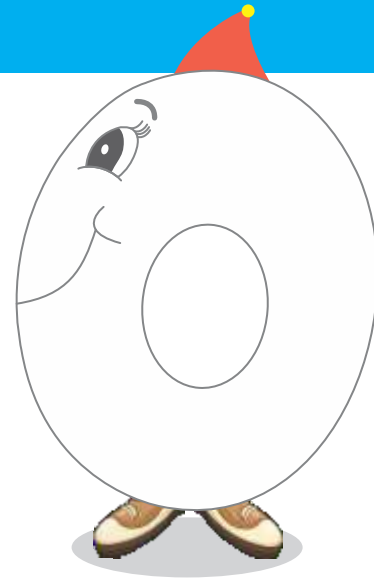
### VACATION

#### Activities Done During Vacation

- Story: Fun during Vacation
- Talking about activities during vacation
- Reading and writing simple words
- Observing a picture book
- Talking about trips taken during vacation
- Craft: Our Picture Book

#### Modes of Transport

- Picture observation: Maya's Journey
- Land transport/Reading and writing simple words
- Sequencing letters of the alphabet
- Story: Maya's Fishing Day/Water transport
- Sequencing events/Counting
- Craft: Origami Boat
- Story: What's Flying?/Air transport
- Rhyme: Aeroplane/Riddles
- Drawing means of land, water and air transport



## CIRCLE TIME

This month, focus is on friendship.

Some of the activities that children will do this month are:

- Make a friendship card
- Fruit salad game
- Create a crown for friends
- Dancing crayons
- I love painting



## ENGLISH

### Letters and Words

- Introduction to vowels
- Reading simple texts and writing simple sentences
- Exposure to the process of writing answers
- Usage of is/are

## हिन्दी

### अक्षर की पहचान व उसकी लिखावट

- भ, इ/ि
- अक्षरों से बने वाले शब्द व वाक्य
- ख, ट



## PBL

### VACATION

#### Experiences of Vacation

- Reading and drawing
- Data collection
- Activities done during a school day and a holiday
- Craft: Suitcase
- Reading and sequencing events of the story
- Drawing and writing

## MATHS

### Single-Digit Addition

- Introduction to the symbol of addition
- Vertical and horizontal addition

### Single-Digit Subtraction

- Taking away from a set through concrete materials and pictures
- Introduction to the symbol of subtraction
- Vertical and horizontal subtraction

### Numbers from 81 to 83

- Counting of objects and pictures in groups
- Recognition and writing of numbers 81-83



## CIRCLE TIME

This month too the focus is on friendship.

At this age, children love to interact, play and work with their peers.

**Some of the activities that children will do this month are:**

- Friendship fruit salad
- Pattern headbands

**ENGLISH****Letters and Words**

- Usage of a/an and this/that
- Exposure to the process of writing answers
- Reading simple texts and writing simple sentences

**हिन्दी****अक्षर की पहचान व उसकी लिखावट**

- फ, ऊ/ू, ज, छ
- व, अ
- अक्षरों से बनने वाले शब्द व वाक्य

**MATHS****Numbers from 84 to 90**

- Counting objects and pictures in groups
- Recognition and writing of numbers 84-90
- More and less
- Order in numbers (Before and after)

**Number Names**

- Number names from 11 to 20

**Numbers from 91 to 99**

- Counting objects and pictures in groups
- Recognition and writing of numbers 91-99
- Order in numbers (Before, after and in between)
- Sequencing numbers from 1 to 99





## PBL

### Culmination

- Culmination of the project 'Vacation'
- Revision of learning from previous projects

## CIRCLE TIME

In February-March, the focus will be on gross motor skills.

**Some of the activities that children will do this month are:**

- Turtle steps
- Follow the rhythm
- Throwing at the target
- Balancing board
- I love painting

These activities are done in a playful manner to help children recognise and express their emotions in a safe, free and conducive environment.





PREP

ANNUAL LEARNING  
PROGRESSION

