



Brain International School

Recognised Senior Secondary School, Affiliated to CBSE
Vikas Puri, New Delhi



**SUMMER HOLIDAY'S HOMEWORK
SESSION 2026-27
GRADE: II**

“Let each day of your summer vacation unfold like a blank page—ready to be filled with laughter, new friendships, little adventures, and warm stories written under the sunshine.



Dear Parents

Summer holidays are finally here—a perfect pause from routine and a time for children to relax, explore, and grow. Let these days be filled with laughter, learning, and meaningful family moments.

Create a positive and engaging environment at home by limiting screen time and spending quality time together.


Encourage your child to:

- Talk and share their thoughts daily.
- Read interesting storybooks.
- Take up small responsibilities at home.
- Learn values through simple life experiences.
- Enjoy indoor games and creative activities.

While fun is important, learning should continue in a light and enjoyable way. Holidays are a wonderful opportunity for growth and learning. The purpose of holiday homework is to build independence and confidence in children.

- Visit Bal Bhawan, Doll Museum, Crafts Museum, Nehru Planetarium etc with your ward.
- Pick up a book and enjoy reading it to your ward.
- Follow a simple and consistent daily routine.
- Let children complete their work with gentle guidance.
- Capture and paste joyful activity moments.

LET THIS SUMMER BE A BEAUTIFUL JOURNEY OF LEARNING, CREATIVITY, AND HAPPY MEMORIES!



Dear Students

Summer break is all about having fun, eating fresh and juicy fruits, enjoying popsicles and going on trips, loads of love from family but don't forget to brush up your skills and revise your lessons.

SOME DO'S DURING SUMMER VACATION:

- For developing a good moral conduct, we must pay our gratitude towards our creator, the Supreme power for his blissful blessings before we start our day.
- Eat a nutritious diet with plenty of water. Include citrus fruits (Orange, lemon, grape fruit) and vegetables which are rich in vitamin C, vitamin D containing foods (cheese, egg yolks) and zinc-containing foods (legumes, lentils, beans and nuts). Wear light cotton clothes and go for a morning walk every day.
- Do regular exercise.
- Learn and write two new words daily.

NOTE:

Revise all the topics done till date. Continuous and Comprehensive Assessments will commence from July onwards. This includes Reading, Recitation, Dictation / Spell check, Jolly Phonics, Mental Math and Tables. The detailed schedule has been shared along with the holiday's homework.





Guidelines for Completing the Holiday's Home work

- Holiday homework has to be done under the parental guidance.
- Revise the work done in the month of April and May for all subjects
- Holiday Homework worksheets have been attached herewith.
- Take coloured printouts and complete them neatly.
- It should be submitted in a decorated folder and must be labelled properly with the name, class and roll number of the child.



Homework Submission

Submit the holiday homework as per the dates given according to the Subjects

English - 06.07.26 i.e. Monday

Hindi- 08.07.26 i.e. Wednesday

Math- 10.07.26 i.e. Friday

E.v.s- Model to be brought after intimation.



ENGLISH

1) Kindly help your child make 5 flash cards of the given sound according to their Roll Number.

Flash Card Size: 30 cm × 20 cm

Roll No. 1-5 : Long "ee" sound

Roll No. 6-10 : Long "ai" sound

Roll No. 11-15 : Long "i" sound

Roll No. 16-20 : "ou" sound

Roll No. 21-25 : "oa" sound


Roll No. 26-30 : "ar" sound

Roll No. 31-34 : "ng" sound

Please make neat and colourful flash cards.



2) English Cursive Writing - MY Strokes
Complete cursive writing pages 5 to 10



3) Learn any one panchtantra tales with moral value and narrate in the class using finger/ hand puppets after vacation.



HINDI

संज्ञा फोटो फ्रेम गतिविधि 🌟

विद्यार्थी कार्डबोर्ड, आइसक्रीम स्टिक्स या किसी भी सजावटी सामग्री की सहायता से एक सुंदर फोटो फ्रेम तैयार करें।
फ्रेम के अंदर संज्ञा के विभिन्न प्रकारों जैसे व्यक्ति, स्थान, वस्तु एवं पशु से संबंधित चित्र चिपकाएँ या बनाएं तथा उनके नाम हिंदी में लिखें।
उदाहरण: लड़का, स्कूल, किताब, बिल्ली आदि।
रचनात्मकता एवं साफ-सुथरे कार्य पर विशेष ध्यान दें।

सुलेख लेखन - Do page no's 3-9,10,11,31 in a book.

बच्चे कोई एक छोटी हिंदी कहानी जैसे — शेर और चूहा, प्यासा कौआ, खरगोश और कछुआ आदि याद करें तथा ग्रीष्मावकाश के बाद कक्षा में पपेट की सहायता से सुनाएँ।

👤 वाली मुर्गी

हिंदी शब्द सजाओ गतिविधि ✨
बच्चे प्रतिदिन हिंदी समाचार पत्र, पत्रिका या कहानी की पुस्तक से विभिन्न मात्राओं वाले 10 शब्द चुनें। उन शब्दों को रंगीन पेन/स्केच पेन की सहायता से स्कैप बुक में सुंदर लिखावट में लिखें तथा उनसे संबंधित छोटे-छोटे चित्र बनाकर पेज को सजाएँ।

यह गतिविधि लगातार 20 दिनों तक करें। इससे बच्चों की भाषा, शब्दावली, सुंदर लेखन एवं रचनात्मकता का विकास होगा।



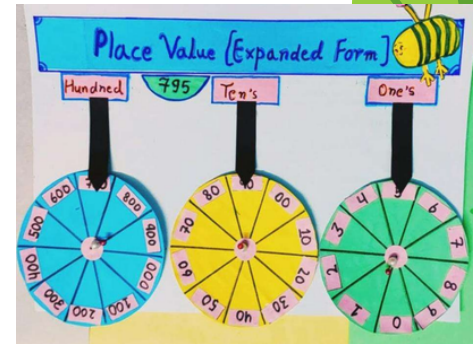
Expanded Form Wheel

- Create a working model of an "Expanded Form Wheel" using cardboard, colourful sheets, and split pins. Rotate the wheel to form different 3-digit numbers and show their expanded forms.

Example:

$$345 = 300 + 40 + 5$$

- Revise tables from 2 - 10



EVS

Homes Reflect Cultures and Climates!

"Different Homes, Different Stories – One Beautiful World"

Every home has a unique story to tell! From snowy igloos to cozy huts, people around the world build houses according to their climate, surroundings, and lifestyle. Let's discover the beauty and creativity behind different types of homes across the globe.

Students will create 3D models of different kinds of houses such as huts, apartments, bungalows, igloos, and more using materials like cardboard, clay, cotton, straws, ice cream sticks, coloured paper, and other creative items to make their models attractive and realistic.

Model should include:

- The type of house with a clear label
- The materials used to build the house
- Learn few lines about the house for presentation in the class.

Use your creativity, imagination, and artistic skills to design a wonderful model and learn how homes are adapted to different environments.



CELEBRATIONS

Environment Saviour

(World Environment Day - 5th June)

Save an empty shell of coconut for your ward's Environment Day activity.

- Cut it into half.
- Help your ward to paint the shell beautifully with poster colours.
- Fill it up with soil, sow her/his favourite seeds (soya bean/chickpea/wildflower/red chilli/garlic) into it.

Encourage your ward to water it daily and watch it grow.

- Guide her/him to give it a name.

Note- Click a picture of your ward with the plant and help her/him paste the picture in the scrap file.



Father's Day (21.06.26)

"My Dad, My Hero!"

"Best Dad" Paper Tie Craft

Students will create a colourful paper tie card using coloured sheets, crayons, sketch pens, stickers, and decorative materials.

The tie card can include:

- A sweet message for Dad
- "I Love You Dad" writing
- Small drawings or decorations
- Student's name and signature

Children will decorate their ties creatively and present them with love.



Van Mahotsav - A Celebration of Greenery 🌿

Van Mahotsav is a festival that celebrates trees, nature, and the importance of protecting our environment. Trees give us fresh air, fruits, shade, and shelter, making our Earth green and beautiful.

To celebrate this occasion, students will participate in a Poster Making and Slogan Writing Activity on the theme: "Save Trees, Save Life"

Students can use colours, drawings, and creative ideas to spread awareness about saving trees and protecting nature.

🗣️ Students will also speak a few lines on the importance of trees and caring for the environment. This activity will help children express their love for nature and inspire everyone to keep our planet green. ❤️

"Be a Tree Saver, Not a Tree Cutter!"



HAPPY
HOLIDAYS