



Ave Maria Nursery School

Session 2026-27

Summer Holidays Homework

CLASS - KG

**Golden Sun and sky so blue.
Ice cream treats and juices too.
Little learning and so much fun.
Holidays are always welcome.**

Summer vacation is the most awaited time to relax and rejuvenate. It is a wonderful opportunity to acquire new hobbies and indulge in creative activities and hence make our holidays interesting and fun.



Dear Parents

As the holidays begin we all make plans to relax and enjoy. To keep the children in touch with studies we have put together some revision work to enhance their learning skills through fun filled activities.

It is the time to bond with your child while getting involved and doing activities together to create lifetime memories.

Get close to nature



Take your child for regular morning walk to the park. This will help your ward to develop a healthy habit. Make him/her aware of the various plants, trees, flowers, leaves and birds etc.

Conversing in English

Encourage your ward to converse in English at home using short and simple sentences. For example:-

- May I go to the park.
- I am feeling hungry.

Reading is fun



Read a short bed time story as the children learn from illustrations and pictures.

Good habits and good manners



Help your child to practice good manners and healthy habits at home.
For example:-

- Wake up early in the morning.
- Respect your elders.
- Cover your nose/mouth while coughing and sneezing etc.

Helping hands



Children must learn basic life skills which will make them responsible and independent. For example: laying and clearing the dining table, folding clothes, button up their shirt, arranging the books neatly etc.

Little chefs



Cooking with your children is a great way to help them to love the food. They can assist you in making lemonade, assembling a sandwich and mixing fruits etc. This will boost their creativity and develop love for food.

Young champs



Encourage your child to play outdoor games. Engaging in sports enhances their motor skills, agility and physical development.



HOLIDAY HOMEWORK

KG

Revise all topics that have been covered during the month of April and May.

English

Rhymes: Teapot, Good Manners, Vegetables, Fruits

Letters of Alphabet: Aa- Ll

Refer to the YouTube link below for the sound of the letters.

<https://youtube.com/watch?v=wDmDWi-JaAc&feature=shared>

Hindi

Rhymes:

हाथी राजा, सेहत बनाओ, गर्मी की छुट्टिया

Number Work

Numbers 1-5: Recognition and Counting.





EVS:

Shapes and Colours



Complete the worksheets
according to the given
instructions.



Let's create some fun patterns! Trace them from left to right.




Match each whole fruit with its corresponding half.




Identify the letter and circle the correct object.


d



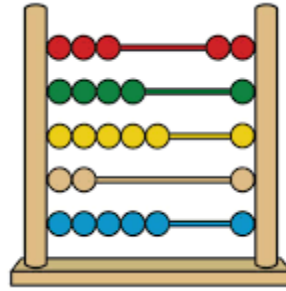
H



b



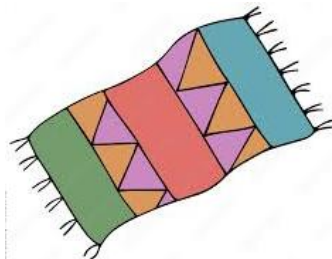
A








f



j




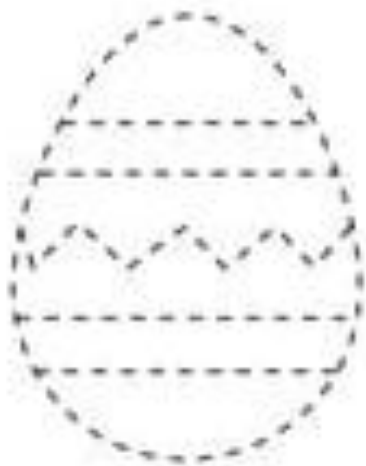
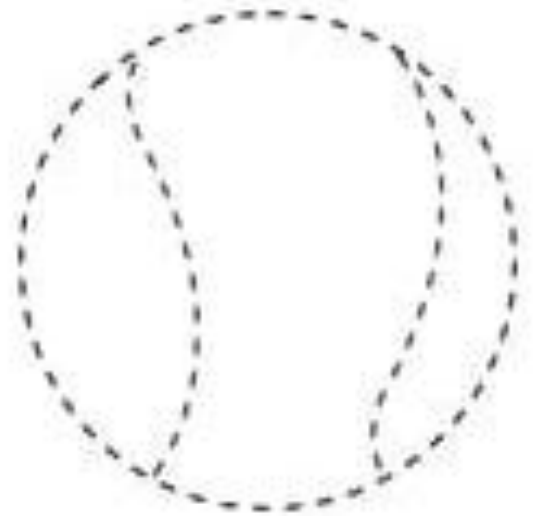
Circle the odd one out.



Dip your finger in blue watercolour and make raindrops creating the same number of finger impressions as shown in each cloud.




Trace the pictures below and colour them.



Counting Is Fun!!!


Count the objects given in each box and colour the correct number.



2 3 4




1 3 5




5 2 4



2 1 3



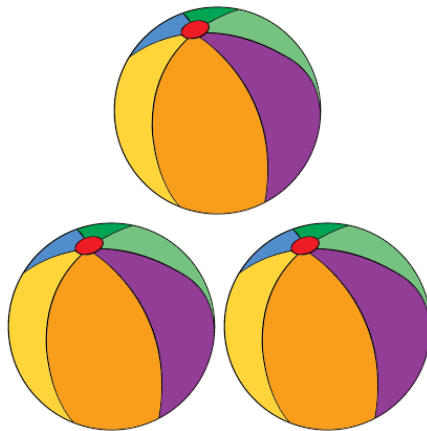
4 5 2



2 3 1



4 3 5

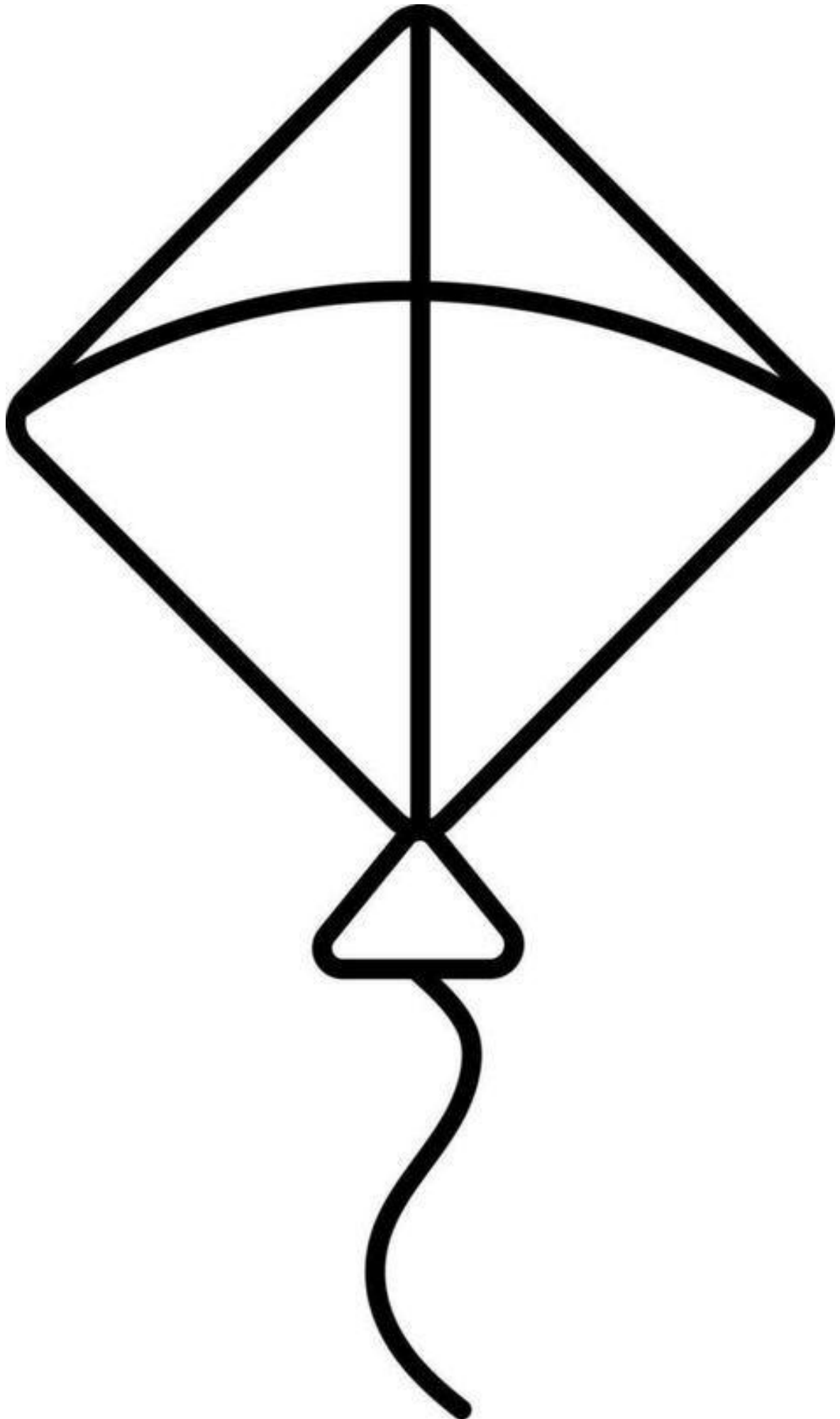


1 4 3



5 1 2

Tear different colour glaze paper and paste them on the kite.



Circle the odd one out.

e

e

e

e

c

L

L

I

L

L

b

d

d

d

d

f

j

f

f

f

H

H

H


E

H


Count the number and let your thumb grow leaves! 🌿




Look at the number on the flower and make that many leaves using your thumb by dipping it in green water colour.




Tear colourful kite paper into small pieces and decorate the vase.



Colour the picture.



Colouring is fun!!



L		

L		

T		





































T		

H

H

Start from the dot and touch the bottom line.

l one



**Wishing you all
happy
and
safe
summer holidays.**