



# ITL CANDYFLOSS

KG Summer Engagement Programme

May -June (Session 2026-27)

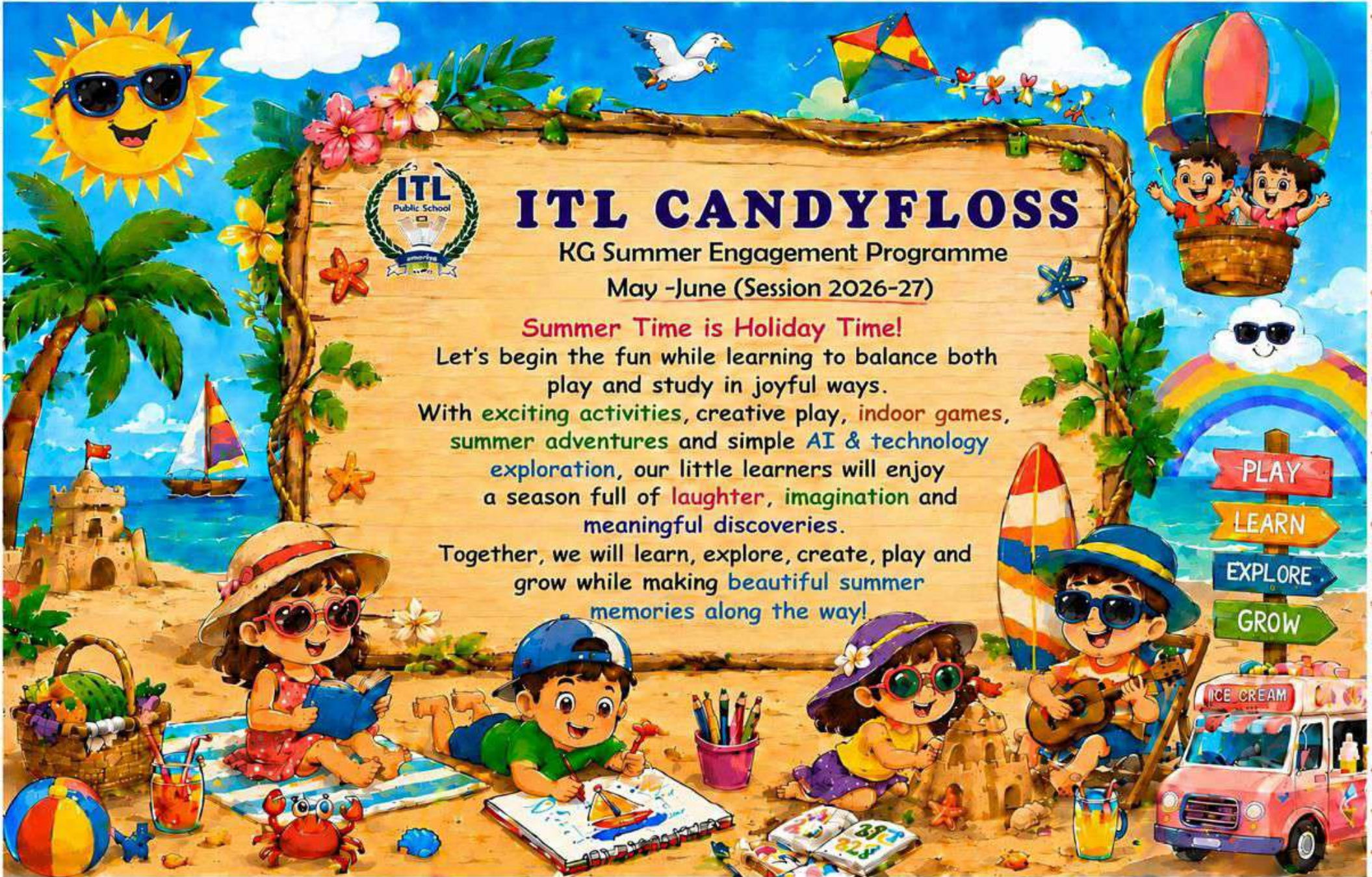
**Summer Time is Holiday Time!**

Let's begin the fun while learning to balance both play and study in joyful ways.

With exciting activities, creative play, indoor games, summer adventures and simple AI & technology exploration, our little learners will enjoy a season full of laughter, imagination and meaningful discoveries.

Together, we will learn, explore, create, play and grow while making beautiful summer memories along the way!

PLAY  
LEARN  
EXPLORE  
GROW



Dear Parents,

The Summer engagement programme has been thoughtfully planned to keep children actively engaged through fun, meaningful, and real-life learning experiences during the summer break. The activities are simple, enjoyable, and designed to support the overall development of the child in a playful and stress-free manner.

**The Summer Engagement Programme Aims To:**

- Encourage learning through play, creativity, and exploration.
- Support all domains of development — physical, cognitive, language, social, emotional, and creative growth.
- Promote family bonding through enjoyable shared activities.
- Develop independence, confidence, healthy habits, and life skills.
- Introduce basic financial literacy to help children understand the value of money and responsible habits in an age-appropriate way.
- Inculcate values like kindness, empathy, gratitude, respect, and compassion through simple everyday actions.

**Here's how you can make the most of this summer vacations:**

 **Value-Based Learning at Home:**

- Encourage children to greet elders, house help, security guards, drivers, helpers, and delivery personnel politely with a smile and respect.
- Motivate children to show kindness by offering water, tetra packs of juice, or a small pack of biscuits whenever possible. These thoughtful gestures help children become caring and empathetic individuals.
- Encourage children to use polite words like *please*, *sorry*, *thank you*, and *excuse me* in daily conversations.

---

 **Real-Life Learning & Independence:**

- Motivate your ward to help family members with simple household chores such as folding clothes, arranging toys, keeping belongings properly, or helping in the kitchen with small tasks.
  - Encourage your ward to try wearing clothes independently to inculcate habits of self-help and independence.
  - Spend at least one complete day without smartphones, television, or video games. Encourage your child to share and express feelings about the experience.
  - Enjoy at least one meal together as a family every day to strengthen bonding and communication.
-

 **Care for Nature:**

- Keep a bird feeder and a bowl of water in your balcony or courtyard for birds and encourage your child to observe and care for them regularly.

 **Gratitude Prayer Before Meals:**

Kindly encourage children to recite this prayer before meals daily:

*Thank you God for the world so sweet,  
Thank you God for the food we eat.  
Thank you God for the birds that sing,  
Thank you God for everything!*

---

 **Important Information for Holiday Homework:**

- Kindly encourage your child to complete the activities on the days assigned in the roster for better participation and routine building.
- Focus on participation and enjoyment rather than perfection.
- All activities done on A4 sheets should be neatly compiled in a handmade folder.
- The folder should be properly labelled with the child's name, class, and section.
- The completed folder must be submitted by Monday, 6th July.

---

**WEEK WISE THEME (MAY-JUNE 2026)**

Week 1	Me, My Family & My World
Week 2	Little Learners & Smart Habits
Week 3	Exploring the World Around Us
Week 4	Think - Explore - Learn
Week 5	Bright Ideas & Responsible Actions
Week 6 & 7	Smart Eating & Food Fun




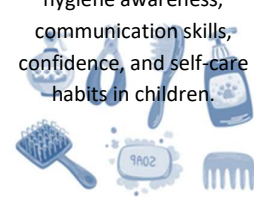

**Let this summer be filled with:**

Fun • Family Time • Learning • Creativity • Healthy Habits • Kindness • Happy Memories ✨



# CLASS - KG

## SUMMER ENGAGEMENT PROGRAMME (SESSION 2026-27)

MONDAY	TUESDAY	WEDNESDAY	THURSDAY	FRIDAY	SATURDAY	SUNDAY
25-05-26	26-05-26	27-05-26	28-05-26	29-05-26	30-05-26	31-05-26
<b>All About Me</b>	<b>Helping Hands Chart</b>	<b>Strike, Play &amp; Bond Together – Board Game (Carrom, Ludo etc.)</b>	<b>Healthy Sattu Drink Activity</b>	<b>Vegetable Market Visit</b>	<b>Grooming Kit</b>	<b>Family Stretching Time</b>
<p>Help your child create an “All About Me” chart using photographs, drawings, or cut-outs showing their favourite food, colour, toy, fruit, family members, and hobbies.</p> <p><b>Goal:</b> To encourage self-expression and confidence.</p>	<p>Encourage your child to pause during the day and think of small kind actions they can do to help others at home.</p> <p>Help your child create a simple ‘Helping Hands Chart’ by drawing or writing easy activities like watering plants, arranging toys, helping set the table, giving water to family members, or feeding pets (if any).</p> <p>Each time the child does a helpful act, they can mark or draw it on the chart with your guidance.</p> <p>Talk to your child about how helping others makes everyone happy and keeps the home a caring place.</p> <p><b>Goal:</b> To develop kindness, empathy, responsibility, and positive habits of helping others in daily life.</p>	<p>Kindly spend quality time with your child by playing carrom together as a family. Encourage the child to strike the coins carefully, take turns, and enjoy the game as a family.</p> <p>Guide the child to identify colours and count the coins during the activity.</p> <p><b>Goal :</b> To build concentration, hand-eye coordination, and family bonding.</p>	<p>Help your child prepare a healthy summer sattu drink using sattu powder, water, jaggery, and a few ice cubes. Encourage the child to mix the ingredients with a spoon and serve the drink to family members with adult supervision.</p> <p>Alongside, ask your child to name the ingredients used in the drink.</p> <p><b>Goal:</b> To promote healthy eating habits, independence, vocabulary development, and participation in simple household activities.</p>	<p>Take your child to a nearby vegetable market and encourage them to observe different fruits and vegetables carefully. Help your child identify vegetables by name, colour, shape, and size while interacting with the shopkeeper.</p> <p>Allow the child to help in selecting and buying a few vegetables and talk about which items cost more money and which cost less.</p> <p>Encourage your child to count the vegetables or carry small lightweight items during the visit.</p> <p><b>Goal:</b> To develop observation skills, vocabulary, early money concepts, communication skills, and real-life learning experiences.</p>	<p>Make a simple grooming kit using daily-use items such as a toothbrush, toothpaste, comb, hand towel, soap, shampoo, and nail cutter.</p> <p>Encourage your child to identify each item, explain its use, and speak 2–3 simple lines about how these items help us stay clean, healthy, and well-groomed.</p> <p>Kindly send the grooming kit with your child on <b>1st July</b> for the <b>Intra-Class Competition</b>. During the activity, each child will present and speak about the items in their kit. Selected presentations will be given an opportunity to perform on stage during the Special Assembly.</p> <p><b>Goal:</b> To develop personal hygiene awareness, communication skills, confidence, and self-care habits in children.</p>	<p>Encourage your child to enjoy a short stretching session with family members.</p> <p>Simple stretches like touching toes, reaching for the sky, butterfly pose, side bends, or tree pose can be done together in a fun way. You may play soft music and turn the activity into a happy family fitness routine. These movement breaks will help the child feel fresh, active, and relaxed while spending quality family time together.</p> <p><b>Goal:</b> To improve flexibility, body balance, coordination, and healthy active habits through joyful family participation.</p>
						
<b>WORKSHEET-1</b>	<b>WORKSHEET-2</b>	<b>WORKSHEET-3</b>				

01-06-26

### Creative Carry Bag Activity

Let's turn an old paper bag into a fun and useful craft activity!

Encourage your child to decorate the Paper bag (blinkit/zepto) creatively using drawings, thumb printing, stickers, colouring, cut-outs, or summer-themed designs. The child can also paste shapes, write their name, or draw smiley faces, flowers, fruits, or favourite cartoon characters on the bag. Parents may help the child reuse the bag for storing toys, crayons, or storybooks after decoration.

This activity promotes creativity, fine motor skills, imagination, and the importance of reusing everyday materials in a meaningful way.

Note: Kindly send it to school on 1st July 2026, well-labelled with the child's name and class.



<https://youtu.be/qwPWw60Hb5Q?si=LYNiGE3-elK-Snj>

02-06-26

### Earn Your Tokens

Encourage your child to earn small tokens, stars, or reward points by completing helpful tasks at home such as arranging books, helping family members, keeping their toys back in place, or cleaning up after the activities.

Appreciate their efforts and motivate them to complete their responsibilities regularly.

#### Goal:

To encourage responsibility, good habits, and helpful behavior while motivating children through positive reinforcement and rewards.



WORKSHHET-4

03-06-26

### Repair or replace?

Show your child a few broken or damaged items at home, such as broken crayons, torn books, or damaged toys. Discuss with them whether these items can be repaired or reused instead of immediately buying new ones. Encourage your child to think about ways to take care of their belongings and use them responsibly.

#### Goal:

To help children understand the importance of caring for their belongings, reducing waste, and learning simple ideas of repair and reuse.



04-06-26

### Odd One Out

Place four household objects together, out of which three belong to the same category and one is different. Ask your child to identify the odd object and explain the reason.

For example:

- Spoon, fork, plate, pencil → Pencil is the odd one out.
- Apple, banana, mango, potato → Potato is the odd one out.
- Chair, table, sofa, toothbrush → Toothbrush is the odd one out.

#### Goal:

To develop children's logical thinking, observation, and ability to identify and classify objects.



WORKSHEET-5

05-06-26

### Trees Our Best Buddies

Help your child draw a tree on the centre of an A4 sheet and paste pictures of fruits, paper, medicines, vegetables, wooden furniture, and other things we get from trees around it.

**Goal:** To help children understand the importance of trees in daily life.



06-06-26

### Piggy Bank – My Saving Jar Activity

Help your child decorate and paint an earthen (Gulak) piggy bank at home in a colourful and creative way. Encourage your child to use it daily to save small coins or notes, making saving money a fun and regular habit.

You may sit together and decide a simple time period after which the piggy bank can be opened to see the savings.

The saved money can be used to buy something useful or a small favourite item for the child, helping them understand the value of saving.

**Goal:** To develop early financial awareness, responsibility, patience, and the habit of saving money in a meaningful and joyful way.



07-06-26

### World Food Safety Day – Watermelon Experiment

Kindly remind your little one – food that is covered is food that is safe! Uncovered food invites germs and is harmful for our bodies. To take this learning further, try this simple activity together – dip a watermelon slice in water and observe. Natural watermelon leaves the water clear, while adulterated fruit turns it pink or red.

<https://youtube.com/shorts/o0vr-RlCdAM?si=dEwDOscZLn9CGnfr>



08-06-26

### Picture Observation Time

Show your child the picture attached with the roster and encourage them to talk about what they observe in the picture. You may also use pictures from newspapers, storybooks, calendars, or magazines and ask your child to discuss the activity taking place in the picture.

**Goal:** To develop vocabulary, observation, and speaking skills.



WORKSHEET -6

09-06-26

### Leaf Match Activity

Help your child collect a few different leaves.

Take leaf prints by applying colour on the leaves and printing them in a straight line on an A4 size sheet. Leave some space beside each print.

Now place all the original leaves randomly and encourage your child to look carefully at each leaf print. Ask the child to find and paste the correct leaf beside its matching print.

**Goal:** To improve observation, matching skills, and concentration.

**Goal:** To develop observation skills, concept understanding, and creativity through nature exploration.



10-06-26

### Shapes Fun with Toothpicks & Clay Balls


Start with toothpicks and encourage your child to create simple straight-line shapes using them.

Guide the child to first make basic shapes like triangle, square, and rectangle using toothpicks.

Use small clay or atta dough balls at the corners to join and support the toothpicks while forming shapes.

Children can further combine these shapes to create simple structures like a house or hut.

**Goal:** To develop fine motor skills, hand-eye coordination, and shape recognition.



11-06-26

### Brain Gym Time – Quick Thinking Fun

Give your child simple oral prompts like 'touch your head and clap', 'jump twice and turn', or 'show something red in the room'.

Ask the child to listen carefully and respond quickly with the correct action.

You can also mix actions like clapping, jumping, pointing, and touching body parts to make it more engaging.

Repeat for a few minutes daily in a playful way to keep the child active and alert.

**Goal:** To improve listening skills, attention, coordination, and quick thinking in a fun and active way.



WORKSHEET-7

12-06-26

### Word chain


Ask your child to think about things related to summer season such as lemonade, summer clothes, AC, fan, ice cream, and summer fruits.

Encourage the child to express their ideas by drawing or by pasting in the given worksheet.

Let the child talk about each item in simple words and why it is used in summer.

This will help the child connect ideas with real-life experiences.

**Goal:** To develop vocabulary, thinking skills, and concept understanding.



WORKSHEET-8


13-06-26

18-06-26

### Hopscotch (INDIGENOUS GAME)

Draw a simple hopscotch grid using chalk in the balcony, terrace, or park area and encourage your child to hop while balancing carefully.

**Goal:** To improve body balance and coordination.



14-06-26

### Refreshing Lemonade Activity

Parents are requested to help their child prepare fresh lemonade at home.

Encourage the child to squeeze lemons, add sugar, mix water, and stir the drink with supervision.

Let the child decorate the glass with a lemon slice or mint leaves.

Paste one photograph or draw a picture of the activity on an A4 size sheet.

**Goal :** To promote family bonding, life skills, and sensory learning.



15-06-26

**World Ocean Day**

Help your child create an "Ocean in a Bottle" using a plastic bottle, water, blue colour, oil, glitter, and small beads or shells.

**Goal:** To provide sensory exploration and creative learning.



**WORKSHEET-9**

16-06-26

**Price Tag Match**

Place a few objects such as an eraser, pencil, and pencil box on the table along with their suitable price tags (for example: eraser – ₹2, pencil – ₹5, pencil box – ₹100). Ask your child to observe the objects carefully and match each item with the correct price tag.

This fun activity will help children learn about money, improve their observation skills, and make learning more interactive and enjoyable.

**Goal:**

To help children learn about money, improve observation skills, and match objects with their correct prices in a fun way.



17-06-26

**Exploring The World Through Our Senses**

Collect a few simple household items such as a flower, lemon, bell, soft cloth, chocolate, or perfume. Show each item to your child one by one and encourage them to identify which sense organ helps us experience it. For example, smelling a flower with the nose, hearing a bell with the ears, tasting chocolate with the tongue, touching a soft cloth with the skin, and seeing colours with the eyes.

Encourage your child to talk about how each item feels, smells, tastes, sounds, or looks.

**Goal:** To develop sensory awareness and understanding of the five senses through real-life experiences.



**WORKSHEET-10**

18-06-26

**Memory Tray Game**

In the Memory Tray Game, place 5–6 everyday items such as a spoon, toy, pencil, or ball on a tray and allow the child to observe them for 20–30 seconds. Cover the tray with a cloth and ask, "What do you remember?" Encourage the child to name or point out the items they saw. This activity helps develop memory, attention, concentration, and language recall skills.

**Goal:**

To improve children's memory, attention, concentration, through observation skills.



**WORKSHEET-11**

19-06-26

**My Name Hanging – Letter Sequencing Activity**

Prepare small blank cards equal to the number of letters in your child's name.

Ask your child to write one letter of their name on each card, one by one, neatly and clearly. Help your child hang a long yarn or string on a wall and use cloth pegs to clip the cards in the correct order to form their name.

Encourage simple decoration of the hanging display to make it colorful and attractive.

**Goal:** To develop letter formation, sequencing skills, fine motor control, and early literacy development in a meaningful and engaging way.



**WORKSHEET-12**

20-06-26

**Board Game (INDIGENOUS GAME)**

Encourage your child to play simple family games such as Ludo, Snakes & Ladders, with siblings or parents.

**Goal:** To teach turn-taking, patience, and sportsmanship.



Board

**WORKSHEET-13**

21-06-26

**Father's Day Colour Bonding Activity**



Apply red colour on the child's hand and yellow colour on the father's hand. Ask them to rub their hands together gently and observe the new colour formed after mixing both colours – orange.

Now help them take a handprint together on a plain white T-shirt to create a special Father's Day memory.

**Goal:** To promote bonding, sensory learning, creativity, and understanding of colour mixing through a joyful family activity.

**Yoga Day**

Let the kids enjoy yoga, do poses & become Healthier, Fitter & Stronger. Click on the YouTube link & encourage your ward to perform the poses.



<https://youtu.be/ZHqk49hijYY?feature=shared>

22-06-26

**Shape House Activity**

Help your child create a simple house picture using different shapes on an A4 sheet. Use a square or rectangle for the house, a triangle for the roof, circles for the windows, and rectangles for the door. Encourage your child to colour, cut, and paste the shapes in the correct places and name each shape while making the house.

**Goal:** To develop shape recognition, fine motor skills, creativity, hand-eye coordination, and early mathematical thinking through hands-on learning.



**WORKSHEET-14**

23-06-26

**Table Etiquettes**

During meal times, encourage your child to identify crockery and cutlery items in both English and Hindi such as spoon/chammach, plate/plate, bowl/katori, and glass/glass.

Guide your child to help in laying the table by placing the plate in the centre, spoon and fork beside the plate, tissue near the plate, and glass above the plate in a simple and organised manner.

Also guide your child to practise eating neatly using a spoon and fork during meal time.

Involve your child in setting the table for one family meal during the week.

**Goal:** To develop language skills, independence, organisation skills, and table manners.

<https://www.youtube.com/watch?v=-NExMzTi6yk>



**WORKSHEET-15**

24-06-26

**Veggie Print Table Mat**

Help your child create a colourful table mat using vegetable printing with paints. You can use cut vegetables like ladyfinger, potato, lemon, or capsicum to make beautiful prints on an A3-sized sheet. Encourage your child to explore different colours and patterns and enjoy this fun creative activity together. Please write your child's name and class label neatly on the table mat.

Once the artwork is dry, kindly get the table mat laminated and send it to school so that your child can use it during meal or snack time.

**Goal:**

To enhance children's creativity, fine motor skills, and colour recognition through fun vegetable printing art.



**WORKSHEET-16**

25-06-26

**Floating and Sinking Exploration**

Fill a bucket or tub with water and provide household objects such as spoon, key, leaf, sponge, pebble, plastic lid, or small toy. Ask your child to guess whether each object will float or sink before placing it in water.

**Goal:** To develop curiosity and observation skills.



**WORKSHEET-17**

26-06-26

**Brain Gym – Brand Recognition Game**

Show your child simple and familiar child-friendly brand logos such as McDonald's, Domino's, Amul, Parle-G, Nestlé, Colgate, and Amul Butter. Ask your child to look at each logo carefully and say the name of the brand.

You may also mix a few logos and ask the child to quickly identify or point to the correct one. Appreciate the child for every correct answer to build confidence and attention skills.

**Goal:** To develop observation skills, visual memory, recognition ability, and attention through familiar real-life brand identification.



**WORKSHEET-18**

27-06-26

**Save Electricity Challenge**

Please encourage your child to act as an "Energy Detective" at home. Ask them to check whether the fans and lights are switched off whenever they leave a room.

With your guidance, help them understand that saving electricity not only conserves resources but also helps save money.

**Goal:** To help children develop responsible habits and understand the importance of saving electricity and conserving resources.



**WORKSHEET-19**

28-06-26

**World Nature Conservation Day Activity – Waste Sorting**

Mix a few safe household items like paper, leaves/vegetable peels, plastic bottle, glass jar, and aluminium foil. Ask your child to pick each item and sort it into two groups— biodegradable (items that can rot like food peels and paper) and non-biodegradable (items that do not rot like plastic, glass, and foil). Encourage the child to name each item while sorting.

**Goal:** To develop environmental awareness and understanding of waste segregation through hands-on learning.



29-06-26

**Ice Cube Treasure Hunt**

Freeze a few small toys, buttons, or colourful objects inside ice cubes. Give your child a bowl of ice cubes and let them melt the ice using warm water, spoons, or their hands to find the hidden treasures.

Encourage the child to talk about what they see, feel, and discover during the activity.

Goal: To improve sensory skills, hand coordination, observation, and curiosity through fun summer play.



30-06-26

**Back to School – Proud of My Summer Work**

Help your child collect and arrange all the completed summer holiday worksheets and activity sheets neatly in a folder.

Guide your child to pack the folder and pencil box. Also help your child keep the school uniform, socks, and shoes ready for the next school day.

Encourage your child to do these tasks independently and feel proud of their work.

**Goal:** To develop organisation skills, responsibility, neatness, and pride in completed work.



**WORKSHEET-20**



ITL CANDYFLOSS  
WORKSHEET-1

# All About Me



My name is: \_\_\_\_\_

My school name is: \_\_\_\_\_



My Birthday is on:

\_\_\_\_\_

I live at:



\_\_\_\_\_


\_\_\_\_\_


I am a:

GIRL


BOY

I am good at:

 Drawing \_\_\_\_\_

 Singing \_\_\_\_\_

 Running \_\_\_\_\_

 Dancing \_\_\_\_\_

My favorite animal is:



\_\_\_\_\_

Number of siblings I have:

0  1  2




My favorite color is:

My favorite food is:

\_\_\_\_\_

\_\_\_\_\_

My fav toy is:



\_\_\_\_\_

My friends in the class:

\_\_\_\_\_

\_\_\_\_\_






\_\_\_\_\_



ITL CANDYFLOSS  
WORKSHEET-2

# HELPING HANDS CHART

Small hands can make a BIG difference!

HELPFUL ACT	DAYS						
	MON	TUE	WED	THU	FRI	SAT	SUN
 Water the plants	☆	☆	☆	☆	☆	☆	☆
 Arrange toys	☆	☆	☆	☆	☆	☆	☆
 Help set the table	☆	☆	☆	☆	☆	☆	☆
 Give water to family members	☆	☆	☆	☆	☆	☆	☆
 Feed pets (if any)	☆	☆	☆	☆	☆	☆	☆

Every act of kindness makes our home happier!



I am a **HELPING HAND!** \_\_\_\_\_

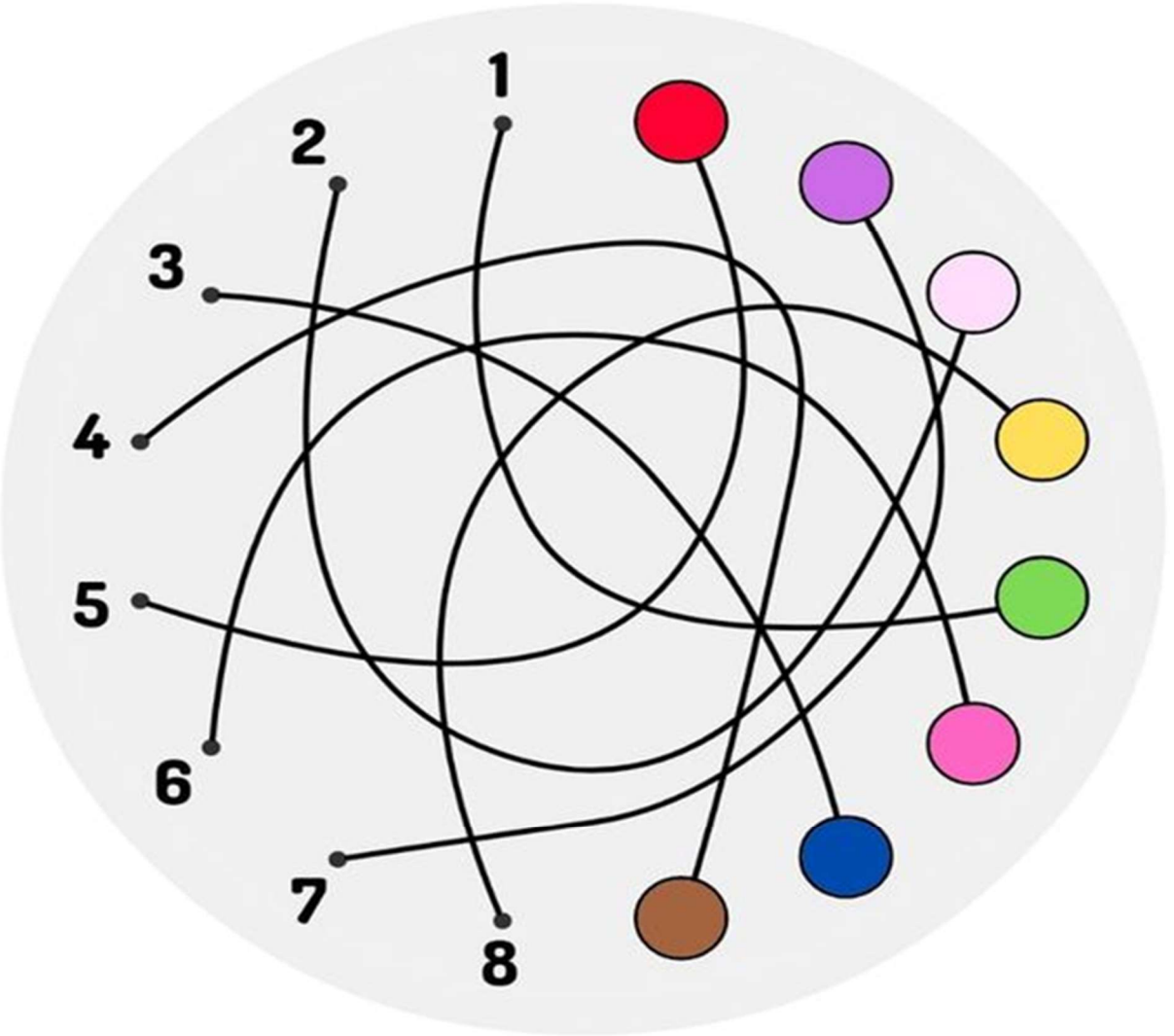
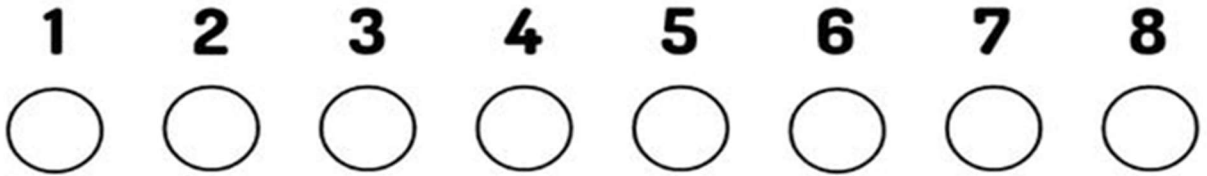


# ITL CANDYFLOSS WORKSHEET-3

Name: \_\_\_\_\_

KG: \_\_\_\_\_

Date: \_\_\_\_\_









ITL CANDYFLOSS  
WORKSHEET-4

Name: \_\_\_\_\_

KG: \_\_\_\_\_








Date: \_\_\_\_\_

## Picture pattern coding

			
1	2	3	4




















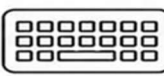
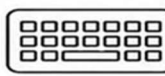
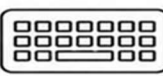
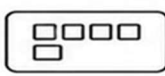
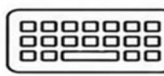
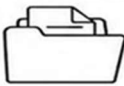
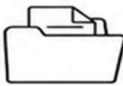

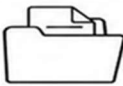
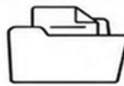








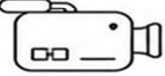






# ITL CANDYFLOSS WORKSHEET-5

Name: \_\_\_\_\_

KG: \_\_\_\_\_

Date: \_\_\_\_\_

***SPOT THE BUG (MISTAKES)!***  
**Look at each row carefully.**  
**Circle the one that is different or wrong.**

					
<b>1</b>					
<b>2</b>					
<b>3</b>					
<b>4</b>					
<b>5</b>					
<b>6</b>					
<b>7</b>					
<b>8</b>					



ITL CANDYFLOSS  
WORKSHEET-6

Name: \_\_\_\_\_

KG: \_\_\_\_\_

Date: \_\_\_\_\_

**FIND THE SILLY PICTURE!**

**Circle the things that are silly or wrong in this picture.**





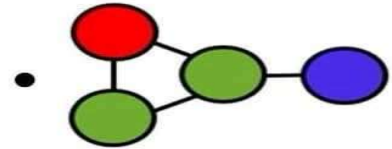
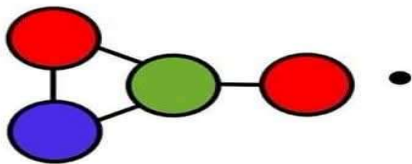
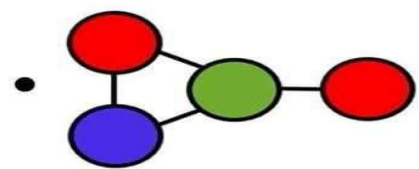
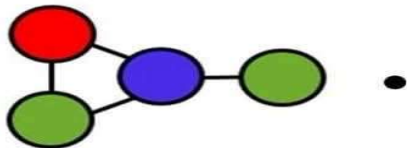
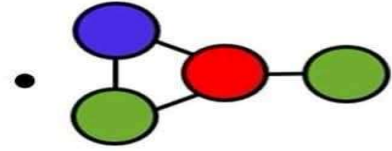
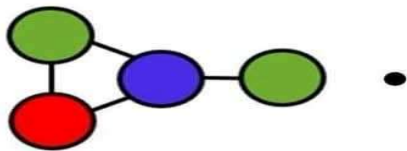
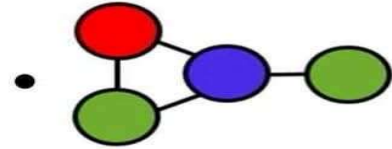
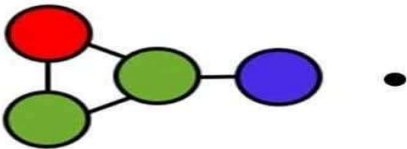
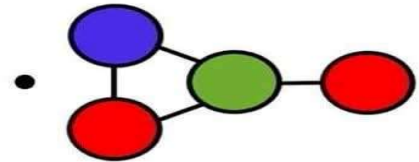
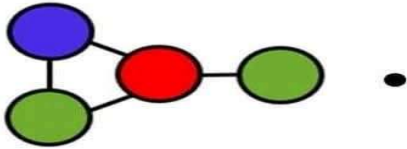
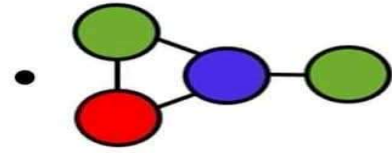
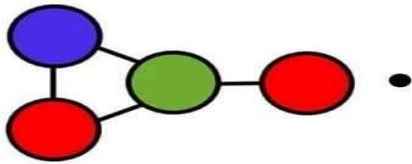
# ITL CANDYFLOSS WORKSHEET- 7

Name: \_\_\_\_\_

KG: \_\_\_\_\_

Date: \_\_\_\_\_

## ANALYZE AND MATCH





ITL CANDYFLOSS  
WORKSHEET-8

Name: \_\_\_\_\_


KG: \_\_\_\_\_

Date: \_\_\_\_\_



# Draw or Paste!

Let's create our **Summer Collection!**





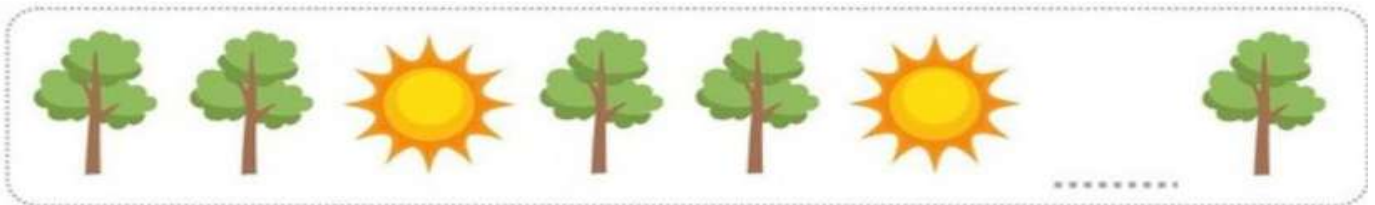

ITL CANDYFLOSS  
WORKSHEET-9

Name: \_\_\_\_\_

KG: \_\_\_\_\_

Date: \_\_\_\_\_

**Fill a sequence draw an empty item**






















ITL CANDYFLOSS  
WORKSHEET-10

Name: \_\_\_\_\_

KG: \_\_\_\_\_

Date: \_\_\_\_\_

**MATCH THE SENSES**



ITL CANDYFLOSS  
WORKSHEET-11

Name: \_\_\_\_\_

KG: \_\_\_\_\_

Date: \_\_\_\_\_

**WHAT COMES NEXT**







ITL CANDYFLOSS  
WORKSHEET-13

Name: \_\_\_\_\_

KG: \_\_\_\_\_

Date: \_\_\_\_\_



# SUMMER LOOP PATTERNS



**Directions:** Look at each row of summer items. Circle the unit (the part that repeats).  
Then write how many times it repeats.

**A**



Unit:

Repeats:

**B**



Unit:

Repeats:

**C**



Unit:

Repeats:

**D**



Unit:

Repeats:

**E**



Unit:

Repeats:

★ **Tip:** The unit is the smallest set of items that keeps repeating.





ITL CANDYFLOSS  
WORKSHEET-15

Name: \_\_\_\_\_

KG: \_\_\_\_\_

Date: \_\_\_\_\_

**I SPY JUNE**

**Find and color the circles with letters J-U-N-E**





ITL CANDYFLOSS  
WORKSHEET-16

Name: \_\_\_\_\_

KG: \_\_\_\_\_

Date: \_\_\_\_\_

# Let's match the shape codes

	•		
	•		
	•		
	•		
	•		



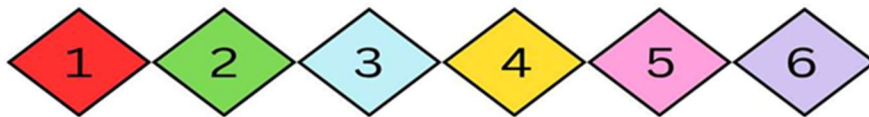
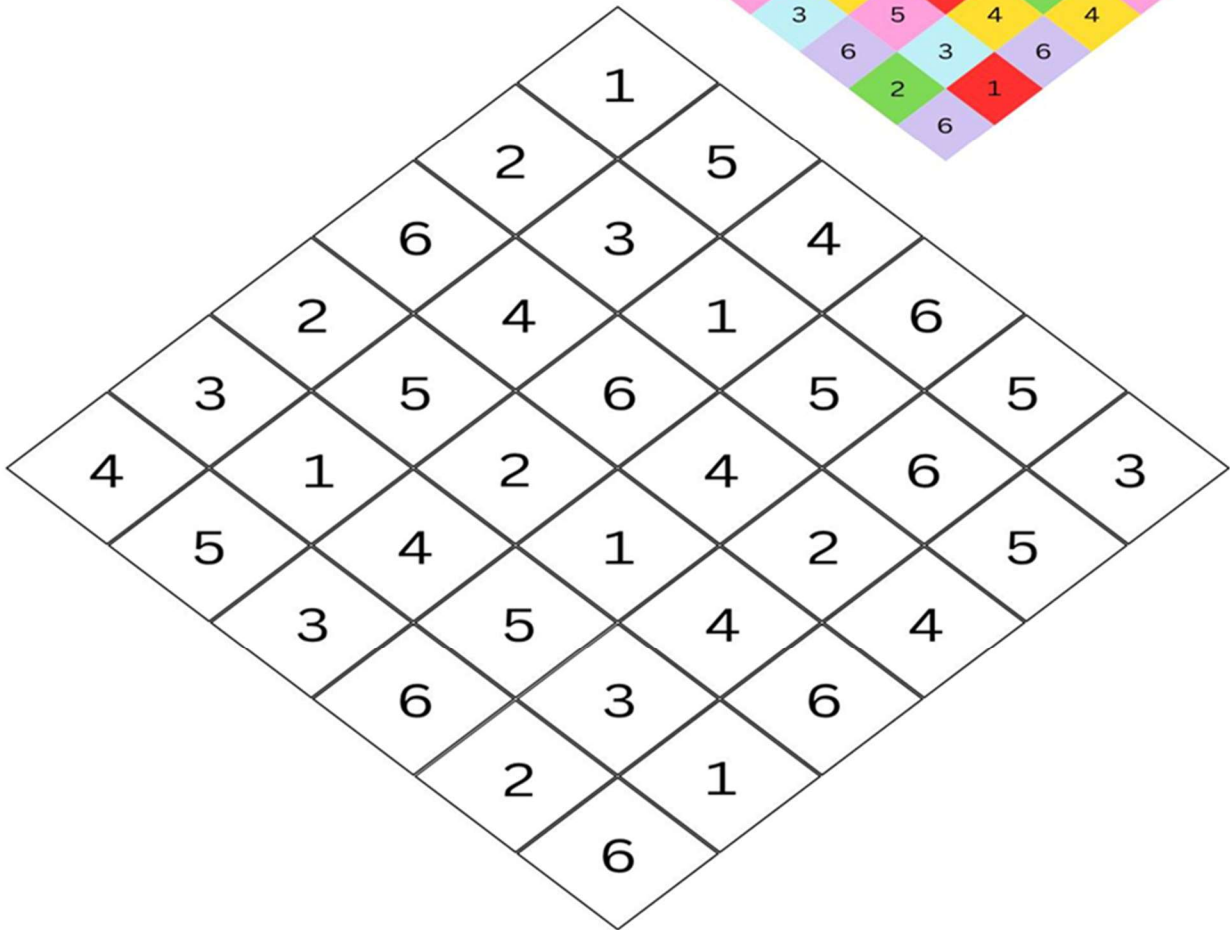
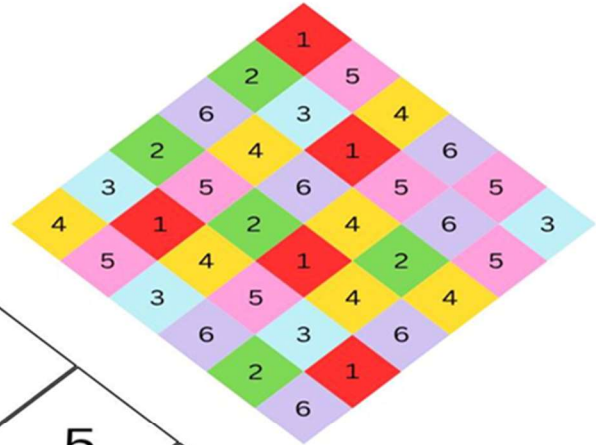
# ITL CANDYFLOSS WORKSHEET-17

Name: \_\_\_\_\_

KG: \_\_\_\_\_

Date: \_\_\_\_\_

## Color Coordination



**Instructions:** Color the shapes following the color assigned to each number.




ITL CANDYFLOSS  
WORKSHEET-18

Name: \_\_\_\_\_

KG: \_\_\_\_\_

Date: \_\_\_\_\_

Space Adventure Maze





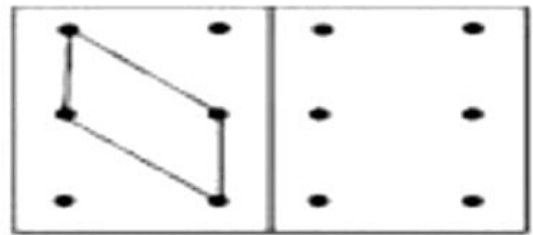
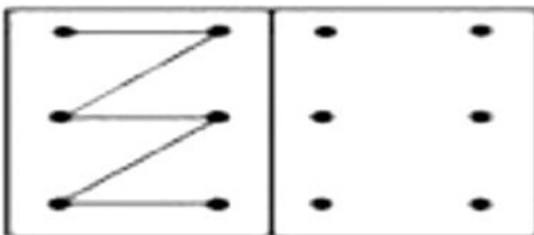
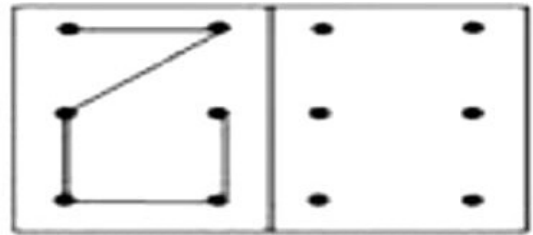
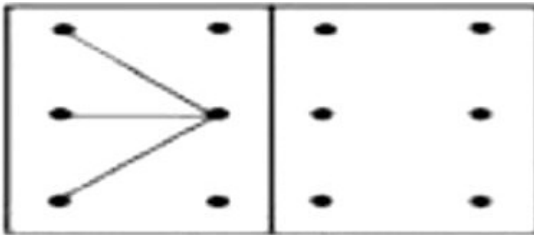
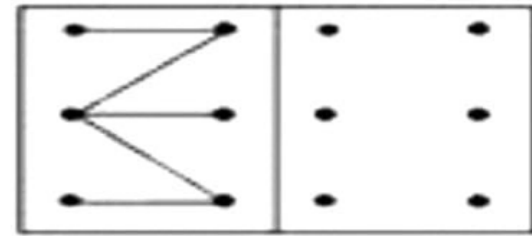
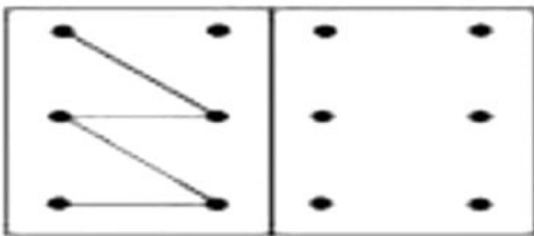
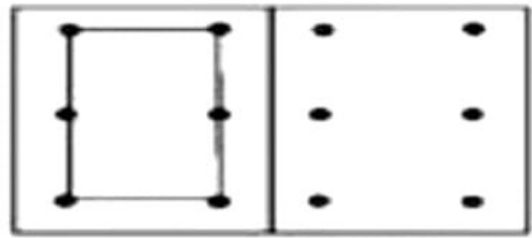
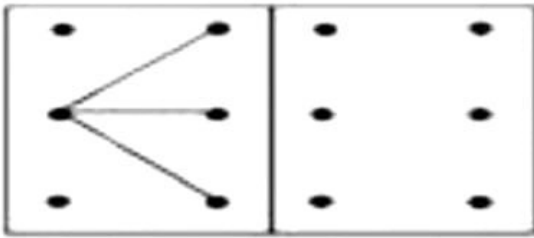
# ITL CANDYFLOSS WORKSHEET-19

Name: \_\_\_\_\_

KG: \_\_\_\_\_

Date: \_\_\_\_\_

## CONNECT THE DOTS





# ITL CANDYFLOSS WORKSHEET-20

Name: \_\_\_\_\_

KG: \_\_\_\_\_

Date: \_\_\_\_\_

## CRACK THE COLOR CODE



1	5	2	3	4



