

A.I.S.S.C.E. – 2026

Class XII

Pass Percentage: 99.2%

Highest Percentage

| Stream | Name of the Student | Total Marks | Percentage |
|-------------------|----------------------------|--------------------|-------------------|
| Humanities | 1) Nandini Bakshi | 476/500 | 95.2% |
| | 2) Sharanya Bahuguna | 470/500 | 94% |
| | 3) Chhavi Sharma | 465/500 | 93% |
| Science | 1) Hansika Bhatti | 468/500 | 93.6% |
| | 2) Devesh Haritash | 465/500 | 93% |
| | 3) Simran | 464/500 | 92.8% |
| Commerce | 1) Lal Krishna Jha | 472/500 | 94.4% |
| | 2) Atharv Galav | 450/500 | 90% |
| | 3) Kanishka Rastogi | 446/500 | 89.2% |

No. of Students

Students above 75% in Aggregate 78/126

No. of Distinctions: 126

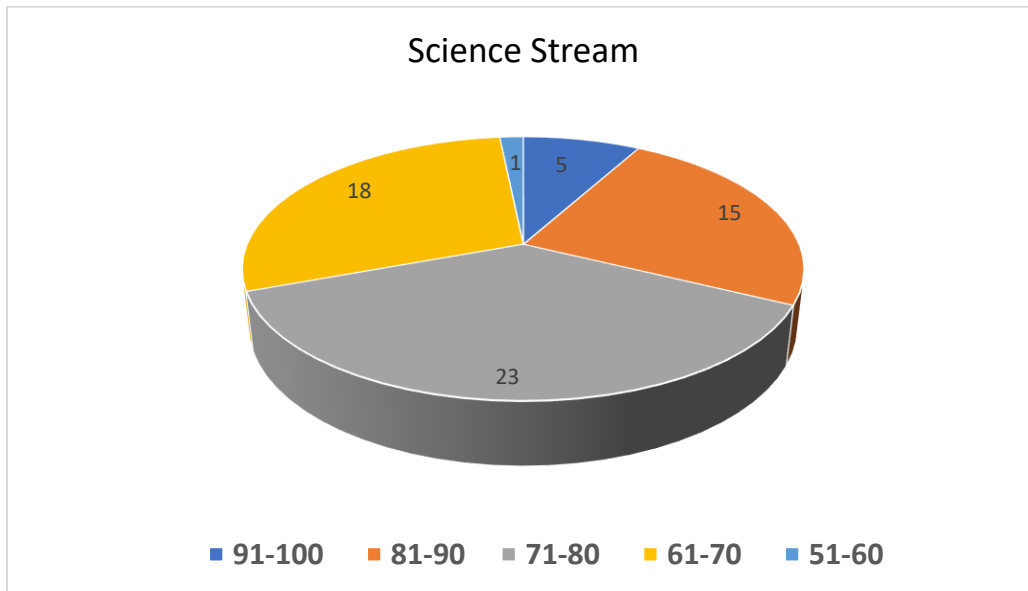
No. of Distinctions in all 5 subjects: 60

| S.No. | Subject | Highest Marks |
|-------|-----------------------|---------------|
| 1 | Psychology | 100 |
| 2 | English | 99 |
| 3 | Accountancy | 99 |
| 4 | Chemistry | 98 |
| 5 | Economics | 98 |
| 6 | Informatics Practices | 98 |
| 7 | Political Science | 97 |
| 8 | Physical Education | 97 |
| 9 | Business Studies | 97 |
| 10 | Mathematics | 97 |
| 11 | Computer Science | 96 |
| 12 | Biology | 96 |
| 13 | History | 92 |
| 14 | Painting | 99 |
| 15 | Geography | 90 |
| 16 | Physics | 90 |
| 17 | Music | 80 |
| 18 | Hindi Core | 73 |

**SCIENCE
STREAM**

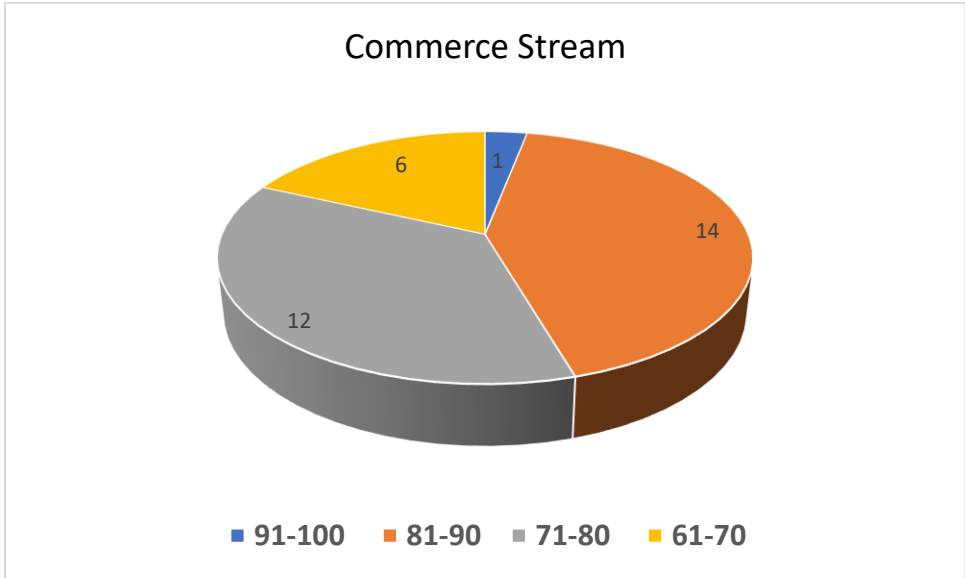
| Range (%) | No of students | % |
|-----------|----------------|------|
| 91-100 | 5 | 8.1 |
| 81-90 | 15 | 24.2 |
| 71-80 | 23 | 37.1 |
| 61-70 | 18 | 29.0 |
| 51-60 | 1 | 1.6 |

62



Commerce Stream

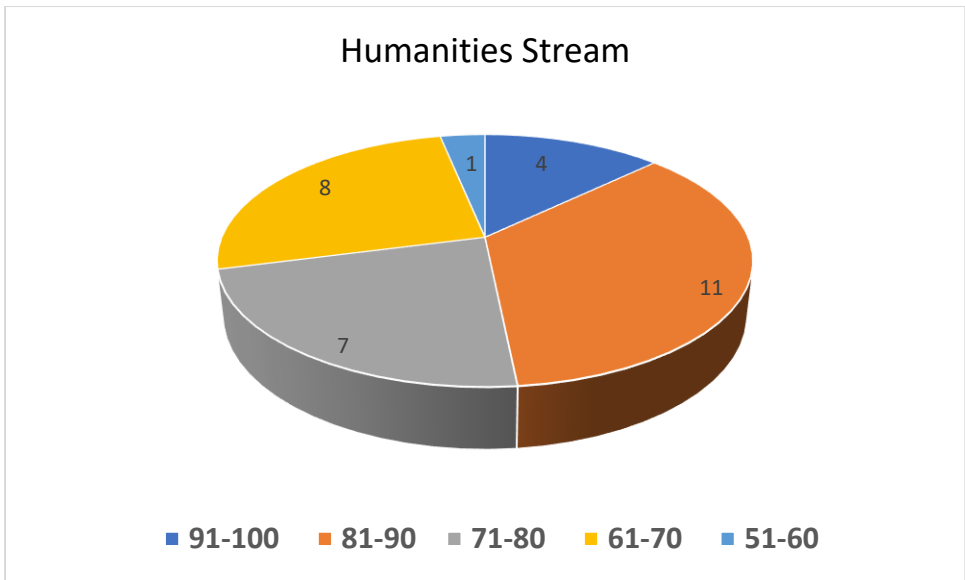
| Range(%) | No of students | % |
|----------|----------------|------|
| 91-100 | 1 | 3.0 |
| 81-90 | 14 | 42.4 |
| 71-80 | 12 | 36.4 |
| 61-70 | 6 | 18.2 |
| | 33 | |



Humanities Stream

| Range(%) | No of students | % |
|----------|----------------|------|
| 91-100 | 4 | 12.9 |
| 81-90 | 11 | 35.5 |
| 71-80 | 7 | 22.6 |
| 61-70 | 8 | 25.8 |
| 51-60 | 1 | 3.2 |

31



| S.No. | Subject | Subject Quality Index | Subject Quality % |
|--------------|-----------------------|------------------------------|--------------------------|
| 1 | English | 10988 | 87.2 |
| 2 | Informatics Practices | 518 | 86.3 |
| 3 | Physical Education | 7420 | 85.3 |
| 4 | Business Studies | 2719 | 82.4 |
| 5 | Psychology | 2368 | 81.7 |
| 6 | Geography | 724 | 80.4 |
| 7 | Computer Science | 1607 | 80.4 |
| 8 | Music | 80 | 80.0 |
| 9 | Political Science | 2613 | 79.2 |
| 10 | Economics | 3112 | 77.8 |
| 11 | Biology | 1627 | 77.5 |
| 12 | Chemistry | 4712 | 76.0 |
| 13 | Accountancy | 2458 | 74.5 |
| 14 | History | 2241 | 72.3 |
| 15 | Hindi Core | 127 | 63.5 |
| 16 | Physics | 3925 | 63.3 |
| 17 | Mathematics | 4346 | 58.7 |
| 18 | Painting | 1374 | 91.6 |