

# SADHU VASWANI

INTERNATIONAL SCHOOL FOR GIRLS

## Summer Holiday HOMEWORK

CLASS IX

SESSION 2026-2027

THEME:  
WOMEN EMPOWERMENT

“

*The future is female.  
Empowered women  
empower the world.  
Let's break barriers  
and build a better tomorrow.*

”



♥ Strong Women. Bright Future. Better World. ♥



RESPECT



EQUALITY



COURAGE



LEADERSHIP



EMPOWER

# Empowered women empower the world

The Summer Holiday Homework for Class IX has been thoughtfully designed to make learning meaningful, engaging, creative, and enriching. This year, the homework is inspired by the United Nations' International Year of the Woman Farmer (IYWF 2026) and the larger vision of Women Empowerment. Through this theme, students will explore and appreciate the invaluable contribution of women farmers and women changemakers in shaping families, communities, economies, and nations.

The theme aims to create awareness about gender equality, dignity of labour, resilience, sustainability, and the power of education and empowerment. It also aligns with the Sustainable Development Goals (SDGs), especially those related to quality education, gender equality, zero hunger, and reduced inequalities. Keeping this vision in mind, the subject teachers have carefully planned a blend of creative, skill-based, experiential, and academic tasks for all subjects. Each subject includes:

- A Creative Task to encourage imagination, innovation, artistic expression, and critical thinking.
- An Academic task comprising sample papers/ assignments/worksheets/ practice questions to strengthen conceptual understanding and prepare students for the academic session ahead.

## Instructions for Students

- Read the instructions for each subject carefully before beginning the work.
- Complete all tasks neatly and sincerely within the given time.
- Maintain proper presentation, handwriting, and organization of work.
- Use your creativity and original ideas while attempting the activities.
- Avoid copying directly from the internet or other sources.
- Submit the holiday homework on the assigned date.
- Ensure that your work reflects effort, understanding, and personal involvement.
- Practice the academic worksheets and sample papers regularly to strengthen your concepts.
- Manage your time wisely and maintain a balance between study, recreation, and relaxation during the summer break.

Dear students, summer vacations are not only a time to relax and rejuvenate but also an opportunity to discover new ideas, learn beyond textbooks, and nurture your talents. We hope that these activities will inspire you to think deeply, create joyfully, and grow into responsible, compassionate, and empowered individuals.

Wishing you a productive, creative, and joyful summer break!

Happy Learning!

## ENGLISH

Education extends beyond textbooks—it shapes perspectives, builds empathy, and nurtures responsible citizens. Aligned with the United Nations theme of “Women Farmers and Volunteers for Sustainable Development”, this holiday homework aims to highlight the invaluable yet often overlooked contributions of women in building a more sustainable and equitable world.

Please read the instructions carefully:

### **Task 1 (Creative Task – Choice Based):**

You are required to attempt any ONE of the following:

- Task 1A – Sustainable Story Scroll

OR

- Task 1B – Seed Stories: Art Meets Ecology

Your work should reflect originality, effort and neat presentation.

### **Task 2 (Mandatory):**

All students are required to attempt the Practice Paper in their English notebooks.

### **Task 1A- Sustainable Story Scroll**


#### **Task Type**

Visual Storytelling and Craft

#### **Execution**

- Create a Story Scroll (like an ancient manuscript) that tells the journey of a woman farmer or volunteer.
- Use a long sheet (or join A4 sheets) to make a scroll
- Give it an aged look (tea-staining / brown shading for effect)
- Divide it into 4–5 panels (like a comic strip) showing:
  1. Her daily work
  2. A challenge she faces
  3. A sustainable practice (e.g., saving water, organic farming)
  4. Her impact on people/environment
- Add simple drawings and short captions in each panel.
- Add a final message (60–80 words) on:
  1. Why women farmers are important
  2. Why empowering them matters
- Add a title for your scroll (e.g., “Seeds of Strength”)

Reference image:



## Task 1B- Seed Stories: Art Meets Ecology

### Task Type

Visual Narrative and Sustainable Craft


### Execution

- Create a “Living Story Frame” that tells the **story of a woman farmer or grassroots**
- Use biodegradable materials (jute, dried leaves, seeds, fabric scraps).
- Create a 3D frame or shadow box.

Include:

1. A handwritten narrative (150–200 words) imagining her daily life.
  2. At least 1 sustainability practice (e.g., rainwater harvesting, organic farming)
- Integrate local context (India-specific rural practices).

Reference image:



TASK 2: LINK OF THE SAMPLE PAPER: [https://drive.google.com/drive/folders/1g674t2SL27U-aXSH7IGWSYxeQjpM-kjB?usp=drive\\_link](https://drive.google.com/drive/folders/1g674t2SL27U-aXSH7IGWSYxeQjpM-kjB?usp=drive_link)

## MATHEMATICS

**The International Year of the Women Farmer calls for collective action and increased investments to close gender gaps, strengthen women's livelihoods and promote their leadership across agrifood value chains. By advancing gender equality and creating conditions for women and girls engaged along agrifood value chains to thrive, the year contributes to building fairer, more inclusive and sustainable agrifood systems for all.**

**Women empowerment highlights strength, equality and leadership, encouraging women to break the barriers and own their potential**

Based on the above information complete the following tasks:

### TASK 1

#### A) Math Meets Art: The Square Root Spiral Project

**Objective:** This task helps students see the square root spiral not just as a construction—but as a story of continuous growth and empowerment



**Instructions:** Start by drawing a right triangle with Base = 1 unit and Perpendicular = 1 unit. Use the hypotenuse ( $\sqrt{2}$ ) as the next base and construct another right triangle with One side =  $\sqrt{2}$  and the other side = 1 unit. Repeat this process to create triangles with lengths:  $\sqrt{3}$ ,  $\sqrt{4}$ ,  $\sqrt{5}$  ... up to  $\sqrt{10}$  or more. Join all the hypotenuses to form a square root spiral.

Turn your spiral into a meaningful artwork such as:

A **growing vine**, A **galaxy**, A **pathway**, or **journey**. Use **colors, patterns, and shading** to enhance the spiral. Interpret your spiral as a **symbol of growth and empowerment**.

**B) Objective:** To explore coordinate geometry through creative expression while reflecting on the theme of women empowerment.

**Instructions:** Draw a **Cartesian plane** neatly on a graph paper and label the axes.

Plot at least **20–30 points** using ordered pairs (x, y). Join the points to create an artistic figure that represents **women empowerment**, such as:

A girl reaching for the stars, A woman breaking chains, A raised fist, A butterfly emerging (symbol of transformation), Or any symbolic design of strength and freedom. Add colors and creative elements to make your artwork expressive.

Just like points on a graph come together to form a complete picture, every step taken by women contributes to a larger journey of empowerment, equality, and change.



**TASK 2: LINK OF THE SAMPLE PAPER:** [https://drive.google.com/drive/folders/1g674t2SL27U-aXSH7IGWSYxeQjpM-kjB?usp=drive link](https://drive.google.com/drive/folders/1g674t2SL27U-aXSH7IGWSYxeQjpM-kjB?usp=drive_link)

## SOCIAL SCIENCE

Main Topic: Women Empowerment

Link Lesson: Democracy

### **TASK 1-Introduction**

Democracy becomes stronger when every citizen has equal rights, equal opportunities, and the freedom to raise their voice. Throughout Indian history, many courageous women challenged social inequality, fought against injustice, and worked tirelessly for education, dignity, freedom, and empowerment of women. Through this holiday homework, students will explore the inspiring journeys of women who actively participated in Indian politics, social reforms, and democratic movements to ensure justice, equality, and empowerment for all.

### **TASK 1A: Flipbook on Female Indian Political Leaders & Activists**

#### ABOUT THE TASK

Create a handmade flipbook on: “Female Indian Political Leaders & Activists”

Your flipbook should include information about at least 10 women leaders and creatively present their journey, struggles, achievements, and contribution towards democracy and social change.

#### INSTRUCTIONS

Step 1: Prepare the Flipbook

- Take 10–12 thick sheets/drawing sheets
- Cut all sheets into equal size
- Arrange and bind them together using:
- Ribbon/thread/stapler/ring binding

You may give the pages a vintage/manuscript look using tea or coffee staining (optional).

Step 2: Select 10 Female Indian Political Leaders & Activists

You may choose personalities such as:

Sarojini Naidu, Indira Gandhi, Aruna Asaf Ali, Medha Patkar, Kiran Bedi

(Students may also include other personalities.)

#### EACH PAGE MUST INCLUDE

- Name of the Personality
- Time Period
- Role/Profession
- Contribution Towards Democracy & Women’s Rights
- Major Achievements
- Inspirational Quote/Slogan
- Drawing/Picture/Creative Border

**OR**

**TASK 1B: Prepare a Creative Poster: Trailblazers of Democracy: Inspiring Journeys of Women Leaders /Voices of Courage: Women Leaders Who Changed Nations**

Students will create a creative poster showing the timeline/trail of the journey of women activists and reformers like Aung San Suu Kyi, Benazir Bhutto, Ellen Johnson Sirleaf etc. who fought to establish, protect, or restore democracy in their countries. Include important events, slogans, achievements, and illustrations.

**Presentation Guidelines**

- Use A3 size sheet
- Keep the poster creative and informative
- Highlight important points with colours
- Avoid overcrowding the poster

**TASK 2: LINK OF THE SAMPLE PAPER:** [https://drive.google.com/drive/folders/1g674t2SL27U-aXSH7IGWSYxeQjpM-kjB?usp=drive\\_link](https://drive.google.com/drive/folders/1g674t2SL27U-aXSH7IGWSYxeQjpM-kjB?usp=drive_link)

## SCIENCE

The United Nations declared 2026 as the **International Year of the Woman Farmer (IYWF 2026)**. The Year emphasizes the critical role of women in agriculture and food systems. The Task 1 of the holiday homework recognizes the collective role of women in advancing sustainable agriculture through scientific farming practices. The task also highlights their leadership in designing and implementing smart home energy innovations.

The Holiday Homework consists of two parts:

- **Task 1:** The task requires a model to be prepared. There is a choice in this task. You can select either Task 1A or Task 1B.
- **Task 2:** It comprises of a practice sample paper to be submitted on A 4 sheets.

### TASK 1A.

#### Women Farmers in Agricultural Science

**In this task, a model must be prepared on the topic of Sustainable Agriculture.**

Women in agriculture can bring transformative change to farming systems by combining traditional knowledge with modern science. Prepare a model/prototype which demonstrates how women farmers use **Sustainable Techniques** blending traditional practices with scientific innovation.

#### Step-by-Step Guide: From Research to Building a model/prototype of Sustainable Agriculture

**Step 1: Define Your Focus-** Select the specific aspect of sustainable agriculture you wish to focus on for building the model. Some of the sustainable agricultural practices include composting, vermiculture, use of bio-pesticides, organic farming and water -efficient irrigation.

#### Step 2: What to research

Research on techniques like composting, vermiculture, bio-pesticides, hydroponics etc.


The links which can be used for research are:

[Urban Farming](#)

[What is Organic Farming? Cultivation Map in India | CEEW Report](#)

#### Step 3: Designing a model/prototype

After researching the topic, design a model farm or urban garden highlighting sustainable agricultural practices. Use A3 posters in support of your project. Refer to the image below for guidance while building the model, and please feel free to apply your own ideas.



OR

### TASK 1B

In this task, a model has to be prepared on the topic of Smart Home Energy Management Systems (SHEMS)

Women are increasingly shaping the future of **Smart Home Energy Management Systems (SHEMS)** combining technology, sustainability, and household innovation.

Step-by-Step Guide: From Research to Building a model/prototype on Smart Home Energy Management System (SHEMS)

#### **Step 1: Define Your Focus**

You can take any one of the following topics for preparing the model:

- Smart devices.
- Optimizing energy consumption,
- Sustainable living.

#### Step 2: What to research

Research on techniques like Smart Home Energy Management Systems (SHEMS), smart devices, energy saving methods etc.

The links which can be used for research are:

<https://www.iotforall.com/5-ways-to-reduce-your-energy-bill-using-smart-iot-devices>

<https://www.security.org/home-automation/>

#### Step 3: Designing a model/prototype

After conducting research on the topic, create a model of sustainable home designed to save energy. Use A3 posters in support of your project.

The Video link which can be used for research:

<https://www.youtube.com/watch?v=q-8OsZGlcGQ>

TASK 2- For Task 2, complete the practice sample paper and submit it on A4 sheets, organized neatly in a folder. [https://drive.google.com/drive/folders/1g674t2SL27U-aXSH7IGWSYxeQjpM-kjB?usp=drive\\_link](https://drive.google.com/drive/folders/1g674t2SL27U-aXSH7IGWSYxeQjpM-kjB?usp=drive_link)

## FRENCH

**Introduction:** In the professional and social world, the glass ceiling is an invisible barrier that prevents women from reaching the highest levels of responsibility. Whether it is a female CEO in Paris or a woman farmer leading a cooperative in Senegal, the struggle for autonomy is the same. Now, it is your turn to speak up!

**TASK-1** Compose a poem on “I am She” of three stanzas in French language. Your poem must tell the story of the journey from shadow to light, and from vulnerabilities to victory of a women. Present your poem on size A-4. Support it with catchy illustrations.

**TASK 2-** Attempt the Sample Paper uploaded in google drive link shared below. Do Worksheet-1 & 2 and revise the conjugations of regular and irregular verbs in Present and Past Tense.

LINK OF THE SAMPLE PAPER: [https://drive.google.com/drive/folders/1g674t2SL27U-aXSH7IGWSYxeQjpM-kjB?usp=drive\\_link](https://drive.google.com/drive/folders/1g674t2SL27U-aXSH7IGWSYxeQjpM-kjB?usp=drive_link)

## SPANISH

### INTRODUCCIÓN

El empoderamiento de la mujer es un tema importante en todo el mundo. A través de este proyecto, los estudiantes explorarán el papel de las mujeres en sus vidas, en la historia y en la sociedad actual. También desarrollarán habilidades en el idioma español mediante la investigación, la escritura, la expresión oral y el pensamiento crítico.

### INTRODUCTION

Women's empowerment is an important issue around the world. Through this project, students will explore the role of women in their own lives, in history, and today. They will also develop their Spanish language skills by engaging in research, writing, speaking, and critical thinking activities.

### TAREA 1: Do one of the following.

**Note: Do the project work in Spanish Language.**

**A.** Mark all the Spanish-speaking countries of the world on map. Identify one famous and *empowered woman* from 10 countries. Paste pictures and write the following information about each woman:

- Name
- Country
- Achievements

Presentation format: Make a collage on an A3 size sheet.

OR

### **B.** "Equality for all"

Imagine that you are a social activist and part of a social campaign that promotes *women's rights, respect, education*, and especially *women's empowerment*. Create a poster for this campaign.

- a. Slogans in Spanish stating the problem and solution.
- b. Include pictures or drawings

**Presentation format:** Make a poster on an A3 size sheet.

### **TASK 2- LINK OF THE SAMPLE PAPER & WORKSHEET:**

[https://drive.google.com/drive/folders/1g674t2SL27U-aXSH7IGWSYxeQjpM-kjB?usp=drive\\_link](https://drive.google.com/drive/folders/1g674t2SL27U-aXSH7IGWSYxeQjpM-kjB?usp=drive_link)

## INFORMATION TECHNOLOGY

Create an Infographic, Comic Strip, Video, or Audio Podcast on the theme “**The Power of Educating Girls.**” Collaborate with a family member or female friend to creatively present ideas that highlight the importance of girls’ education, empowerment, confidence, leadership, and equal opportunities in society.

**Note:** Share your project’s original file and published output on the email ID given below with your name, class, and section in the subject line: [class9assignments@svsgdelhi.com](mailto:class9assignments@svsgdelhi.com)

## KAUSHAL VIKAS

Design a colorful Comic Strip, Flipbook, or Newsletter showcasing how AI technology can empower women farmers by helping them identify plant diseases, improve crop management, increase productivity, and support sustainable farming practices. The project should highlight the important role of women in modern agriculture and how technology can support their knowledge, independence, and economic growth.

## HOME SCIENCE

### TASK 1: Fields of Empowerment" Interactive Chart

#### INTRODUCTION:

This task explores the interdisciplinary nature of Home Science. It demonstrates how the five core fields of the subject empower women farmers to improve their professional skills and family well-being.

#### *INSTRUCTIONS: What to Do*

- **Central Visual:** Place an image or drawing of a woman farmer in the center of a chart to represent the UN theme.
- **The Five Branches:** Create five sections around the figure, one for each field of Home Science:
  1. **Foods and Nutrition:** Show how she manages **nutritional status** and **balanced diets** using her crops.
  2. **Human Development:** Illustrate her monitoring **age-specific milestones** (physical, social, cognitive) for her children.
  3. **Resource Management:** Highlight her **judicious management** of time, energy, and money.
  4. **Fabric and Apparel Sciences:** Display her knowledge of **natural fibres** (cotton, jute) for durable workwear or small-scale textile production.
  5. **Community Development:** Show her using **communication skills** for community advocacy and knowledge sharing.
- **Modern Integration:** Add a section on **recent trends**, specifically **entrepreneurship** and developing **sustainable products** from farm resources.

#### GENERAL GUIDELINES:

- **Academic Alignment:** Clearly connect each field of Home Science with the life and work of a woman farmer to show the interdisciplinary nature of the subject.
- **Visual Hierarchy:** Place a woman farmer at the centre and arrange the five fields of Home Science around her in a neat, flowchart-style format.
- **Aesthetic & Durability:** Use a sturdy mounting board/chart paper and include simple 3D elements like cotton, jute, fabric pieces, or crop samples.
- **Professional Presentation:** Use bold headings, neat labels, and readable fonts suitable for lab or classroom display.
- **Empowerment Focus:** Highlight how Home Science knowledge supports women empowerment, entrepreneurship, sustainable products, and self-employment opportunities.

#### TASK 2: LINK OF THE SAMPLE PAPER:

[https://drive.google.com/drive/folders/1g674t2SL27U-aXSH7IGWSYxeQjpM-kjB?usp=drive\\_link](https://drive.google.com/drive/folders/1g674t2SL27U-aXSH7IGWSYxeQjpM-kjB?usp=drive_link)

## PAINTING

### **TASK 1**

Theme: Women Empowerment Through Creative Art Expression

1. Poster Making by using painting as medium like water colour poster colours or acrylic colours.
2. Comic Strip by using painting as medium like water colour poster colours or acrylic colours.

Students are required to create one Poster Making and one Comic Strip on A3 size sheets based on the theme “Women Empowerment.” The artworks may creatively represent social awareness, equality, education, courage, leadership, or empowerment of women through visual storytelling and creative composition.

Students should focus on originality, neatness, human expressions, colouring, lettering, composition, and effective presentation of ideas while using suitable artistic techniques and mediums.

**TASK 2:** LINK OF THE PRACTICE PAPER: [https://drive.google.com/drive/folders/1g674t2SL27U-aXSH7IGWSYxeQjpM-kjB?usp=drive\\_link](https://drive.google.com/drive/folders/1g674t2SL27U-aXSH7IGWSYxeQjpM-kjB?usp=drive_link)

## HINDI

Class : IX

Main Topic : स्त्री शक्ति से कृषि समानता में प्रगति

Term : प्रथम

Session : 2026 – 2027

Subject	Chapter / Topic	Skill	H.H.W given in brief : कृषि में महिलाओं की भूमिका एवं समानता क्यों आवश्यक है - विषय के आधार पर निर्देशानुसार कार्य कीजिए ।
हिंदी	दो बैलों की कथा	* सृजनात्मकता - कल्पनात्मकता * प्रस्तुतीकरण ( कलात्मकता , सौंदर्यबोध ) * भाषिक - निपुणता ( स्तर , शुद्धता , सटीकता) * विषय का सम्यक ज्ञान * जीवन मूल्य ( भाईचारा, एकता)	कार्य 1 (क) 'एक मुलाकात : महिला किसान एवं हीरा - मोती बैलों के साथ ।' बैलों की कर्मठता एवं कृषि जागरूकता के संवाद को दर्शाते हुए एक चित्र कथा का निर्माण कीजिए । ( ए - 3 आकार की शीट पर)  अथवा  कार्य 1 (ख) "रसायन कम करो एवं जैविक खेती अपनाओ" - भूमि देवी के इस संदेश को आधार बनाकर एक चित्र कथा का निर्माण कीजिए । ( ए - 3 आकार की शीट पर )  कार्य 2 विषयानुसार दिया गया अभ्यास - पत्र उत्तर पुस्तिका में पूर्ण कीजिए ।

**TASK 2:** LINK OF THE PRACTICE PAPER: [https://drive.google.com/drive/folders/1g674t2SL27U-aXSH7IGWSYxeQjpM-kjB?usp=drive\\_link](https://drive.google.com/drive/folders/1g674t2SL27U-aXSH7IGWSYxeQjpM-kjB?usp=drive_link)

## SINDHI

Class : IX

Main Topic : औरतुनि जो शक्तीअ सां खेतीअ में विकास

Term : प्रथम

Session : 2026 – 27

Subject	Chapter / Topic	Skill	H.H.W given in brief : खेतीअ जे वाधारे में औरतुनि जी बराबर जो भागीदारी हुजुण घुरिजे   हिन विषय जे आधार ते आदेश मूजिबु कमु कयो
सिंधी	गुल ऐं पखीबड़ा	<ul style="list-style-type: none"><li>* सृजनात्मकता - कल्पनात्मकता</li><li>* प्रस्तुतीकरण (कलात्मकता , सौंदर्यबोध)</li><li>* भाषिक - निपुणता (स्तर, शुद्धता सटीकता )</li><li>* विषय का सम्यक ज्ञान</li><li>* जीवन मूल्य (प्रकृति एवं संस्कृति का संरक्षण)</li></ul>	<p><b>वर्ग-1.</b> नारी किसान शक्तीअ जी मिसाल बणी आहे, खेतनि में समानता जी शान बणी आहे   नारी किसान जे परिवार खे चित्र सुमत डेखारीन्दे खेतीअ सां वाबस्तो रखन्दइ सिंधी गीत पोस्टर ते (A-4) लिखी पेश कयो  </p> <p style="text-align: center;"><b>अथवा</b></p> <p>नारी किसान खेतनि में मेहनत कन्दे, मुश्कन्दे अन्नु धनु डिए थी   हुन खे सम्मानु डीन्दे चित्र सुमत कोलाज (A-4) ते हिक कहाणी लिखी पेश कयो  </p> <p><b>वर्ग-2.</b> पंहिजे विषय जो डिनल पेपर सुहिणे नमूने पूरो कयो  </p>

**TASK 2:** LINK OF THE PRACTICE PAPER: [https://drive.google.com/drive/folders/1g674t2SL27U-aXSH7IGWSYxeQjpM-kjB?usp=drive\\_link](https://drive.google.com/drive/folders/1g674t2SL27U-aXSH7IGWSYxeQjpM-kjB?usp=drive_link)

## SANSKRIT

Class : IX

Main Topic : स्त्रीशक्त्या कृषिः, समतया प्रगति

Term : प्रथम

Session : 2026 – 2027

Subject	Chapter / Topic	Skill	H.H.W given in brief : कृषि में महिलाओं की भूमिका और समानता क्यों आवश्यक है:- विषय के आधार पर निर्देशानुसार कार्य कीजिए।
संस्कृत	सुखस्य मूलं धर्मः धर्मस्य मूलम् अर्थः	* सृजनात्मकता – कल्पनात्मकता * प्रस्तुतीकरण ( कलात्मकता , सौंदर्यबोध ) * भाषिक – निपुणता (स्तर , शुद्धता सटीकता ) * विषय का सम्यक ज्ञान * जीवन मूल्य ( भाईचारा, एकता )	<b>वर्ग 1.</b> (क) महिलाएँ खेती में कैसे योगदान देती हैं ,खेती करती महिला के कार्यको दर्शाते हुए पोस्टर बनाए तथा एक नारा भी लिखें। (ए-3 आकार के कागज पर) अथवा (ख) खेत में काम करती महिलाएँ ,परिवार के सभी सदस्य द्वारा किए जा रहे कृषि के विभिन्न आयामों को दिखते हुए एक आवरण पृष्ठ बनाइए तथा उसे एक आकर्षक –सा शीर्षक भी दीजिए। (ए-3 आकार के कागज पर) <b>वर्ग 2.</b> कक्षा समूह में भेजे गए पत्र लेखन ,अनुवाद एवं प्रतिदर्श प्रश्न पत्र को उत्तर पुस्तिका में पूरा करें।

**TASK 2:** LINK OF THE PRACTICE PAPER: [https://drive.google.com/drive/folders/1g674t2SL27U-aXSH7IGWSYxeQjpM-kjB?usp=drive\\_link](https://drive.google.com/drive/folders/1g674t2SL27U-aXSH7IGWSYxeQjpM-kjB?usp=drive_link)