

SUMMER HOLIDAY HOMEWORK (2026-27)

CLASS- VIII

THEME: WOMEN EMPOWERMENT

SADHU VASWANI

INTERNATIONAL SCHOOL FOR GIRLS

Summer Holiday
HOMEWORK

CLASS 8th

SESSION 2026-2027

THEME:

WOMEN EMPOWERMENT

“
Empowered women
empower the world.
When she believes in herself,
there are no limits to
what she can achieve.
”

Strong Women. Bright Future. Better World.

INSPIRE ♥ SUPPORT ♥ EMPOWER

This year's holiday homework is based on the themes **Women Empowerment and the United Nations Theme – International Year of Women Farmers**. The activities and assignments included in this work are specially designed to help students understand the importance of women in building strong families, communities, and nations. Women farmers play a significant role in feeding the world, protecting natural resources, and contributing to the economy, yet their efforts often go unrecognized. Through this holiday homework, students will learn to appreciate the dedication, hard work, courage, and leadership shown by women in every field, especially in agriculture.

The purpose of holiday homework is not only to revise academic concepts during vacations but also to encourage children to think creatively, develop independent learning habits, and become more socially aware and responsible individuals. By working on these meaningful themes, students will improve their knowledge, creativity, communication skills, and understanding of equality, respect, and sustainability. This homework will inspire children to value the contribution of women farmers and understand how empowering women leads to the progress of families, society, and the nation. It is an opportunity for students to learn beyond textbooks and become thoughtful citizens who care about creating a fair, inclusive, and better future for everyone.

General Instructions:

1. Maintain a separate holiday homework file/folder for all subjects.
2. Write your name, class, section, and roll number clearly on the cover page.
3. All written work should be done neatly in good handwriting.
4. Use creative presentation techniques such as drawings, borders, pictures, charts, or colourful headings wherever required.
5. Students must complete **any ONE option (A or B) from Task 1** as mentioned in the subject homework.
6. **Task 2 is compulsory for all subjects.** Students must solve the given practice papers carefully as they will help in future examinations and revision.
7. Students must also complete the holiday homework of their selected **Third Language** subject — **French / Spanish / Sanskrit**.
8. Complete all work independently and avoid copying from others or the internet.
9. Submit the holiday homework on time after the vacations.
10. Keep your work clean, well-organized, and properly labelled subject-wise.
11. Read books, help your parents at home, and spend some time learning life skills during the holidays.

ENGLISH

Task 1:

(A) Activity: Advertisement Making

- Create a handmade newspaper-style advertisement on the theme Women Empowerment.

Instructions: Your advertisement must include:

- A suitable title
- A catchy slogan
- A short message to society.

- Women safety helpline numbers (Example: 181, 1091, 112, etc.)
- A neat hand-drawn picture/illustration related to the theme.
- Proper layout with headings, borders, and boxes like a real newspaper advertisement.

OR

(B) Activity Title: ‘Pen Power!’ – Fact File on a Famous Woman Author

- Prepare a Fact File on any one famous woman author.

Content to Include:

- Full Name
- Date and Place of Birth
- Famous Books/Writings
- Writing Style / Genre
- Achievements and Awards
- Contribution to society/literature
- One famous quote or message
- Why you admire her

Instructions:

- Make it on an A3 sheet.
- Add a picture/drawing of the author.
- Use headings, colours, and neat presentation.

हिंदी

कार्य 1 (क) ‘मेरी खेत नायिका’ विषय पर किसी एक प्रसिद्ध महिला किसान का चित्र चिपकाकर उनका जीवन परिचय प्रस्तुत कीजिए | (ए - 3 आकार की शीट पर)

अथवा

कार्य 1 (ख) कृषि के विकास में महिलाओं के योगदान को दर्शाते हुए एक स्वरचित कविता का निर्माण कीजिए | (ए - 3 आकार की शीट पर)

MATHEMATICS

TASK 1

PART (A) : Tribal rangoli is a traditional art form created by women in earlier times, especially in forest areas, reflecting their daily life and contribution to their families. Draw a tribal-style rangoli on an A4 sheet showing the life and role of tribal women. At the end, briefly mention any mathematical idea seen in your design (such as pattern, counting, or repetition) and write 3 lines explaining how your rangoli shows women empowerment.

OR

PART (B) : Design an activity titled “Dream Space for Women” on A3 sheet . It should include layout (approximately 15 × 15 cm) of a dream space such as a learning centre, park, or workplace for women

using three or more different shapes such as rectangle, square, and triangle. Clearly mark the dimensions of each shape (for example length, breadth, base, height in cm). Calculate the perimeter and area of at least two shapes used. Colour the design neatly and label all parts. At the bottom, write 3 lines explaining how such spaces support women empowerment. Add a short message such as, "Safe spaces create strong voices."

Dream Space for Women

A learning and wellness centre where every woman can learn, grow, relax and achieve her dreams.

1. LEARNING CENTRE (Rectangle)

Length (l) = 6 cm
 Breadth (b) = 4 cm
 Perimeter = $2(l + b)$
 $= 2(6 + 4)$
 $= 2 \times 10$
 $= 20 \text{ cm}$
 Area = $l \times b$
 $= 6 \times 4$
 $= 24 \text{ cm}^2$

2. SKILL DEVELOPMENT HUB (Triangle)

Base (b) = 6 cm
 Height (h) = 4 cm
 Perimeter = $5 + 5 + 6$
 $= 16 \text{ cm}$
 Area = $\frac{1}{2} \times b \times h$
 $= \frac{1}{2} \times 6 \times 4$
 $= 12 \text{ cm}^2$

LEGEND (Shapes Used)

= Rectangle
 = Square
 = Triangle
 = Circle

How this space empowers women:

- It provides opportunities for learning, skill development and career growth.
- It offers a safe and supportive environment for women to connect and share ideas.
- It promotes physical and mental well-being through peaceful and green surroundings.

Safe spaces create strong voices. ♥

SCIENCE

TASK 1

Instructions:

Choose Any ONE Task (A or B).

Task 1 (A): "Women in Science Timeline Project"

Create a visual timeline on **chart paper** highlighting the life and achievements of **any one** female scientist.

Size & Orientation:

- Use an **A3 Sheet or Half Chart Paper**
- Orientation should be **Vertical (Portrait Style)**

Materials Required: Chart paper, coloured sheets, sketch pens, ruler, glue, scissors, printed pictures, decorative material and labels.

What to Do

Choose one woman scientist.

Mark 4–5 important milestones (birth, education, discovery, awards).

Write a short explanation of her scientific work.

Add the science concept behind her discovery.

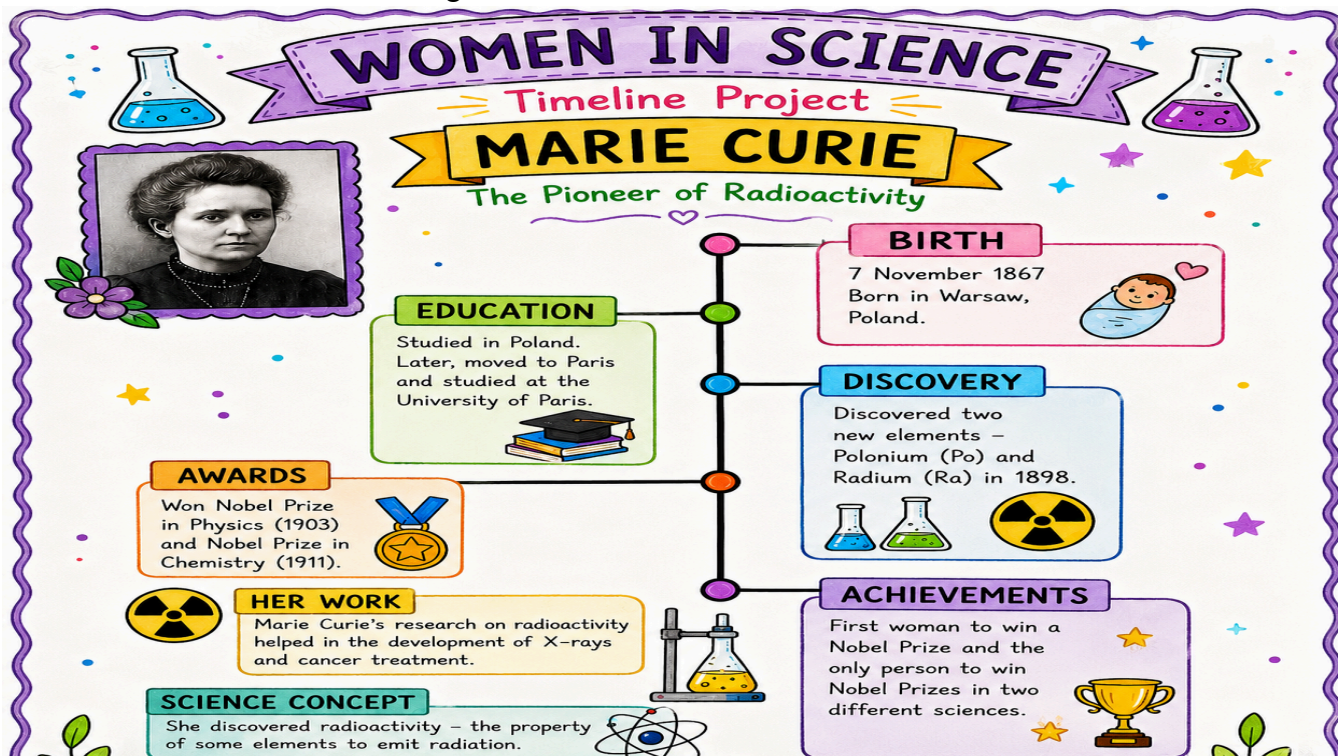
Include drawings/pictures (lab tools, diagrams, etc.).

Write one line on how her work impacts us today.

Give a creative title to your timeline.

Presentation Guidelines

- Use different colours for life events and discoveries.
- Keep diagrams neat, labelled and colourful.
- Use attractive borders and headings.



OR

Task 1 (B): “Community Energy & Safety Survey”

Conduct a survey of minimum **5 participants/households** (neighbors/relatives/family) and present your findings on a **chart paper**.

Size & Orientation:

- Use an **A3 Sheet or Half Chart Paper**
- Orientation should be **Vertical (Portrait Style)**

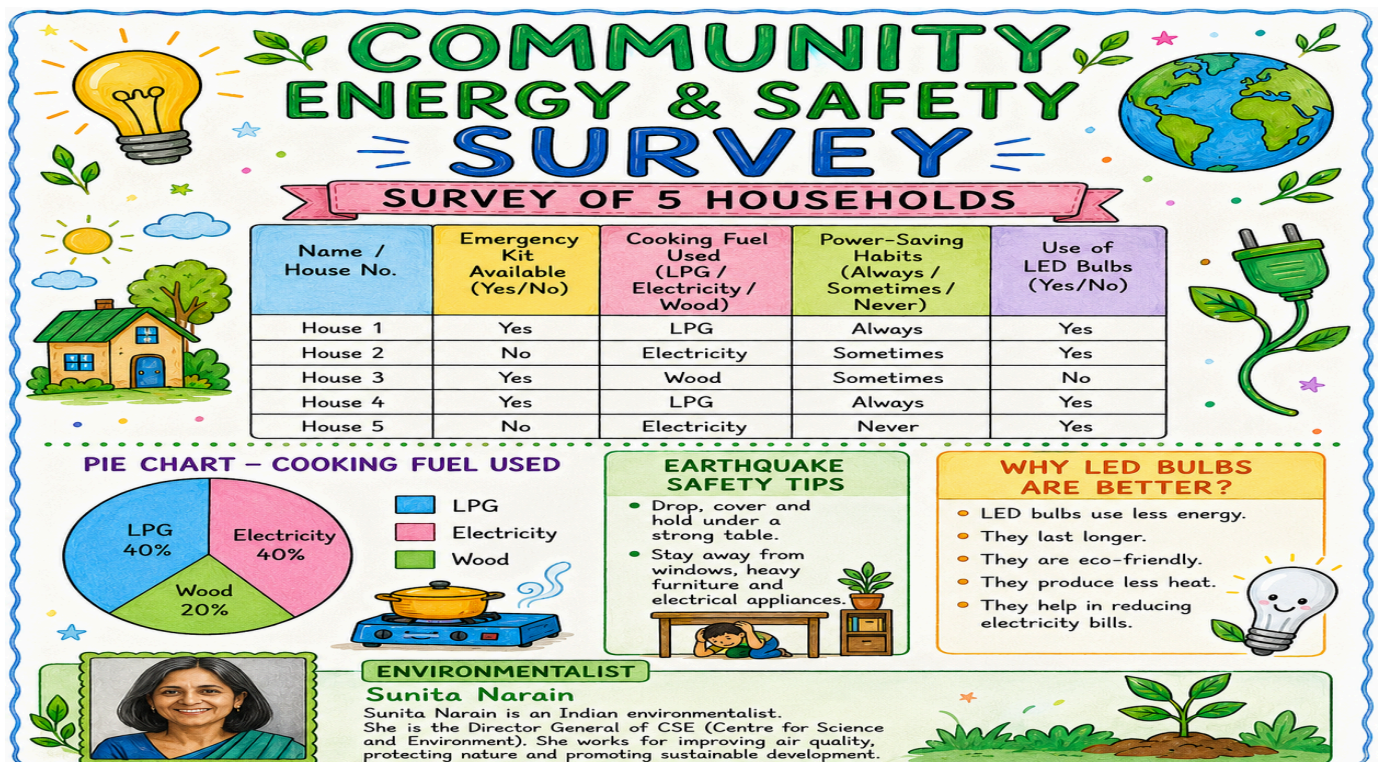
Materials Required: Chart paper, ruler, coloured pens, graph colours, printed pictures, survey sheets, calculator and decorative material.

What to Do

- Survey any **5 women from 5 different households** (neighbors/relatives/family).
- Ask the following questions.:
Emergency kit availability (Yes/No).
Cooking fuel used (LPG/Electricity/Wood).
Power-saving habits (Always/Sometimes/Never).
Use of LED bulbs.
- Record responses in a table.
- Create a pie chart for any one question.
- Write 1–2 safety tips for earthquakes.
- Explain why LED bulbs are better than filament bulbs.
- Add a short note on an environmentalist (e.g., Sunita Narain).
- Give your survey a creative title.

Presentation Guidelines:

- Use proper headings and colourful tables.
- Draw pie charts neatly using scale and colours.
- Add relevant pictures and safety symbols.



SOCIAL SCIENCE

Link Lesson: Natural Resources and their use and Reshaping Political map of India

Task 1: (A) “One Model, Many Roles: Women Empowering Society”

Women empowerment means recognising that women play multiple important roles in society—whether in farming, leadership, childcare, or other professions. From managing natural resources to taking decisions in

Panchayats, women contribute to the development of families and communities. Create one 3D model divided into four sections, where each section shows a different role of women in society. Your model should clearly highlight how women contribute to development and empowerment in various fields.

Model Structure

- Make a single base model (cardboard/ shoebox)
- Divide it into 4 equal sections

Section 1: Women Farmer

- Show a woman working in the field
- Include natural resources: Soil, crops, water

Section 2: Panchayat Scene

- Show a woman Sarpanch leading a meeting
- Include villagers and discussion setup

Section 3: Anganwadi

- Show women working with children
- Include activities like: Teaching, Nutrition care

Section 4: Women at Work

- Show women in any other role: Teacher, Doctor, Entrepreneur, Police officer Labelling (Important)

Presentation Instructions

- Use eco-friendly materials (cardboard, clay, waste items)
- Make it neat, colourful, and realistic
- Clearly divide all four sections

Reference Image is shared below:



OR

Task 1: (B) Women in History Museum (Mini Museum Box Project)

The Sultanate and Mughal periods were not ruled only by kings and emperors. Many women also played an important role in administration, politics, art, literature, architecture, and warfare. Create a 3D mini museum inside a shoebox/cardboard box, showing the life and achievements of famous women from the Sultanate and Mughal period.

You must include:

- Portraits, Mini artifacts/models, Information scrolls, Hidden flap facts, Timeline strip and Creative decoration

Choose Any 3–5 Women

Sultanate Period

- Razia Sultan
- Chand Bibi

Mughal Period

- Nur Jahan
- Jahanara Begum
- Mumtaz Mahal
- Roshanara Begum
- Gulbadan Begum
- Hamida Banu Begum
- Zeb-un-Nissa

Theme Idea

Create a royal court or battlefield scene.

What to Include

Portrait, Paste or draw a picture of Razia Sultan and Decorate with royal Mughal/Sultanate border designs.

Mini Artifacts

You can make: Tiny sword, Throne, Crown, Horse, Shield (Using clay, cardboard, foil paper, etc.)

Scroll Information Tag

Write short details:

- First and only woman ruler of Delhi Sultanate
- Brave and intelligent ruler
- Ruled from 1236–1240 CE

Make the tag look like an ancient scroll.

“Voice from History”

Add a speech bubble:

“A ruler should be judged by ability, not gender.”

Hidden Flap Facts

Create a small opening flap with facts inside:

- She wore clothes like male rulers.
- She led armies herself.
- She faced opposition from nobles.

Timeline Strip

Small timeline at the bottom: Birth, Became ruler, Major achievements, Death.



FRENCH

Task-1 (A) Design an attractive collage on the theme Women Empowerment using pictures, slogans and newspaper cuttings, quotes. Give a catchy title and write it beautifully at the top. Paste the pictures of any 4 inspiring women achievers of France and India both. Under each picture write the profession, achievement and describe each picture using varied adjectives. Support it with impactful pictures.

OR

Task-1 (B) Create an eye-catching and vibrant poster on size A-3 on the theme Empowering Women Farmers using impactful pictures, slogans, quotes. Write a beautiful Thank you note of 50 words for their hard work and contribution to our lives, display the note in an eye-catching style on the poster.

SPANISH

INTRODUCCIÓN

El empoderamiento de la mujer es un tema importante en todo el mundo. A través de este proyecto, los estudiantes explorarán el papel de las mujeres en sus vidas, en la historia y en la sociedad actual. También desarrollarán habilidades en el idioma español mediante la investigación, la escritura, la expresión oral y el pensamiento crítico.

INTRODUCTION

Women's empowerment is an important issue around the world. Through this project, students will explore the role of women in their own lives, in history, and in today's society. They will also develop their Spanish language skills by engaging in research, writing, speaking, and critical thinking activities.

TAREA 1: Do any one of the following,

Note: Write the project work in Spanish Language.

A. Women Empowerment

Collect information about 7–8 *women entrepreneurs* from India (such as Falguni Nayar, Kiran Mazumdar-Shaw, Vandana Luthra, etc.) and Spain (such as Ana Botín, María Benjumea, Helena Revoredo, etc.).

Write about: Biography, Company/ Business, Achievements, Other important contributions

Presentation format: Create a weekly newspaper edition. Paste pictures and write short texts.

OR

B. Women in Action

Collect information about 7–8 *inspiring and empowered* women from Spain and India, from different fields such as politics, sports, fashion, entertainment etc. Write in short about their biography, focusing more on achievements.

Presentation format: Create a Magazine. Paste pictures and write a short text.

SANSKRIT

TASK 1

वर्ग 1. (क) महिलाएँ खेती में कैसे योगदान देती हैं, महिला द्वारा किए जा रहे कृषि के विभिन्न आयामों को दर्शाते हुए भित्ति चित्र बनाए तथा उसे एक आकर्षक –सा शीर्षक भी दें। (ए-3 आकार के कागज पर)

अथवा

वर्ग 1 (ख) खेत में काम करती महिलाएँ, परिवार के सभी सदस्य मिलकर कार्य करते हुए जैसे चित्रों को एकत्रित कर एक दीवार का लटकन (वॉल हैंगिंग) बनाइए तथा उसे एक आकर्षक सा नाम भी दीजिए। (ए-4 आकार के कागज पर)

Computational Thinking & Artificial Intelligence

Computational Thinking








Q1. Riya writes a list of natural numbers. The list contains four perfect squares and three perfect cubes. If no number in the list is greater than 50, what is the MINIMUM number of distinct numbers she must have written?

- a) 3 b) 4 c) 5 d) 6

Q2. $56 \times k$ is a perfect cube where k is a natural number. What could be the smallest possible value of k ?

- a) 36 b) 49 c) 56 d) 72

Q3. Find the missing number(?).

 → 625	 → 64
 → 27	 → 1024
 → 256	 → 81
 → ?	

- a) 128 b) 243 c) 486 d) 120

Q4. Some terms are missing in between the sequence. Find the missing terms in the order from left to right.

IX, VIII, VIII, IX, VII, X, _____, _____, V, XII

- a) VI, XI b) VII, XI c) VI, X d) V, XI

Q5. If certain numbers are coded as shown in the table, what would be the code of 111?

Number	Code
1	
2	△
4	□
9	○
27	▽
81	◇

- a) | △ ○ ◇
- b) | □ ○ ◇
- c) | △ ○ ▽
- d) | △ ▽ ◇

Artificial Intelligence

TASK 1: (A) Design a Digital Storyboard (Comic Strip) with Gemini, Copilot, Chatgpt or any other AI tool based on the theme “Women and AI: Creating a Better Tomorrow”, illustrating how Artificial Intelligence supports and empowers women and girls in education, health, career growth, digital skills, leadership, and everyday life to create a brighter and more inclusive future.

OR

TASK 1: (B) Design a creative AI-powered advertisement for a women-focused business, service, or social cause using Microsoft PowerPoint, Canva, or any open-source software. Include a logo, tagline, and attractive visuals that highlight the key features and promote women empowerment.

Note: Share your project’s original file and published output on the email ID given below with your name, class and section in the subject line: computerassignments@svisgdelhi.com

Link for TASK 2 for all subjects:

https://drive.google.com/drive/folders/1x3E0z8tasg38KH4g6gaBh78VXR06ujxT?usp=drive_link