

SUMMER HOLIDAY HOMEWORK (2026-27)

CLASS: VI

THEME: "EMPOWERING WOMEN"

SADHU VASWANI
INTERNATIONAL SCHOOL FOR GIRLS

Summer Holiday
HOMEWORK

CLASS 6th
SESSION 2026-2027

THEME:
WOMEN EMPOWERMENT

Dream without limits.

Learn every day.

Believe in yourself.

Speak up with courage.

Support other women.

Achieve your goals.

“ A girl with **knowledge** becomes a woman with **vision**.
A woman with **courage** creates a world with **change**. ”

Empowered Girls. Stronger Tomorrow. Better World.

This year's holiday homework is based on the themes **Women Empowerment** and the **United Nations Theme – International Year of Women Farmers**. The activities and assignments included in this work are specially designed to help students understand the importance of women in building strong families, communities, and nations. Women farmers play a significant role in feeding the world, protecting natural resources, and contributing to the economy, yet their efforts often go unrecognized. Through this holiday homework, students will learn to appreciate the dedication, hard work, courage, and leadership shown by women in every field, especially in agriculture.

The purpose of holiday homework is not only to revise academic concepts during vacations but also to encourage children to think creatively, develop independent learning habits, and become more socially aware and responsible individuals. By working on these meaningful themes, students will improve their knowledge, creativity, communication skills, and understanding of equality, respect, and sustainability. This homework will inspire children to value the contribution of women farmers and understand how empowering women leads to the progress of families, society, and the nation. It is an opportunity for students to learn beyond textbooks and become thoughtful citizens who care about creating a fair, inclusive, and better future for everyone.

General Instructions:

1. Maintain a separate holiday homework file/folder for all the subjects.
2. Write your name, class, section, and roll number clearly on the cover page.
3. All written work should be done neatly in good handwriting.
4. Use creative presentation techniques such as drawings, borders, pictures, charts, or colourful headings wherever required.
5. Students must complete **any ONE option (A or B) from Task 1** as mentioned in the subject homework.
6. **Task 2 is compulsory for all subjects.** Students must solve the given practice papers carefully as they will help in future examinations and revision.
7. Students must also complete the holiday homework of their **Third Language subject– Sanskrit.**
8. Complete all work independently and avoid copying from others or the internet.
9. Submit the holiday homework on time after the vacation.
10. Keep your work clean, well-organized, and properly labelled subject-wise.
11. Read books, help your parents at home, and spend some time learning life-skills during the holidays.

ENGLISH

TASK 1(A): Creative Exhibit – ‘Voices of Strong Women Writers’

Task:

Create a Wall Hanging on the theme ‘Voices of Strong Women Writers’ using sustainable and recycled materials such as old newspapers, cardboard, fabric scraps, jute, dried leaves, ice-cream sticks, etc.

Instructions:

- Select 4–6 famous women writers.
- Divide your wall hanging into separate sections, one for each writer.
- In each section, include:
 - Writer’s name
 - One famous book/poem
 - A short message/quote (2–3 lines)
 - A small drawing or symbol related to her work

Presentation Guidelines:

- Use bright colours, neat handwriting, and creative layouts.
- Add borders, cut-outs, and decorative elements made from waste material.
- Ensure the wall hanging is attractive, informative, and well-organised.

OR

TASK 1(B): AI Time Capsule

Activity Title: “*AI Time Capsule – Voices of Women*”

Task:

Create an “AI Time Capsule” using a small, recycled box to show how women’s voices grow from past to future.

Instructions:

- Take a small box (shoe box or any recycled box).
- Divide your box into three sections:
 - Past – Add pictures or notes about women from history.
 - Present – Show contributions of women today.
 - Future – Imagine how women will shape the world using AI and technology.
- Decorate your box creatively using eco-friendly materials.
- Add a tag on your box with the slogan:
“Voices that never fade, only grow.”

HINDI

कार्य 1(क): भारत के किन्हीं पाँच राज्यों के महिला कृषि संबंधी लोकगीत और वहाँ की वेशभूषा की सचित्र प्रस्तुति दर्शाते हुए एक रंगीन पत्रिका का निर्माण कीजिए। (ए - 4 आकार की पाँच पृष्ठों वाली रंगीन पत्रिका)

अथवा

कार्य 1(ख): महिला शक्ति को प्रदर्शित करते हुए भारत के किन्हीं पाँच कृषि आधारित त्योहारों और नृत्यों को चित्रात्मक रूप से दर्शाते हुए एक रंगीन पत्रिका का निर्माण कीजिए। (ए - 4 आकार की पाँच पृष्ठों वाली रंगीन पत्रिका)

MATHS

TASK 1(A): Symmetry in Strength

Design a creative “Women’s Empowerment Logo” having at least two lines of symmetry on an A3 size sheet.

Your logo should include:

- A meaningful and well-balanced slogan
- Creative patterns, colours, and geometric shapes
- Clearly labelled the lines of symmetry

Also explain in 30-40 words how balance and symmetry in Mathematics reflect equality, harmony, and balance in society.

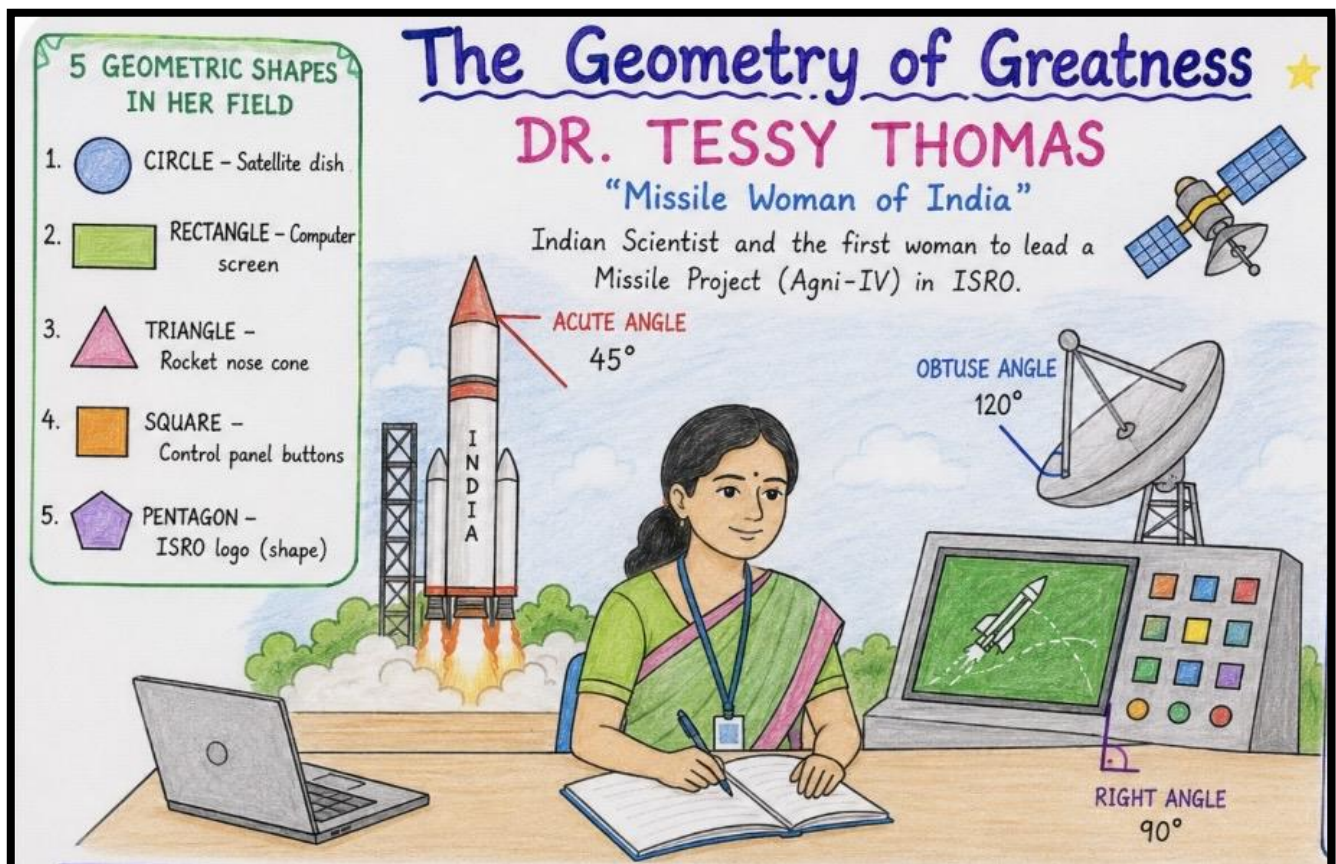
OR

TASK 1(B): The Geometry of Greatness

Research a famous woman from any field such as Science, Sports, Medicine, Defence, Education, Space Exploration, or any other profession.

- Identify and list any 5 geometric shapes connected to her profession through the tools, equipment, machines, symbols, or objects used in her field (Example: circle- wheels of aircraft, rectangle- computer screen, triangle- road signs).
- Draw a creative scene, object, or workplace related to her field on an A3 size sheet.
- Label acute, right, and obtuse angles in your drawing.
- Calculate the perimeter of any 2 shapes used in the drawing.
- Write 3–4 lines on how her achievements inspire women and society.

Reference image is shared below:



SCIENCE

Women play an important role in building a better and more sustainable world. Through education, innovation, leadership, and community service, women contribute towards solving global challenges and achieving the Sustainable Development Goals (SDGs). Through these creative learning activities, you will explore the connection between science, sustainability, and women empowerment.

TASK 1(A): “Leading Ladies of Sustainable Development” (Accordion Book)

Instructions:

- Take an A3 sheet (landscape orientation).
- Fold the paper back and forth like a fan (zig-zag style).
- Make 6 equal folds, each fold will act as one section.

Information to Include in Each Section:

Section 1: Choose your Sustainable Development Goal

- Select one SDG goal.
- Write its name and draw its symbol on the first fold.

Section 2: Select any woman volunteer/activist/leader who is working in the chosen SDG goal field. Write the volunteer’s name and paste the picture of that volunteer.

Section 3: Write about the volunteer (few lines)

- Ex: country of origin, date of birth, work, or why they are known

Section 4: Problem (2–3 lines)

- What problem is the woman volunteer trying to solve?

Section 5: Contribution of the volunteer.

- Describe their work and impact briefly.

Section 6: One solution or action you can follow as a young leader.

OR

TASK 1(B): “Innovate • Empower • Sustain”

Instructions:

1. Create a working science toy/model using simple materials (preferably waste/recycled materials).
2. Choose one Sustainable Development Goal (SDG) and relate your toy to women empowerment and sustainable development.
3. Your toy should demonstrate a science concept in action.

Information to be submitted on A4 Sheet:

1. Title of the Toy
2. Write SDG number and name
3. Science Concept (2–3 lines) What scientific idea is used?
(e.g., air pressure, force, energy, filtration)

Examples (For Understanding Only):

- Water filter model → Easy access to clean water for all (SDG 6)
- Pulley toy → Reducing physical workload (SDG 9/11)

SOCIAL SCIENCE

Link Lesson: Grassroots Democracy – Part 2 Local Government in Rural areas.

Women empowerment means helping girls and women become confident, independent, and able to make their own decisions. Today, women are not just managing homes but also leading villages, working in different fields, and bringing positive change to society. When women are given equal opportunities, they help build a happier and more developed community.

TASK 1(A): “Sarpanch to Startup: A Woman Leader’s Journey”

Imagine you are a woman Sarpanch of your village who wants to empower local women by starting a handmade jewellery startup. Your business focuses on traditional art forms like tribal, ancient-style, and terracotta jewellery. Through this initiative, you aim to provide employment to village women and promote India’s rich cultural heritage.

Part 1: Create Jewellery (Art Work)

- Make any 2 jewellery items such as:
 - Necklace
 - Earrings
 - Bangles

Materials you can use:

- Clay / dough (for terracotta effect)
- Paper / cardboard
- Beads / thread
- Any waste or eco-friendly materials

Part 2: Advertisement (Creative Twist)

Create a small advertisement for your jewellery:

- Add a catchy slogan
- Include a drawing or design
- Mention why people should buy your products

Example:

slogan:

"Handmade with Love, Empowering Women Above!"

OR

TASK 1(B): Maneuvering Manuscript.

The past comes to life through written documents mostly manuscripts. Manuscripts are the ancient books consisting of information of the past mostly in languages unknown to us.

Create a manuscript by cutting 5 thick sheets (drawing file) in 20 cm X 10 cm and write about 5 women sarpanch of India (1 on each sheet).

Follow the given steps to make a manuscript:

1. Take 2 teaspoons of coffee powder and one glass of water.
2. Mix the coffee powder in the glass of water.
3. Pour the coffee mixed water on a flat tray or plate with higher edges.
4. Now take a thick white paper and dip that paper in the water kept in the tray or plate.
5. Soak the paper in the tray filled with water for 5 to 7 minutes. Afterwards let the paper dry for an hour.
6. Create the other sheets with the same procedure.
7. Punch all the sheets together from the top left corner and tie a ribbon.
8. Write about 5 women sarpanch (1 on each sheet).

Sample image is shared below:



SANSKRIT

वर्ग 1(क): नारी किसान नियमित रूप से खेतों में बीज बोना, खाद बनाना, फसल की रखवाली करना इत्यादि कार्य करती है। घर और खेत सँभालते हुए, जीवन में खुशहाली भरती है। भारत देश में पैदा होने वाली पांच फसलों के सचित्र संस्कृत में नाम लिखते हुए भित्तिचित्र (ए-4) पर आकर्षक प्रस्तुति दीजिए।

अथवा

वर्ग 1(ख): भोर हुई तो खेतों में, मेहनत का उत्सव छाता। पुरुष चलाए हल खेतों में, नारी अन्न सजाती जाती। फसल उगाती, खेती का मान बढ़ाते। भारत देश में पैदा होने वाली पांच सब्जियों के नाम सचित्र संस्कृत में नाम लिखते हुए भित्तिचित्र (ए-4) पर आकर्षक प्रस्तुति दीजिए।

COMPUTATIONAL THINKING & ARTIFICIAL INTELLIGENCE

COMPUTATIONAL THINKING

Q1) The following number series follows a pattern. One number is incorrect. Find the incorrect term.

1, 4, 9, 16, 24, 36, 49, 64, 81

- (a) 16 (b) 24 (c) 49 (d) 64

Q2) Rahul and Karan attend karate sessions.

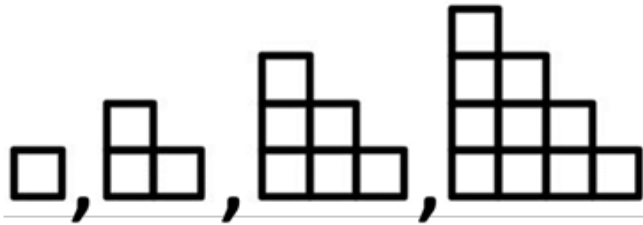
- Rahul's session starts when the angle between the hour and minute hands is 120 degrees.
- Karan's session starts at 2:00 PM.

What is the smallest possible difference between their starting times?

- (a) 5 minutes (b) 10 minutes (c) 15 minutes (d) 20 minutes

Q3) The first four terms of a block series are shown below.

If the pattern continues in the same manner, which term of the series will be the first to contain more than 20 blocks?




- (a) 7th term (b) 8th term (c) 9th term (d) 10th term

Q4) How many times in a day, on a 12-hour format clock, do the minute and hour hands form a right angle (90°)?

- (a) 22 (b) 24 (c) 44 (d) 48

Q5) What will come in place of “?”



(a) 30°

(b) 60°

(c) 90°

(d) 120°

ARTIFICIAL INTELLIGENCE

TASK 1(A): Create a simple Mini Game / Story Animation in Scratch on the theme “Powerful Women Achievers from Around the World.”

- Create your own character (sprite) and add movements using keyboard and mouse controls. Include interactive dialogues, suitable backgrounds, and sound effects to make the project engaging and creative.
- The game/story animation should end with a meaningful motivational message related to women empowerment and achievement. Also include clear instructions explaining how to play the game or view the animation.

OR

TASK 1(B): Create an animated birthday card Celebrating **My Mother – A Symbol of Strength, Love, and Empowerment** using Canva or Piktochart. Include attractive illustrations, creative animations, text effects, and motivational quotes on women empowerment to make the card meaningful and visually appealing.

Note: Share your project’s original file and published output on the email ID given below with your name, class and section in the subject line: computerassignments@svisgdelhi.com

Link for TASK 2 for all the subjects:

https://drive.google.com/drive/folders/1-sFC7yc_FK8hdVc3Fvts9gUxurSWcoS-?usp=drive_link