

SUMMER VACATION ASSIGNMENTS (2026-27)

CLASS - IV

General Instructions:

- 1. Present your work neatly and the handwriting should be neat, clear, and legible.**
- 2. Complete all tasks as per the given instructions.**
- 3. Label your work with the following details:**
 - o Name
 - o Class / Section

ENGLISH

Imagine you are a representative of Andaman and Nicobar Islands and Delhi. You have to showcase the beauty of the places to attract tourists. On an A4 size sheet write two paragraphs in about 50 words each to describe their:

- Physical features
- Best time to visit the places
- Special attractions

You can also enhance the beauty of Andaman and Nicobar Islands and Delhi by drawing and colouring their famous tourist attractions.

HINDI






रोल प्ले गतिविधि

- 5-6 पंक्तियों में बोलने की तैयारी करें और A4 शीट पर लिखें।
- “मैं एक नदी हूँ...” रोल नंबर (1-14)
- “मैं एक पहाड़ हूँ...” रोल नंबर (15-26)
- “मैं एक शहर हूँ...” रोल नंबर (27 – 38)









सभी अपनी पंक्तियों को तैयार करें अवकाश के बाद कक्षा में प्रस्तुति होगी।












MATHEMATICS

A. Take out its printout and Solve and enjoy the puzzles.






1.  +  = 20
 - 5 = 3
 +  =















2.

 +  +  = 9
 - 1 = 
 +  = 










3.  +  = 6
 +  +  = 15
 -  = 3
 +  +  = 









4.

 x  = 25
 +  = 9
 + 3! = ??








5.  +  = 6
 +  = 6
 + 2 = 
 +  = 4
 +  = 
 +  +  = ?

6.

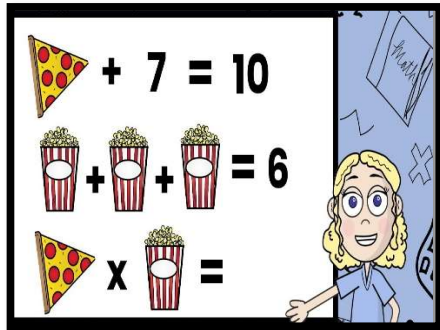
 +  = 7  = ?
 +  = 6  = ?
 +  = 5  = ?

7.  +  +  = 21
 - 1 = 
 +  = 

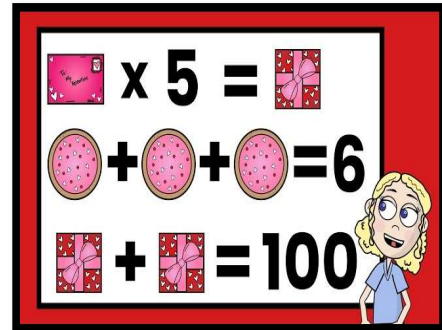
8.

 +  +  = 9
 x 2 = 
 +  = 20

9.



10.



B. Do the following project on A4 Size Sheet

Take a square or a rectangular sheet of paper. Fold it along the middle. Now using a pair of scissors cut out a design and unfold to get the pattern. Paste your pattern on an A4 size sheet. Make it colourful and attractive. Write 2 lines about what you have learnt from this project.

SCIENCE

- Take colourful A-4 size sheet and make an attractive scenery of Delhi, Andaman Nicobar Island and Lakshadweep Islands separately.
- You can use picture of leaves, plants etc. found in these areas.
- Draw trees, flowers and water bodies to make it colourful
- Type few sentences on MS-Word about the picture of leaves/ plants used, their names and shapes.
- Take out its print and keep it along with the scenery in a folder.

SOCIAL SCIENCE

Imagine you are a weather reporter visiting both Andaman & Nicobar Islands and Delhi during the month of June. What differences in the weather do you observe in these two places? Record your observations in the format given below. (Do it in A-4 size sheet)

Observation Criteria	Delhi	Andaman & Nicobar
1. Temperature		
2. Rainfall		
3. Humidity		
4. Wind		
5. Overall weather		
6. Suggest the items people should carry while going outdoors to protect themselves from the weather conditions of these places.		