

SADHU VASWANI INTERNATIONAL SCHOOL FOR GIRLS

Summer Break Fun Filled Activities

Class-II

Session- 2026-27





Summer break is a wonderful time to relax, refresh your mind, and enjoy special moments with your loved ones. It is also a great opportunity to learn new things in a fun and exciting way.

The thoughtfully planned activities are designed to spark your curiosity, build knowledge, and encourage creativity. They will help you explore new ideas, discover your talents, and grow with confidence.

Use your time wisely by balancing fun and learning. Stay active, think creatively, and try something new every day.

Remember, every small effort you make today will help you shine brighter tomorrow.

Wishing you a joyful, healthy, and productive summer break!

ACTIVITY 1

A-Z Word Explorer: My Vocabulary ScrapBook

1. Choose one alphabet every day from A-Z and continue with a new alphabet daily.

For example- Day 1: Letter A


2. Find and write two words that begin with that letter.
3. Draw, paste or colour pictures related to the words.
4. Use a dictionary to find the meaning of each word and write it neatly below the word.
5. Use one page for each alphabet and decorate it creatively.
6. Repeat the activity for all the letters from A-Z to complete your Vocabulary Scrapbook.
7. Keep your A4 size scrapbook neat, colourful and creative.

Please note-

The scrapbook will finally consist of –
one cover page (with title of the book, name and class of the child and 26 pages in total.)

Letter A

1. Aquarium-



Meaning- a glass container filled with water in which fish is kept.

Sentence- I saw an aquarium at my friend's house.

2. Axe-



Meaning- a tool used for cutting or chopping wood.

Sentence- The woodcutter threw his axe on the ground.

ACTIVITY 2

PUPPET TALES: STORIES THAT SPEAK

Simple moral stories from famous Panchatantra and Jataka Tales have been specially selected and distributed roll number wise for the children.

Create colourful puppets of the story characters and practice narrating the story using voice expressions, actions, and creativity.

This fun activity will help children build confidence and present their story beautifully during the assembly.

The stories are shared below roll number wise.

- Roll no. 1: The Peacock and the Crane
- Roll no. 2: The Deer's Disciples
- Roll no. 3: The King's White Elephant
- Roll no. 4: The Brave little Parrot
- Roll no. 5: The Wise Monkey
- Roll no. 6: The Golden Deer
- Roll no. 7: The Greedy Crow
- Roll no. 8: The Monkey's Heart
- Roll no. 9: The Lion and the Jackal
- Roll no. 10: The Elephant and the Sparrow
- Roll no. 11: The Tiger and the traveller
- Roll no. 12: The Crane and the Crab
- Roll no. 13: The Foolish Carpenter
- Roll no. 14: The Blue Lotus
- Roll no. 15: The Clever Parrot
- Roll no. 16: The Ox and the Pig
- Roll no. 17: The Brave Quail
- Roll no. 18: The Honest Woodpecker
- Roll no. 19: The Patient Buffalo
- Roll no. 20: The Clever Deer



- Roll no. 21: The Kind Elephant
Roll no. 22: The Monkey King
Roll no. 23: The Golden Goose
Roll no. 24: The Snake and the Frogs
Roll no. 25: The Loyal Mongoose
Roll no. 26: The Mouse Maiden
Roll no. 27: The Brahmin and the Goat
Roll no. 28: The Foolish Sage
Roll no. 29: The Musical Donkey
Roll no. 30: The Wise Parrot
Roll no. 31: The Clever Deer and the Hunter
Roll no. 32: The Banyan tree spirit
Roll no. 33: The Bird pair and the Sea
Roll no. 34: The Cobra and the Crows

ACTIVITY 3

READING TIME

In order to inculcate the wonderful habit of reading in our students, we have introduced extra reading books, 'Bubbles' and 'NoNo and Plink Plunk.'

Please motivate your ward for extra reading.



ACTIVITY 4

चिट्ठी आई है।



- घर के किसी सदस्य के लिए एक अनोखा सन्देश (पत्र) लिखिए।
- पत्र को तकिए के नीचे या किसी डिब्बी में छुपाइए।
- पत्र में उनकी तीन अच्छी बातें लिखिए।
- पत्र ढूँढने में उनकी मदद कीजिए।
- पत्र मिलने पर उनके चेहरे के भाव कैसे थे व उनको कैसा महसूस हुआ- यह अनुभव ४-५ पंक्तियों में A 4 आकार शीट में लिखिए।
- उदहारण -उन्हें चिट्ठी पढ़कर खुशी हुई।

ACTIVITY 5

TASK 1: PLACE VALUE POWER TOWERS

1. Take a coloured A3 size sheet and write the title on it.
2. Cut 3 long equal strips. Paste small triangle shapes on top of each strip and label them as H, T, O.
3. Divide each strip into 10 boxes and write digits 0-9 on each.
4. Use the strips and link shared below (under parent's guidance) to make your own Power Towers.

<https://youtube.com/shorts/Ps0MWO1TkYI?feature=shared>

TASK 2: Answer the questions given below in an A4 Size ruled sheet.

- i. Write all the 3 digit numbers up to 300 where the digit at tens place is 2.
- ii. Write the smallest 3-digit number
- iii. Add 45 and 32. What is the place value of the digit at the ones place in the sum?
- iv. In the number 269, what is the place value of 6?
- v. In 129, which digit has the place value as answer of $5+4$?
- vi. Subtract 69 and 41. What is the place value of the digit at one's place in the difference obtained?
- vii. In the number 950, which digit is at hundreds place? What is its place value?
- viii. Put the correct ($>$, $<$, $=$)
 $500 + 40 + 3$ 534
- ix. What is the place value of 7 in the number 172?
- x. Compare the place value of 9 in 592 and 921 and put appropriate sign.

A: Place value of 9 in 592 = _____

B: Place value of 9 in 921 = _____

JOYOUS ACTIVITIES

Here are a few links to make leisure time more interesting and enjoyable and to be used strictly under parent's guidance.

DANCE- Just get up and dance to enhance the flexibility of your body.

<https://youtu.be/bajfd0N4tD8?si=VcX2ge7ZD7fI9APm>

ART AND CRAFT- Let's help the children to develop creative and aesthetic skills.

https://youtube.com/shorts/vk_sU6AXIbE?si=WF5j9Q0kbPjzBebi

<https://youtube.com/shorts/evgLS84Bel?si=BNLuklopjUK--l-q>

CLAY- Let's enhance our fine motor skills and create wonderful creations.

<https://youtube.com/shorts/9pgxxbdXofA?si=Q4WPKg2gkvX9MOpD>

VOCAL MUSIC- Let's help the children to gain interest in rhythm.

<https://www.youtube.com/watch?v=KEDclbwVkal>

PHYSICAL ACTIVITY- Regular exercise keeps us fit and healthy.

<https://youtube.com/shorts/RaLDTXmW7OA?feature=shared>

STORY TELLING is the most powerful way to put ideas into the world.
Here are a few links of stories for children.

<https://moonzia.com/apple-tree-of-time-story/>

<https://cdn.shopify.com/s/files/1/2081/8163/files/030-BULLY-BILL- Free-Childrens-Book-By-Monkey-Pen.pdf?v=1589890642>

WEEKEND TASKS

- Perform the weekend tasks given in Learner’s Chronicle on on page number 22.
- Rate yourself after performing the task (page number 23 in School Almanac)

S.No.	WEEKEND DATES		ACTIVITY
	TERM-I	TERM-II	
1.	4-5; 11-12 April 2026	3-4; 10-11 Oct 2026	Use dustbin appropriately
2.	18-19; 25-26 April 2026	17-18; 24-25 Oct., 2026	Make your bed
3.	2-3; 9-10 May 2026	31 Oct.-1 Nov. 7-8 Nov. 2026	Arrange your shoes in the shoe rack
4.	16-17; 23-24 May 2026	14-15; 21-22 Nov. 2026	Fold napkins and your personal clothes
5.	30-31 May 2026 6-7 June 2026	28-29 Nov. 5-6 Dec. 2026	Sort and arrange your book shelf
6.	13-14; 20-21 June 2026	12-13; 19-20 Dec. 2026	Wash your own plates after eating meals
7.	27-28 June 2026 4-5 July 2026	26-27 Dec. 2026 2-3 Jan. 2027	Lay the table for one meal in a day with the help of parents
8.	11-12; 18-19 July 2026	9-10; 16-17 Jan. 2027	Dusting of furniture of any one room of their house
9.	25-26 July 2026 1-2 Aug. 2026	23-24; 30-31 Jan. 2027	Polish your shoes/ wash your own handkerchief
10.	8-9; 15-16 Aug. 2026	6-7; 13-14 Feb. 2027	Setting the bag/arrange books according to the next day's time-table
11.	22-23; 29-30 Aug. 2026	20-21; 27-28 Feb. 2027	Maintain personal hygiene- washing hands frequently and brushing teeth twice a day
12.	5-6; 12-13 Sep. 2026	6-7; 13-14 March 2027	Clean your cupboard with the help of parents
13.	19-20; 26-27 Sep. 2026	20-21; 27-28 March 2027	Arrange toys after playing

COMPUTER EDUCATION

TASK 1: Create a project on the topic “**MY FAVOURITE SMART GADGET**” (Examples- Mobile, Laptop, Tablet, Smart pen, Smart Watch, etc. using **TUX PAINT**).

- Decorate your drawing using **STAMPS, MAGIC TOOLS** etc. and also name your gadget using **TEXT TOOL**.

TASK 2: Download the app “**TATE KIDS**” using the given links and to be used strictly under parent’s guidance:

(Android) <https://www.tate.org.uk/kids/games-quizzes/tatepaint>

Or

(Mac)

<https://apps.apple.com/in/app/colouringyourchildren/id1090514042?mt=12>

Note: Share your e-drawings in PDF or JPEG file format only, on the email ID given below:

computerassignments1to5@svisgdelhi.com with your name, class and section in the subject line.

HAPPY HOLIDAYS



*Stay Happy
and
Healthy*

