

HOLIDAYS HOMEWORK

Theme : AI and Waste Management

Class : VI

Session : 2026-27



General Instructions:

1. The holiday homework has been divided into Two parts
 - Ek Bharat Shresth Bharat
 - Subject Based
2. All the work should be done on A4 size sheets.
3. It should be creative, neat and clean.
4. The Ek Bharat Shresth Bharat project must have following :
 - Cover page
 - Certificate
 - Acknowledgement
 - Index
 - Bibliography
 - Size of sheet must be A-4.
5. The final date for submission of Holiday homework is Monday, 6th July, 2026

ENGLISH

Topic: AI World

Instructions:

Instructions:

1. Prepare the activity using five A4-size sheets or A3-size sheets.
2. Draw one large aquatic animal or sea object cut-out on each sheet such as fish, seashell, dolphin, turtle, whale, octopus, mermaid, starfish, coral reef, etc.

Students may use:

- Sketch colours
- Crayons
- Water colours
- Paints

0. On the **aquatic animal or any sea object cut-out, write a short paragraph (100–120 words) on the topic:**

“If I Had My Own AI Robot” 🤖

Students may include:

- Robot's name
- What it does ?
- How it helps at home or school?
- Its special powers

0. The paragraph should be written neatly and creatively on the same aquatic cut-out sheet so that both the picture and the paragraph are easily visible.

0. The work should be:

- Self-composed
- Neat and colourful
- Creative and attractive

Let your creativity dive deep into the ocean of words! 🌊

2. Complete this assignment in your register -

https://drive.google.com/file/d/1Oo5L6uhD33p_I478sjIVSGD60XGkJ6fv/view?usp=drivesdk

HINDI

AI कैमरा बच्चों को बताता है कि कचरा डस्टबिन में डालो, फर्श पर नहीं। इस विषय पर बच्चे कैमरे के चित्र के साथ A4 साइज़ चार्ट पेपर पर दो - दो स्लोगन लिखेंगे और याद करेंगे।

1. विद्यार्थी प्रतिदिन 10-15 शब्दों का श्रुतलेख मात्राओं के अभ्यास हेतु अवश्य लिखिए।
2. विद्यार्थी सुंदर और स्पष्ट लेख के लिए 20 पृष्ठ का सुलेख अवश्य लिखिए।
नोट: सुलेख का कार्य एक अलग उत्तरपुस्तिका में कीजिए।

3. निम्नलिखित असाइनमेंट कार्य पूरा करें -

<https://drive.google.com/file/d/1q38V8l0tXX4raJhriJxoyX2zp4g7w-bR/view?usp=drivesdk>

<https://drive.google.com/file/d/1aFYqaiM85XcJC02-3UrhB3ewjrs-3rM/view?usp=drivesdk>

MATHS

1. Do the given assignment on A-4 size sheet by clicking the link

given below:

<https://drive.google.com/file/d/1EfeWAoPtds4pLWCP384P3kDOT-54gfyp/view?usp=drivesdk>

2. Make a working model Using AI:

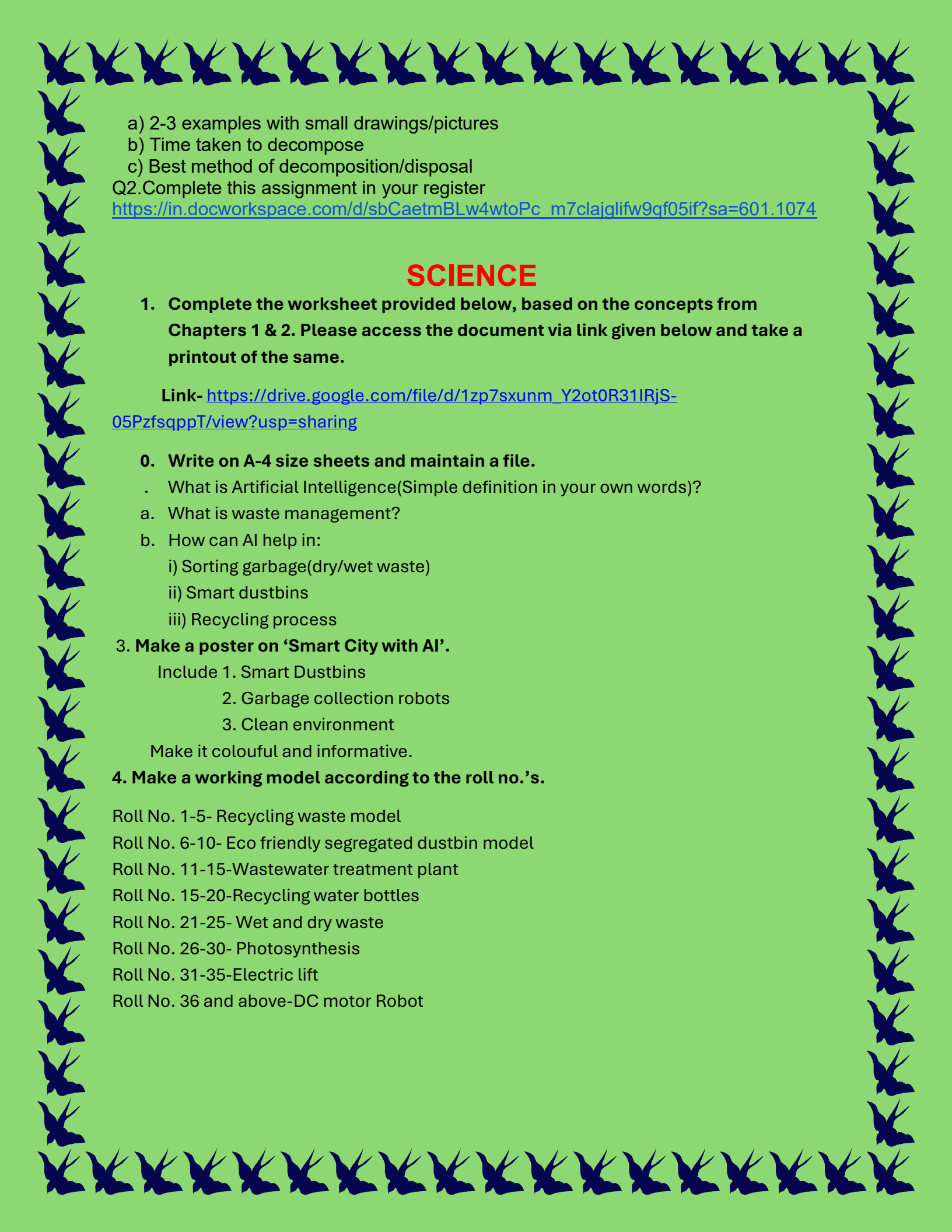
- a. L.C.M (Roll no. 1-5)
- b. Prime numbers(Roll no. 6-10)
- c. Virahanka Numbers(Roll no. 11-15)
- d. Place Value (Roll no. 16-20)
- e. Fraction(Roll no. 21-25)
- f. Addition(Roll no. 26-30)
- g. Subtraction(Roll no. 31 onwards)

S.STUDIES

Q1. Make an informative and creative poster on an A3 size sheet on the topic: "Types of Waste and Methods of Desposal"

Instructions:

1. Divide the poster into 4 main sections: Biodegradable, Non-Biodegradable, Recyclable, and Hazardous/E-Waste.
2. For each type, mention:

- 
- a) 2-3 examples with small drawings/pictures
 - b) Time taken to decompose
 - c) Best method of decomposition/disposal

Q2. Complete this assignment in your register

https://in.docworkspace.com/d/sbCaetmBLw4wtoPc_m7clajglifw9qf05if?sa=601.1074

SCIENCE

1. Complete the worksheet provided below, based on the concepts from Chapters 1 & 2. Please access the document via link given below and take a printout of the same.

Link- https://drive.google.com/file/d/1zp7sxunm_Y2ot0R31IRjS-05PzfsqppT/view?usp=sharing

0. Write on A-4 size sheets and maintain a file.

- . What is Artificial Intelligence(Simple definition in your own words)?
- a. What is waste management?
- b. How can AI help in:
 - i) Sorting garbage(dry/wet waste)
 - ii) Smart dustbins
 - iii) Recycling process

3. Make a poster on 'Smart City with AI'.

- Include 1. Smart Dustbins
- 2. Garbage collection robots
- 3. Clean environment

Make it colourful and informative.

4. Make a working model according to the roll no.'s.

- Roll No. 1-5- Recycling waste model
- Roll No. 6-10- Eco friendly segregated dustbin model
- Roll No. 11-15-Wastewater treatment plant
- Roll No. 15-20-Recycling water bottles
- Roll No. 21-25- Wet and dry waste
- Roll No. 26-30- Photosynthesis
- Roll No. 31-35-Electric lift
- Roll No. 36 and above-DC motor Robot

SANSKRIT

1. अपशिष्टप्रबन्धने कृत्रिमबुद्धे: उपयोग: कथं भवति ? पोस्टरं निर्मायत।
(Waste management में AI का उपयोग कैसे होता है?)
2. कृत्रिमबुद्ध्या पर्यावरणस्य संरक्षणं कथं शक्यते ? पोस्टरं निर्मायत।
(AI द्वारा पर्यावरण की रक्षा कैसे हो सकती है?)
3. स्वच्छभारतस्य निर्माणे AI" इति विषये पञ्च वाक्यानि लिखत।
(AI और स्वच्छ भारत पर 5 वाक्य लिखिए।)

<https://acrobat.adobe.com/id/urn:aaid:sc:AP:1fe8a21c-2413-4ee7-988e-e641bdd77274>

COMPUTERS

1. Smart Dustbin" Poster + Flowchart*

What to do: Design a poster of an AI-powered dustbin on A4/chart paper.

Include:

1. *Drawing*: Dustbin with sensors, camera, speaker
2. *Flowchart*: `If trash is plastic → Open "Recycle" lid. If trash is banana peel → Open "Compost" lid`
3. *Write*: 3 lines on "How AI helps separate waste without touching it"

Skill: Logic building + design

2. Interview an AI – Dialogue Writing*

What to do: Write an imaginary interview between you and an AI robot called "EcoBot".

Format:

You: How do you help in waste management?

EcoBot: I use cameras to identify plastic in rivers and send alerts...

Add 6-8 Q&A. Draw EcoBot too.

Skill: Research + creative writing

Roll no. 1 to 20

.3. Data Collection Project: My House Waste Audit*

What to do: Track waste at home for 3 days in a Excel worksheet.

Day	Plastic Items	Paper Items	Food Waste	Who wins = Least Waste
Day 1	3 bottles	2 sheets	1 banana	
Day 2				
Day 3				

Then write: "If AI saw my data, what 2 tips would it give my family to reduce waste?"

. Comic Strip: Robo Cleaner Saves the Day*

What to do: Draw 4 boxes like a comic.

Box 1: Park full of garbage, kids sad

Box 2: Robo Cleaner with AI camera enters

Box 3: Robo sorts plastic vs food waste fast

Box 4: Park clean, kids happy + "Thank you AI!"

Add speech bubbles. Even stick figures work.

Roll no. 21 to 40



PPT Slides – Handmade on Paper*

What to do : Make 4 "slides" on A4, like a real PowerPoint.

Slide 1: Title – AI in Waste Management + Your Name

Slide 2: Problem – Landfills are full. People don't segregate.

Slide 3: AI Solution – Smart bins, drone cameras, robot waste sorters

Slide 4: My Idea – An AI that reminds my family to segregate waste

Draw icons, use colors. Punch + tie with ribbon = instant PPT file.

Make a printable worksheet for the Waste Audit or a template for the EcoBot interview?

Assignment

https://drive.google.com/file/d/1FTzpalL0GoMkxUKS2Oe4Axy_kBePmL/view?usp=sharing

Art and Craft

Make a poster on Tourist sight seeing spots of Sikkim on A3 size sheet.

Ek Bharat Shrestha Bharat

ENGLISH

Project Title:

Colours and Festivals of Sikkim

Prepare a creative scrapbook/file on the colourful festivals and traditional attire of Sikkim under the theme *Ek Bharat Shreshth Bharat*.

Research and present information about any 3 festivals of Sikkim such as Losar, Pang Lhabsol or Saga Dawa. Mention when they are celebrated, why they are important and how people celebrate them. Also include pictures or drawings of traditional dresses, jewellery, masks or folk dances worn during these festivals.

Add one creative writing task:

- a short paragraph on “My Favourite Festival of Sikkim”,
- OR an imaginary conversation between two children attending a festival in Sikkim.

The project should be neat, colourful, informative and written in your own words.

Sanskrit

(All work do in (A3) sheet)

1. “स्वच्छ-सिक्किम” विषयस्य चित्रं रचयत। (A3 sheet)
2. संस्कृत परियोजना विषयाः
सिक्किमराज्यस्य परिचयः
(Introduction of Sikkim State)
सिक्किमस्य प्राकृतिकसौन्दर्यम्
(Natural Beauty of Sikkim)
3. हरित-सिक्किम विषयकं लघु-पोस्टरं निर्मायत।

Social Studies

- Prepare a “Sikkim Fact File” as a Project for Social Studies

- Related topics :-
- State and its culture
- Food and lifestyle
- Nature of Sikkim
- Challenges and solutions in hills
- Present it on A4 sheets / scrapbook with minimum 4-5 pages.

Science

Theme: 'Discover the Natural Beauty and Biodiversity of Sikkim'

Make a scrap book on:

Collect pictures and information about:

Famous mountains of Sikkim


- Rivers and waterfalls
- State flower, bird and animal
- Medicinal plants found in Sikkim

Write 2-3 lines about each.

MATHS

NOTE: Do in A-4 size sheets.

Make a Project on:

 Knowing Our Numbers with Kangchenjunga

Knowing Our Numbers, Place Value, Rounding Off

*Write the height in figures and words.

*Round off to nearest thousand/ten thousand.

*Compare heights of nearby peaks.

 Whole Numbers with Teesta River

*Show distances between towns along the river using whole numbers.

*Number line of distances.

*Practice successor and predecessor with distances.

 Fractions from Sikkim Communities & Food

*Fraction of colors in prayer flags.

*Fraction of ingredients in a local dish.


*Fraction of major communities.

 Basic Geometry from Rumtek Monastery

*Identify lines, angles, circles in the structure.

*Draw shapes seen in tiles and roofs.

*Find examples of parallel and perpendicular lines.

 Ratio from Organic Farming

- *Ratio of crops grown (cardamom : vegetables).
- *Seeds to plants ratio.
- *Farm area division ratio.

Mensuration from Sikkim Houses

- *Draw a house plan and find perimeter.
- *Identify rectangles/triangles in roof design.
- *Calculate area of rooms (assumed measures).

Data Handling from Sikkim Weather

- *Table of monthly rainfall.
- *Bar graph of temperatures.
- *Find the month with highest rainfall.

HINDI:

अनुक्रमांक 1-20

प्रोजेक्ट शीर्षक - सिक्किम दर्शन

स्क्रेपबुक में कवर पेज बनाते हुए निम्नलिखित विषयों पर जानकारी लिखिए एवं चित्र बनाइए या चिपकाएं -

- . सिक्किम का नक्शा बनाए और बताइए सिक्किम कहां स्थित ?
- . सिक्किम की भाषा कौन कौन सी है?
- . यहाँ के लोगों का पहनावा क्या है?
- . यहाँ के लोगों का मुख्य व्यवसाय क्या है?

अनुक्रमांक 21- 39

प्रोजेक्ट शीर्षक - सिक्किम दर्शन

1.स्क्रेपबुक में कवर पेज बनाते हुए निम्नलिखित विषयों पर जानकारी लिखिए एवं चित्र बनाइए या चिपकाएं -

- . सिक्किम के प्रसिद्ध लोकनृत्यों के बारे में लिखिए और चित्र बनाइए / चिपकाएं
- . सिक्किम के मुख्य त्योहारों के बारे में विस्तार से लिखिए एवं चित्र बनाइए।
- . सिक्किम के लोगों के मुख्य भोजन के बारे में जानकारी लिखिए एवं चित्र बनाइए।