

# Deep Public School

## HOLIDAY HOMEWORK

2026-27

CLASS - KG



Have Lots of Fun



Name \_\_\_\_\_

Class \_\_\_\_\_

Section \_\_\_\_\_

## Dear Parents

Holidays are always a welcome break from the normal routine and we all look forward to them. They give us opportunity to pursue all those activities that we enjoy but never found enough time to indulge in. When used appropriately, homework can reinforce what has been taught, contribute to the development of children, cultivate a healthy disposition towards learning and most importantly, maintain a continuation with the process of education that began at the Learning Center.

The holiday homework for Nursery has been especially designed to strengthen the concepts taken up in ongoing themes and to ensure your maximum participation in your child's development plan. Care has been taken to plan activities that would help to build senses, enrich vocabulary, enhance creativity and thinking skills as well as develop an appreciation for music. Kindly encourage the spirit of scientific enquiry and foster awareness about nature. Along with all this, we have included personality development activities that aim at building values, improving self-esteem and memory.

Make sure that you click photographs of your child while doing all these activities with him/her. Create a collage of all the clicked pictures on an A3 size construction paper and send it to us so that we can celebrate his/her accomplishments when the school reopens.

We wish you a very happy and fruitful family time during this vacation and hope you have fun sharing the homework with your child.

Best regards

# Activities Guidelines

## What to do:

### Language development

Introduce different story books, picture books to your child and discuss the things seen in the pictures.

- Narrate simple stories to your child and help to recall some characters and incidents of the story by asking simple , relevant questions.
- Encourage your child to speak magic words like 'Thank you', 'Please', 'Excuse me'and 'Sorry'.

### Social development

Encourage your childtoconverse freely with parents and siblings.

Encourage your childtohelp you in laying the table for dinner.

Guide the child tokeephis/her toys and belongings back in their place.

Plant a garden ofherbsand vegetables.

Encourage him/hertomake his/her own cold cereal.

Arrange for pajamapartyat home.

The holiday homework activities are based on the theme:

## "Me and My Family"

My family is special  
Your family is too,  
Mothers and fathers  
And sisters and brothers,  
Grandmas and grandpas  
And so many others,  
Our family is big  
While another is small,  
When we are together  
Or far, far apart,  
The people I love  
Have a place in my heart.



### Note for the parents:

1. Make one scrap book for holidays homework .
2. Complete the worksheets and paste/ draw them in the scrap book.
3. Parents are requested to guide their children while doing the work.



# Cognitive development

EVS

## □□□ SUGGESTED ACTIVITIES

a) Exercise daily to keep yourself healthy and fit. b)

Play indoor games like: Ludo,

Carrom, Dance, etc.


Click pictures and paste in your scrap

Book.

## Art and Craft

□□ Make a 'Family Wall Hanging' using waste material like tree twig, string, ice-cream sticks etc.

□□ Think of a new and creative idea.



## □ Good Habits and Good Manners

Good Habits and Good Manners are lifelong assets and Manners must be practiced until they become a habit.

### □ MANNERS:

#### Athome:

- Help to keep the house clean especially the areas you use. Keep the toys, books or crafts after use at proper place.
- Honesty is the best policy. Tell the truth at all times.
- Be polite.
- Share the T.V. time. Do not sit too close while watching T. V.
- Be loving with your friends, brothers & sisters.
- Be responsible.

#### At the Dining table:

- Take small helping and refill, clean your plate up.
- Take small bites; eat neatly, slowly with your mouth closed.

#### In the park:

- Littering makes the park untidy.
- Destroying the plants or plucking the flowers will spoil the beauty.
- Wait for your turn on swing & slides.

### □ Hygiene:

- Brush your teeth twice a day.
- Trim your nails weekly.

- Do not waste water and electricity.
- Keep your surroundings and environment clean. Never throw things out of the windows, car or balcony.

### Father's Day

Every 3rd Sunday of June is being celebrated as Father's day every year. So help your child to prepare a yummy sandwich for his/her father to strengthen the father-child bond and click a photograph with his/her father.



### Daily routine activity

- Try to converse in English as much as you can because the best way to learn a language is to use it.
- Watch knowledgeable TV channels like Discovery and National Geographic, Animal Planet etc.

Match the uppercase letter to its lowercase letter



Apple

A



b



Ball

B



d



Cake

C



e



Dog

D



a



Egg

E



f




Fish

F

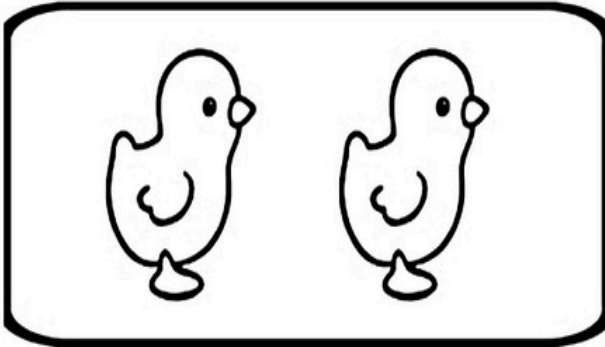


c

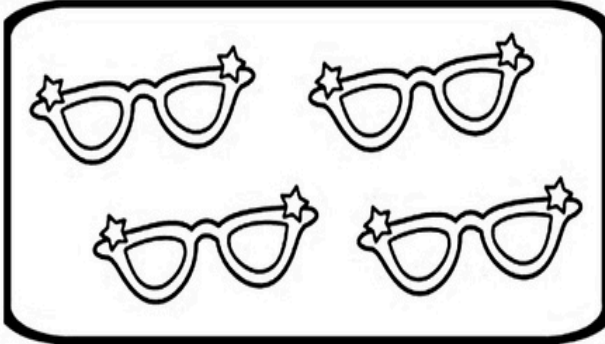


आ  
अं  
अ  
स  
श्फ  
अ

Count the objects and circle the correct number.




1 3 2




5 4 2



4 2 1




3 5 4



2 1 3

Colour the picture by given colour code below.



- 1-yellow    2-blue    3-pink    4-green  
5-orange    6-red    7-purple



SQUARE



CIRCLE



TRIANGLE



OVAL



RECTANGLE



HEART

# Body parts

Identify and match the body parts



eyes




nose



leg




hand



arm



ear



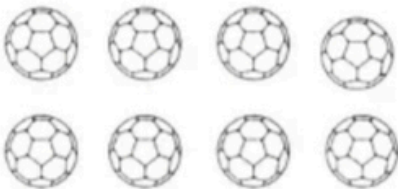







mouth



foot

# Count and Write

Q.Count the objects and write in the box below:

 <input type="text"/>	 <input type="text"/>
 <input type="text"/>	 <input type="text"/>
 <input type="text"/>	 <input type="text"/>
 <input type="text"/>	 <input type="text"/>

13/4/26

Paste the sticker  
here

# Prayer

Thank you God for the world so sweet,  
Thank you God for the food we eat,


Thank you God for the birds that sing,  
Thank you God for everything.

### Time to Tell

- What should we thank God for?
- Count and tell how many birds are there in the poem.

### TIME TO ACT

Everything is given to us by God, so we should be thankful to Him and should pray regularly.




# Ten Little Fingers

Ten little fingers, ten little toes,  
Two little ears, and one little nose.  
Two little eyes that shine so bright,  
And one little mouth to kiss mother goodnight.




**Time to Tell**

- How many fingers and toes do we have?
- When do we wish 'good night'?



**TIME TO ACT**

We should take care of each and every part of our body. They do different jobs for us.



# बुबेरा

सूरज निकला मिटा अँधेरा,  
देखो बच्चो! हुआ सवेरा।

आया मीठी हवा का फेरा,  
चिड़ियों ने फिर छोड़ा बसेरा।

जागो बच्चो! अब मत सोओ,  
इतना सुंदर समय न खोओ।

सीखो और समझो—  
हमें सुबह जल्दी उठना  
चाहिए।

सोचो और बताओ—

- अँधेरा किसके निकलने से मिटता है?
- सूरज के आने पर क्या होता है?
- बच्चे क्या कर रहे हैं?

एक चिड़िया के बच्चे चार,  
घर से निकले पंख पसार।

पूरब से पश्चिम को जाएँ,  
उत्तर से दक्षिण को आएँ।

घूमघाम जब घर को आएँ,  
मम्मी को एक बात सुनाएँ।

देख लिया हमने जग सारा,  
अपना घर है सबसे प्यारा।

## चिड़िया



सोचो और बताओ—

चिड़िया के बच्चे

मीरब