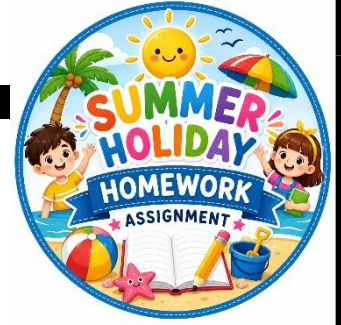




DEEP PUBLIC SCHOOL

Your Child's future is Our Priority!!
Sector - D, Pocket - II, Vasant Kunj New Delhi – 110070



Class :IV

Session (2026-2027)

ASSIGNMENT

English:

Theme: Explore, Imagine, Create

Choose any two activities from the following activities. Use A3 size color sheets to do your work, write your name at the back. Activity 1 and 2 can be done in scrap books too. Make your homework look bright creative and colourful.

1. Travel Brochure Project ✈️

Make a mini brochure of your dream holiday destination.

Include:

- Picture/drawing
- Why you want to visit
- 5 describing words

2. Comic Strip Creation 💬

Create a 6-box comic strip on: "A Day When Animals Could Talk"

Add dialogues in speech bubbles.

3. Best Out of Waste Bookmark 📖

Make 2 creative bookmarks.

Write:

- One motivational quote
- One English proverb

4. My Holiday Journal 📅

Write about 3 special holiday moments (5–6 lines each)

Decorate with colours/stickers.

5. Word Hunt Challenge

Find and paste/cut 20 English words from newspapers/magazines.

Arrange them under:

- Nouns
 - Verbs
 - Adjectives
-

Maths:

Complete all work neatly in a separate notebook. Use colours and creativity wherever needed.

Revise tables from 2 to 20 daily. Do all model activities with the help of waste materials.

Section A – Numbers and Numeration

Q1. Write the number names:

45,678 -

3,09,421 -

7,80,015 -

90,999 -

1,25,640 -

Q2. Write the numerals:

Forty-five thousand six hundred twelve -

Three lakh twenty thousand five -

Eight lakh seven thousand thirty -

One lakh nine thousand ninety -

Six lakh fifteen thousand four hundred –

Q3. Expand the following numbers:

Example: $45,321 = 40,000 + 5,000 + 300 + 20 + 1$

1,23,909 -

45,321 -

89,765 -

7,08,456 -

3,40,210 -

Q4. Write the place value and face value of:

- i. 5 in 45,678
- ii. 9 in 3,09,421
- iii. 7 in 7,80,015
- iv. 2 in 1,25,640
- v. 8 in 89,765

Q5. Arrange in ascending order:

45,678 ; 34,890 ; 56,123 ; 12,456

7,80,001 ; 7,08,100 ; 7,18,010 ; 7,81,000

Q6. Arrange in descending order:

98,765 ; 87,654 ; 76,543 ; 65,432

3,45,678 ; 3,54,678 ; 3,65,478 ; 3,25,678

Section B – Abacus

Q1. Draw an abacus and show these numbers:

45,321

3,08,412

7,65,204

Q2. Write the number shown on the abacus: (Students will draw beads and identify the number.)

H-4 T-5 O-6

Th-3 H-2 T-1 O-5

TTh-2 Th-4 H-3 T-5 O-7

Q3. Make an abacus model using:

Ice cream sticks / Beads/pulses /Cardboard

Paste or draw the model in notebook.

Section C – Roman Numerals

Q1. Write in Roman numerals:

5 -

49 -

9 -

75-

14 -

99 -

27 -

100 -

Q2. Write in Hindu-Arabic numbers:

XV -

LXV -

XIX -

XC -

XL -

C -

Q3. Match the following:

Roman Numeral

Number

XX

90

XC

20

XLV

45

L

50

Q4. Write the Roman numeral dates:

Your birthday -

Today's date -

Independence Day -

Section D – Addition

Q1. Add:

$45,678 + 12,345 =$

$56,789 + 23,456 =$

$78,901 + 11,234 =$

$90,909 + 10,101 =$

$3,45,678 + 2,11,111 =$

Q2. Word Problems:

- i. A shop sold 23,456 pencils in June and 12,345 pencils in July. How many pencils were sold altogether?
- ii. A library has 45,678 story books and 23,111 science books. Find the total number of books.

Section E – Subtraction

Q1. Subtract:

$56,789 - 23,456 =$

$65,432 - 23,210 =$

$90,000 - 45,678 =$

$1,00,000 - 54,321 =$

$7,80,000 - 3,21,111 =$

Q2. Word Problems:

- i. A factory produced 90,000 toys. Out of these, 45,678 toys were sold. How many toys are left?
- ii. Riya had ₹75,000. She spent ₹23,450 on furniture. How much money is left?

FUN ACTIVITY SECTION

Activity 1 – Number Tree

Make a colourful “Number Tree” using chart paper.

Write: Odd numbers on leaves, Even numbers on flowers

Activity 2 – Roman Numeral Clock

Make a clock using Roman numerals with cardboard or paper plate.

Activity 3 – Place Value House Model

Prepare a place value house showing:

Ones

Tens

Hundreds

Thousands

Ten Thousand

Lakhs

Use colours and labels.

Mental Maths

1. $500 + 500 =$ _____
2. $1000 - 250 =$ _____
3. XL = _____
4. $99 + 1 =$ _____
5. Place value of 7 in 70,456 = _____

SOCIAL SCIENCE:

All students are instructed to complete their project work neatly and creatively. Use bright and attractive colours to make your project visually appealing, and write clear headings for each section so that your work is well-organized. Make sure all diagrams, charts, and pictures are properly labelled in a neat manner. Include short and meaningful explanations in your own words, avoiding very long paragraphs. Keep your work simple, clean, and easy to understand while showing your creativity through drawings, borders, and presentation. Ensure that your handwriting is clear and the overall work is tidy and well-presented.

Q1 “Life in the Northern Mountains” Scrapbook

- Make a scrapbook showing:
 - Food habits 🍲
 - Clothes 👕
 - Houses 🏠
 - Occupations (farming, tourism, handicrafts)
- Add pictures and write 2–3 lines for each.

Q2. Map Work Project – Northern Mountains of India in scrapbook

- Draw/paste a map of India.
- Mark and label:
 - Jammu & Kashmir
 - Himachal Pradesh
 - Uttarakhand
 - Sikkim
 - Ladakh
 - Purvanchal Range
- Use different colours for each region.

Q3. My Favourite Mountain State” in scrapbook

- Choose one state (like Sikkim or Himachal Pradesh).
- Create a small booklet including:
 - Capital
 - Climate
 - Famous places
 - Culture
- Decorate each page.

Q4. Traditional Dress & Culture Chart in scrapbook

- Make a scrapbook showing traditional dresses of:
 - Jammu & Kashmir
 - Himachal Pradesh
 - Uttarakhand
 - Sikkim
 - Northeastern states
- Add small notes about festivals and culture.

Q5. 3D Model of Mountain Life model work (max marks)

- Make a model using clay/cardboard showing:
 - Houses on slopes
 - Terraced farming
 - Rivers and mountains
- Label all parts neatly.

Q6. Culture & Festival Collage scrapbook

- Collect pictures of festivals like:
 - Bihu (Assam region influence in Northeast)
 - Losar (Ladakh)
 - Local fairs of Uttarakhand/Himachal
 - Write 1–2 lines about each
-

SCIENCE:

1. 'MY FIRST AID BOX'

- Ready to help, ready to care

2. 'KNOWING EMERGENCY PHONE NUMBERS'

- Be alert, be safe'

3. MODELS (any two)

- a) Germination of a Seed - 'The start of a plant's journey!'
- b) Water Purifier - 'Clean water, healthy life!'
- c) Food Chain Model - 'Every living thing depends on another!'
- d) Rainwater Harvesting Model - 'Save water for future generations!'

4. POSTER MAKING

Save Environment Model:

- a) "Go green and keep the Earth clean!"
- b) "Save water, Save life!"

COMPUTERS:

1. Make a colourful chart of Computer Hardware Devices

Draw and label: Keyboard, Mouse, Monitor, CPU, Printer, Speakers.

2. Draw pictures of Software on white A4 size sheet

Write names like: Paint, MS Word, Calculator, Games, Chrome.

3. Make a "Parts of Computer" flower chart

Draw a flower and write one computer part on each petal.

4. Create a Computer Uses Collage

Draw pictures showing computers used in schools, hospitals, banks, shops, and homes.

5. Draw and colour an Input and Output Devices on A4 size sheet, Divide A4 size sheet into two sections:

1. Input Devices
2. Output Devices

6. Write 5 Advantages and 5 Disadvantages of Computers. Decorate with colours and stickers on chart paper.

हिंदी -

1. अब तक पढ़ाए जा चुके पाठों को दोहराएँ व उनके प्रश्न उत्तर याद करें ।
2. 'पंचतंत्र की कहानियाँ' से कोई पाँच कहानियाँ पढ़ें ।
3. नीचे दी गई वर्कशीटों के प्रिंट आउट निकालकर उन्हें पूरा करें ।

दिए गए शब्दों की सहायता से कहानी पूरी करो

नाम: _____


कक्षा: _____

दिनांक: _____

नीचे दी गई कहानी में दिए गए शब्दों की सहायता से खाली स्थान भरकर कहानी पूरी कीजिए।

भोलू और टॉमी की दोस्ती

एक गाँव में भोलू नाम का एक _____ (1) रहता था।
एक दिन उसे रास्ते में एक छोटा सा _____ (2) मिला।
वह बहुत _____ (3) था और काँप रहा था।
भोलू ने उसे अपने घर लाकर _____ (4) दी और
उसकी मरहम-पट्टी की। कुछ ही दिनों में वह ठीक हो गया।
भोलू ने उसका नाम _____ (5) रखा।
टॉमी भोलू का बहुत _____ (6) बन गया।
वह हर समय उसके साथ रहता, उसके पीछे-पीछे जाता
और उसकी _____ (7) करता।
एक दिन गाँव के पास जंगल में आग लग गई।
भोलू और टॉमी ने मिलकर गाँव के लोगों को _____ (8) दी।
सबने मिलकर आग पर काबू पाया। गाँव वाले भोलू और टॉमी
की _____ (9) करने लगे।
उस दिन के बाद भोलू और टॉमी हमेशा _____ (10) से रहने लगे।



★ शब्द-सहायता (Word Bank) ★

दोस्ती, कुत्ता, लड़का, टॉमी, खाना, देखभाल, मदद, जान बचाई, खुश, साथ

सोचो और बताओ -

1. भोलू और टॉमी ने मिलकर क्या अच्छा काम किया? _____
2. हमें इस कहानी से क्या सीख मिलती है? _____





अपना परिचय दीजिए



नाम: _____

कक्षा: _____

दिनांक: _____

1 आपका नाम: _____

2 पिता का नाम: _____

3 माता का नाम: _____

4 आप किस कक्षा में पढ़ते हैं? _____

5 विद्यालय का नाम: _____

6 आपकी रुचियाँ (आपको क्या-क्या पसंद है?):




7 आपका मित्र: _____



8 आप क्या बनना चाहते हैं? _____



मेरे बारे में कुछ और... 




पेड़ हमारे जीवन का आधार

नाम: _____

कक्षा: _____

दिनांक: _____

1. चित्र में पेड़ के भागों को पहचानकर नाम लिखिए -



जड़ तना पत्ते शाखाएँ

2. पेड़ों से हमें मिलने वाली चीजों की सूची लिखिए -

- _____
- _____
- _____
- _____
- _____
- _____
- _____



3. पेड़ हमें क्या-क्या देते हैं? (कम से कम 5 बातें लिखिए)

- ★ _____
- ★ _____
- ★ _____
- ★ _____
- ★ _____



4. पेड़ों की रक्षा के लिए आप क्या करेंगे?

- ★ _____
- ★ _____
- ★ _____
- ★ _____
- ★ _____



अंब नानी के लिए संदेश



चित्र वर्णन


नीचे दिए गए चित्र को ध्यानपूर्वक देखिए और उसका वर्णन कीजिए।

नाम: _____

कक्षा: _____

दिनांक: _____

चित्र को ध्यानपूर्वक देखिए -



चित्र का वर्णन -

इन बिंदुओं की सहायता से चित्र का वर्णन कीजिए -

- ◆ यह चित्र किसका है?
- ◆ आपको चित्र में क्या-क्या दिखाई दे रहा है?
- ◆ चित्र में कौन-कौन से रंग हैं?
- ◆ चित्र में क्या हो रहा है?
- ◆ यह दृश्य कैसा लग रहा है?
- ◆ आपको यह चित्र कैसा लगा?

