

The background of the cover is a light blue sky with a pattern of white, wavy lines. In the top left corner, there are green monstera leaves, a pair of red flip-flops, a pair of sunglasses, a yellow beach hat with a red ribbon, and a red and white lifebuoy. In the top right corner, there is a pink polka-dot beach bag and a palm tree. In the center, a smiling sun with a face is partially obscured by the word 'Summer'. The word 'Vacation' is written in a bubbly, blue font with orange and red swirls. Below it, the word 'Homework' is written in a colorful, bubbly font with each letter in a different color (red, yellow, green, blue, pink, orange, red, yellow). At the bottom, there is a red and white striped beach umbrella and a red and white striped beach chair on a sandy beach. The bottom right corner features a green and white striped beach umbrella and a palm tree.

# Summer Vacation Homework



Dear Children,

It is blazing hot in summer and we begin to look forward for our summer vacations when we can relax and spend quality time with our family and friends or in outings.

Try to develop new skills that will enhance your knowledge and will be lessons for a lifetime. It will be great if you keep some semblance of academics alive in the fun.

Guidelines for students:

1. Ensure timely submission of the given assignment after the school reopens. Remember, a well-presented holiday homework fetches your accolades.
2. Revise all the topics which have been taught by your subject teachers in the new session.
3. Books are companions of lifetime. Read good books, novels, short stories, travelogues etc. During your summer holidays. Your school library is a reservoir of variety of books.
4. Take up an activity at home that is joyful and excites you like sketching, painting, learning any musical instrument or gardening etc.

Guidelines for the parents:

1. Communication skills play a pivotal role in grooming the holistic personality of the children. Please converse with your children preferably in English to acquaint them with the language skills.
2. Please spend quality time with your children engaging them in activities based on enhancing their powers of observation, imagination and creativity.
3. Please sensitize your child about the rich culture and heritage by watching different informative channels, videos or reading books.

Stay Healthy!

Wishing you all a very enjoyable and fun-packed Summer Holidays!

Manisha Kaushal  
Principal





**SHIKSHA BHARATI GLOBAL SCHOOL**

**SESSION- 2026-27**

**CLASS- NURSERY**

**SUMMER HOLIDAY HOMEWORK**

**English**

➤ **Listening skills**

- Listen to short stories (Lion and the Mouse)
- Identify characters with sounds (animal and bird sounds, action)

➤ **Speaking and Reading skills**

- Read and speak letters A to L
- Picture words (example-Apple, basket, caterpillar, drum etc.)

Learn 5 words from each letter.

- Practice simple greetings- GOOD MORNING, GOOD AFTERNOON, GOOD EVENING.
- Practice magical words- SORRY, PLEASE, THANK YOU, EXCUSE ME, WELCOME.

➤ **Writing skills**

- Pre-writing concepts- standing line, sleeping line, slanting lines, curves.
- Trace and write letter A to D.
- Recognize the picture and write the first letter.
- Do the given worksheets.

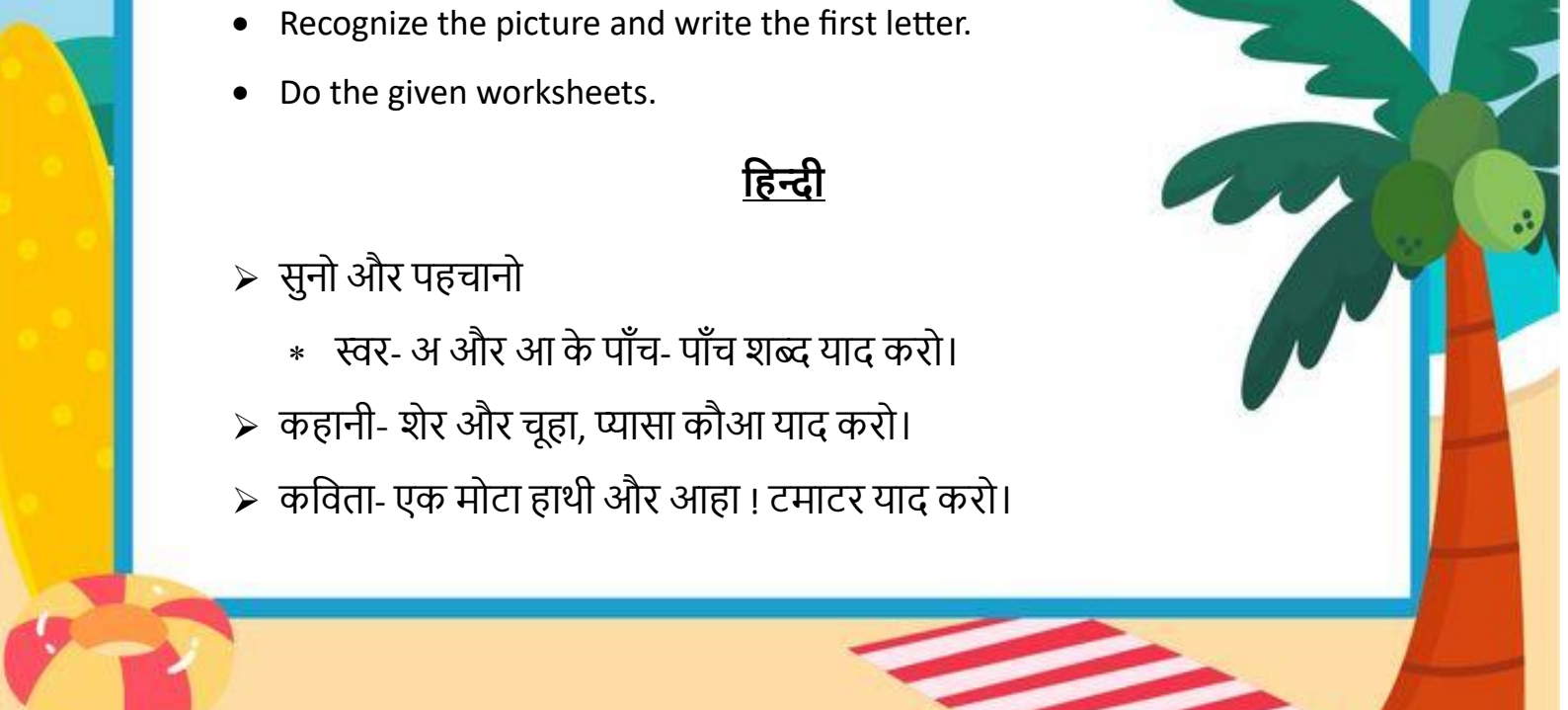
**हिन्दी**

➤ सुनो और पहचानो

\* स्वर- अ और आ के पाँच- पाँच शब्द याद करो।

➤ कहानी- शेर और चूहा, प्यासा कौआ याद करो।

➤ कविता- एक मोटा हाथी और आहा ! टमाटर याद करो।





## Maths

- Count aloud numbers 1 to 20.
- Identify numbers in surroundings (example- clock)
- Activities – count objects (toys and fruits)
- Compare – Big & small , Tall & short
- Count and write the correct number.
- Count and match the correct number.
- Count and circle the correct number.
- Trace numbers 1 to 5.
- Colour shapes- square and circle.
- Do the given worksheets.

## EVS

- About myself (learn 6 lines on Myself.)
- Learn body parts (eyes, nose, ears, tongue, skin, head, hands legs etc.)
- Fruits name (apple, mango, banana, orange and grapes)
- Vegetables name (tomato, potato, brinjal, carrot, radish, onion)
- Rooms in my house (living room, kitchen, bedroom, bathroom)
- Action words (clapping, jumping, dancing, rolling, hopping)
- I am feeling – Happy, Sad, Excited and Angry
- Do the given worksheets.


## Art and craft

- Do the given colouring worksheets.

## Let's be creative

- Reading challenge- Encourage kids to read a summer vocabulary.

Hot	Umbrella
Sun	Watermelon
Summer	Ice-cream
Thirsty	Lemonade
Melt	Sunglasses
Ice	





- **Father's Day special-** Create special moment with your father on Father's Day, click photograph with your hero and paste it on the given worksheet.

- **Outdoor exploration- (World Environment Day 7<sup>th</sup> June)**

Visit to nearby park and create a scavenger hunt list for items to find in nature, such as different types of leaves, flowers and insects.

- **Physical activity- (International Yoga Day 21<sup>st</sup> June)**

Encourage kids to stay active by doing yoga postures on daily basis.

- ✓ Tree posture (Vrikshasana)
- ✓ Cat pose (Marjarisana)
- ✓ Butterfly pose (Baddhakonasana)
- ✓ Child's pose (Balasana)
- ✓ Mountain pose (Tadasana)

- **Family time-** Schedule regular family time like movie night, picnic and game nights to bond and create long lasting memories.

- **Prepare flash cards** of my body parts and I am feeling – Happy, Sad, Excited and Angry.

- **Let's make our little one to become more independent by teaching him or her in various activities.**

- ✓ Buttoning and unbuttoning the shirt.
- ✓ Folding mats and clothes.
- ✓ Learning to wear socks and shoes.
- ✓ Learning to wear socks and shoes.
- ✓ Learning how to zip their school bag.
- ✓ Sorting and pairing household items.
- ✓ Independent eating habits.
- ✓ Arranging their toy shelf.




SUBJECT- DRAWING

NAME- \_\_\_\_\_


DATE- \_\_\_\_\_

Q. Colour the given images neatly.

HAPPY






SUMMER




MANGO


# Color the Stars







**Watermelon**





**ORANGE**






**LET'S BE CREATIVE**  
**TOPIC – FATHER'S DAY**

**NAME-** \_\_\_\_\_

**DATE -** \_\_\_\_\_

**Q- Click a photograph with your father and paste it in the given space.**



**— YOU —**  
**ARE MY**  
**SUPERHERO!**

TOPIC – ROOMS IN MY HOUSE

NAME \_\_\_\_\_

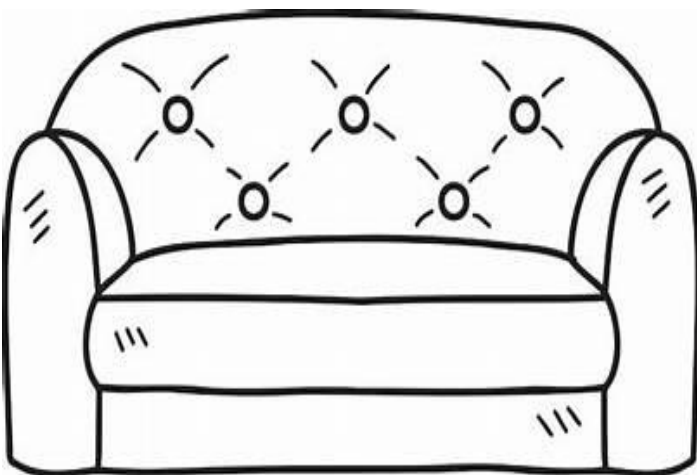
DATE - \_\_\_\_\_

Q- Colour the things that you see: -

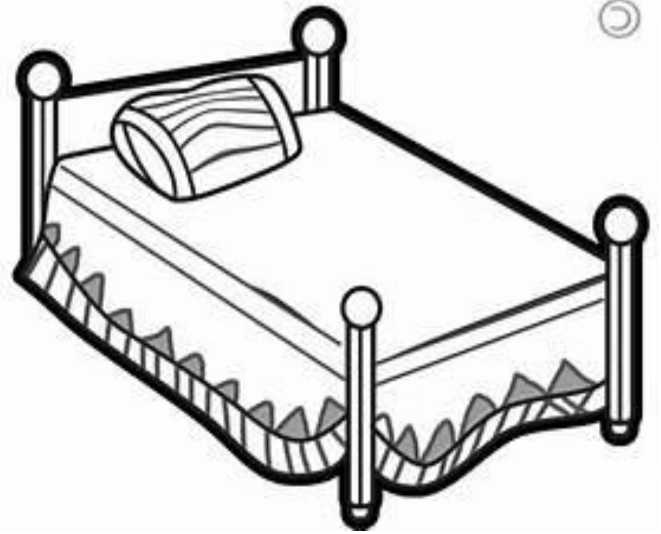
a) In the bathroom





b) In the living room



**c) In the bedroom**




**d) In the kitchen**



# Trace the number-'1'

1

One



1	1	1	1	1	1
1	1	1	1	1	1
1	1	1	1	1	1
1	1	1	1	1	1
1	1	1	1	1	1

Trace the number-'2'

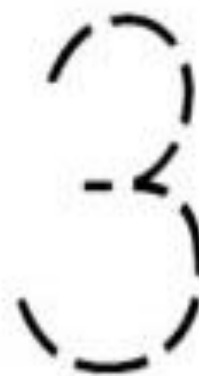
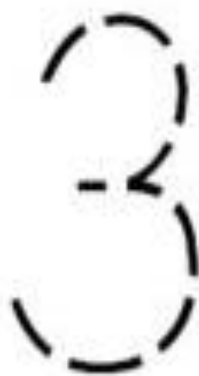
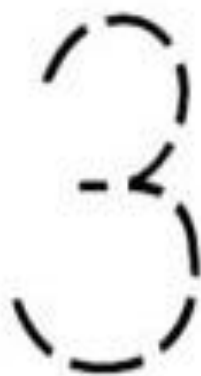
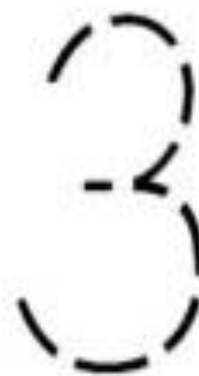
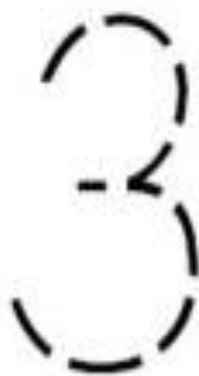
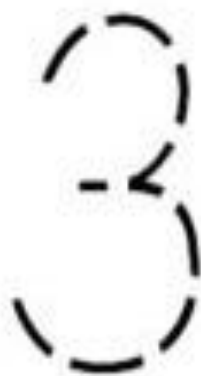
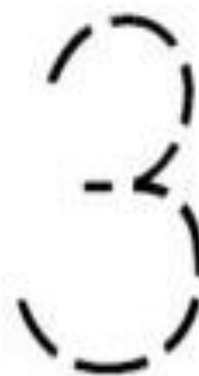
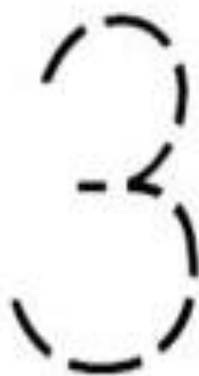
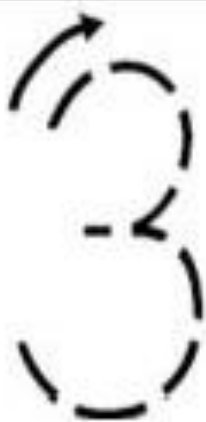


2	2	2	2
2	2	2	2
2	2	2	2
2	2	2	2

# Trace the number-'3'



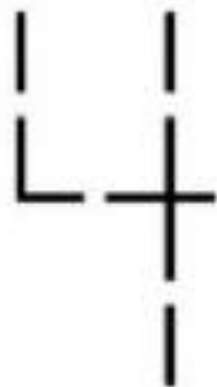
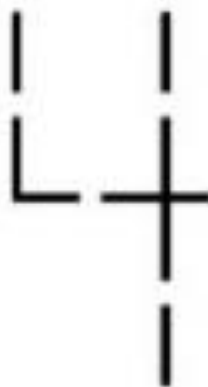
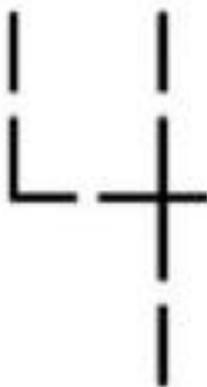
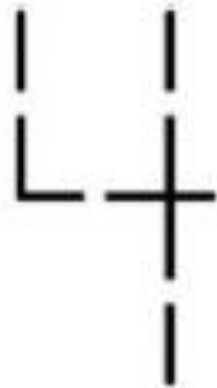
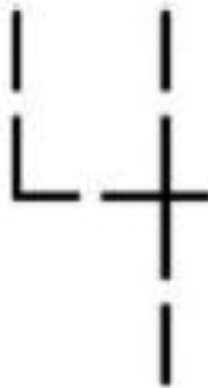
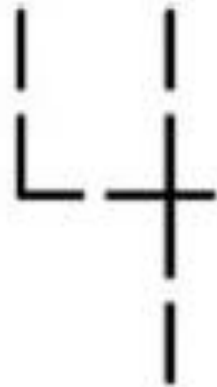
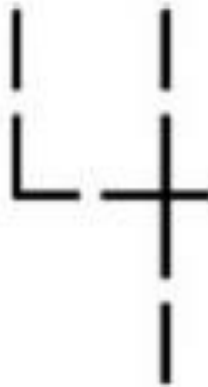
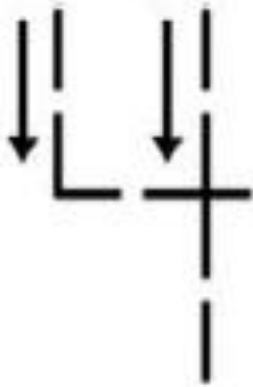
Three Balls



# TRACE THE NUMBER-4




Four Garbage  
Trucks



# TRACE THE NUMBER-5

Practice writing number 5

5  
five



# COUNT & WRITE-1 TO 5



1	2	3	4	5
---	---	---	---	---

**COUNT AND MATCH THE CORRECT NUMBER**




5



3



4








1



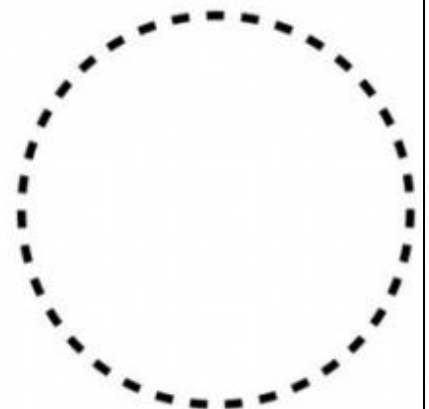
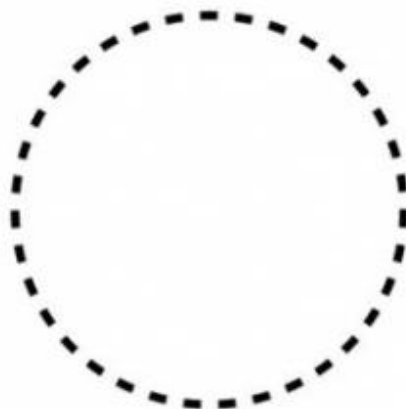
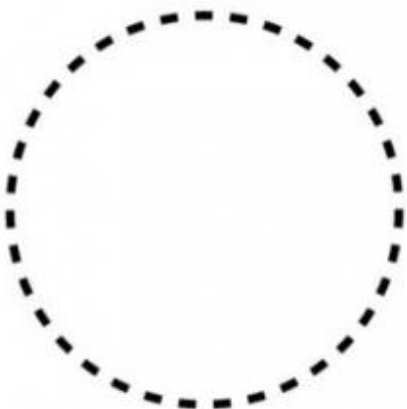






2

**COUNT AND CIRCLE THE CORRECT NUMBER**

	3    1    5
	2    4    3
	5    2    4
	4    1    3
	2    3    5


# SHAPE- CIRCLE

Trace the circle and colour it.










# SHAPE- SQUARE

Trace, Tear and paste inside the squares.





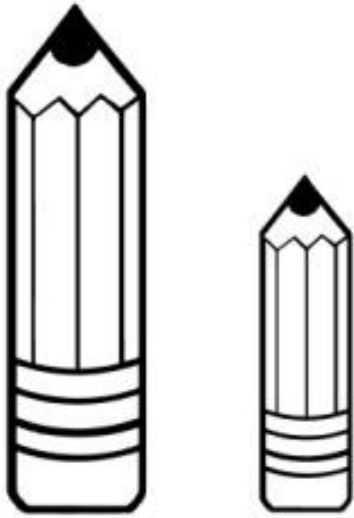
# BIG AND SMALL

Match the correct big animal to the small animal.



# TALL AND SHORT

Colour the Tall Green and Short Pink





SHIKSHA BHARATI GLOBAL SCHOOL

SESSION-2026-27

CLASS- NURSERY

SUBJECT-ENGLISH

STORY – The Lion and the Mouse

TEACHER'S GUIDELINE:-

Listen the story carefully.

“The lion is big, the mouse is small, but your brain must be bigger than both”.



1. A big lion was sleeping in the forest.
2. A small mouse ran over the lion.
3. The lion woke up and caught the mouse.
4. The mouse said, “Please let me go.”
5. The lion was kind and let the mouse go.
6. One day the lion was caught in a net.
7. The mouse cut the net and saved the lion.

**Moral: Small friends can help big friends.**



# SHIKSHA BHARATI GLOBAL SCHOOL

SESSION-2026-27

CLASS- NURSERY

SUBJECT-ENGLISH

STORY – Thirsty Crow

## TEACHER'S GUIDELINE:-

Listen the story carefully.

“Let’s watch the teacher and pictures

Keep your eyes on the story—don’t let the water hide in the pot!



## The Thirsty Crow

1. A little crow was very thirsty.
2. He flew around looking for water.
3. He saw a pot with a little water inside.
4. The water was too low to drink.
5. The clever crow picked up small stones.
6. He dropped the stones into the pot.
7. The water rose, and the crow drank happily.
8. The crow said, “Yay! I used my brain!”

**Moral: Even small friends can solve big problems!**

**TOPIC:- PRE-WRITING CONCEPT (**  
**STANDING LINE)**

**Let's make "magic sticks" to spark imagination.**




**TOPIC – PRE WRITING CONCEPT(**  
**SLEEPING LINE)**

**“Let’s trace the lines to assist the bees in returning**  
**home.”**

































**TOPIC:- PRE-WRITING CONCEPT (**  
**SLANTING LINE)**

**“Let’s make super slanted lines.”**



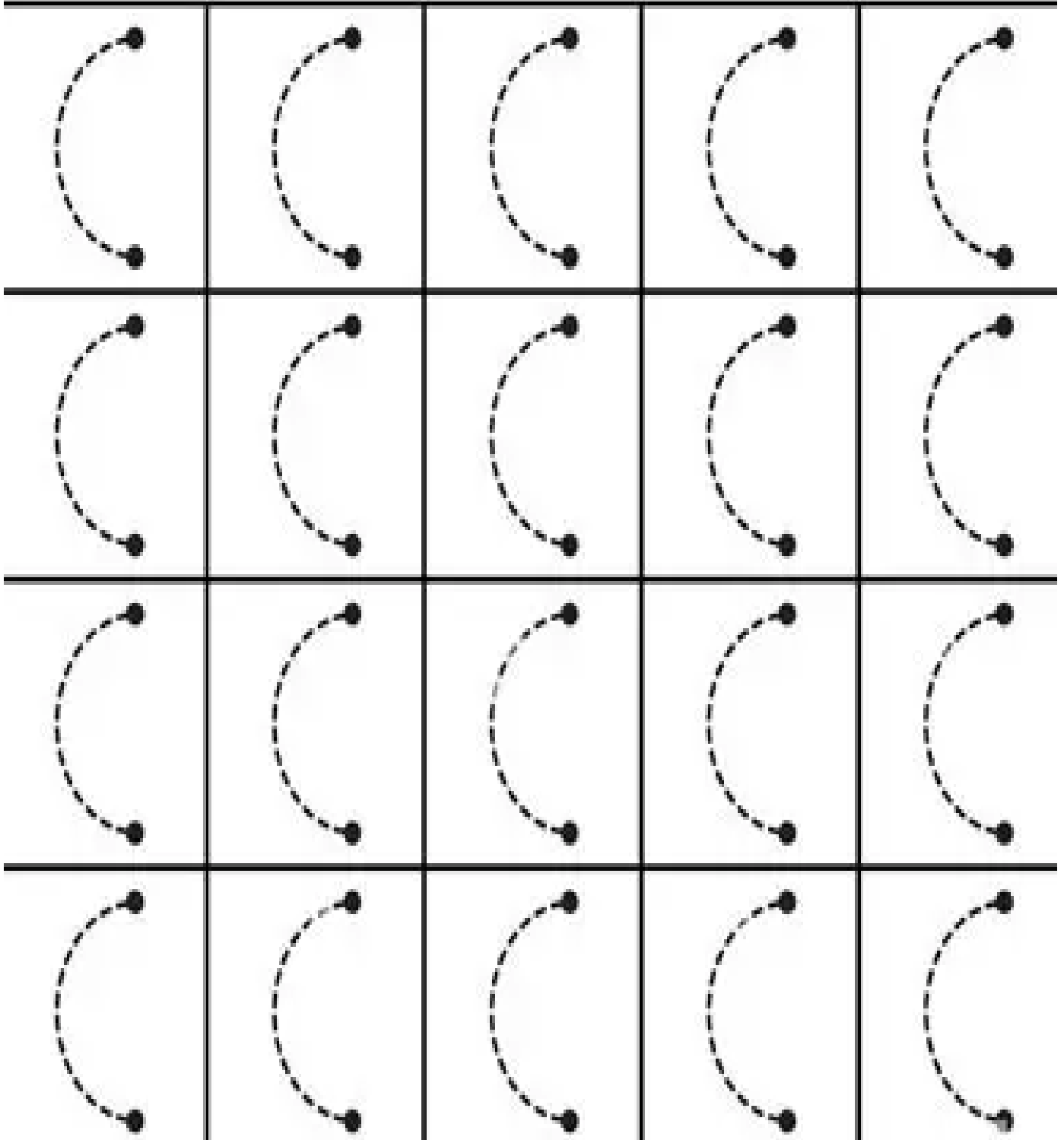
**TOPIC:- PRE-WRITING CONCEPT (**  
**SLANTING LINE)**

**“Trace the slanting line to help them slide down.”**

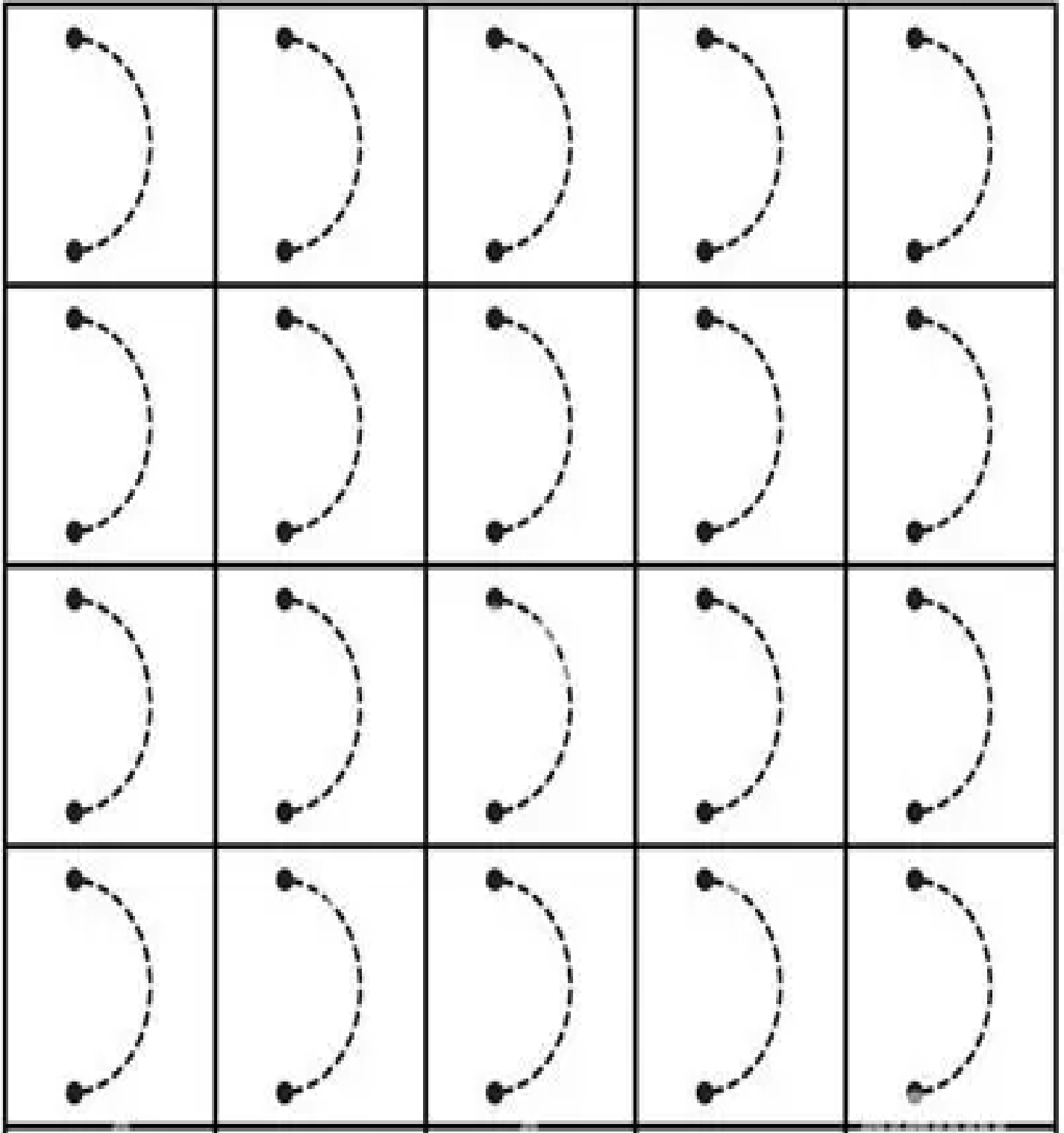
**TOPIC:- PRE-WRITING CONCEPT ( LEFT CURVE)**

**“Let’s make our left curves smooth and round like a snail’s shell”**



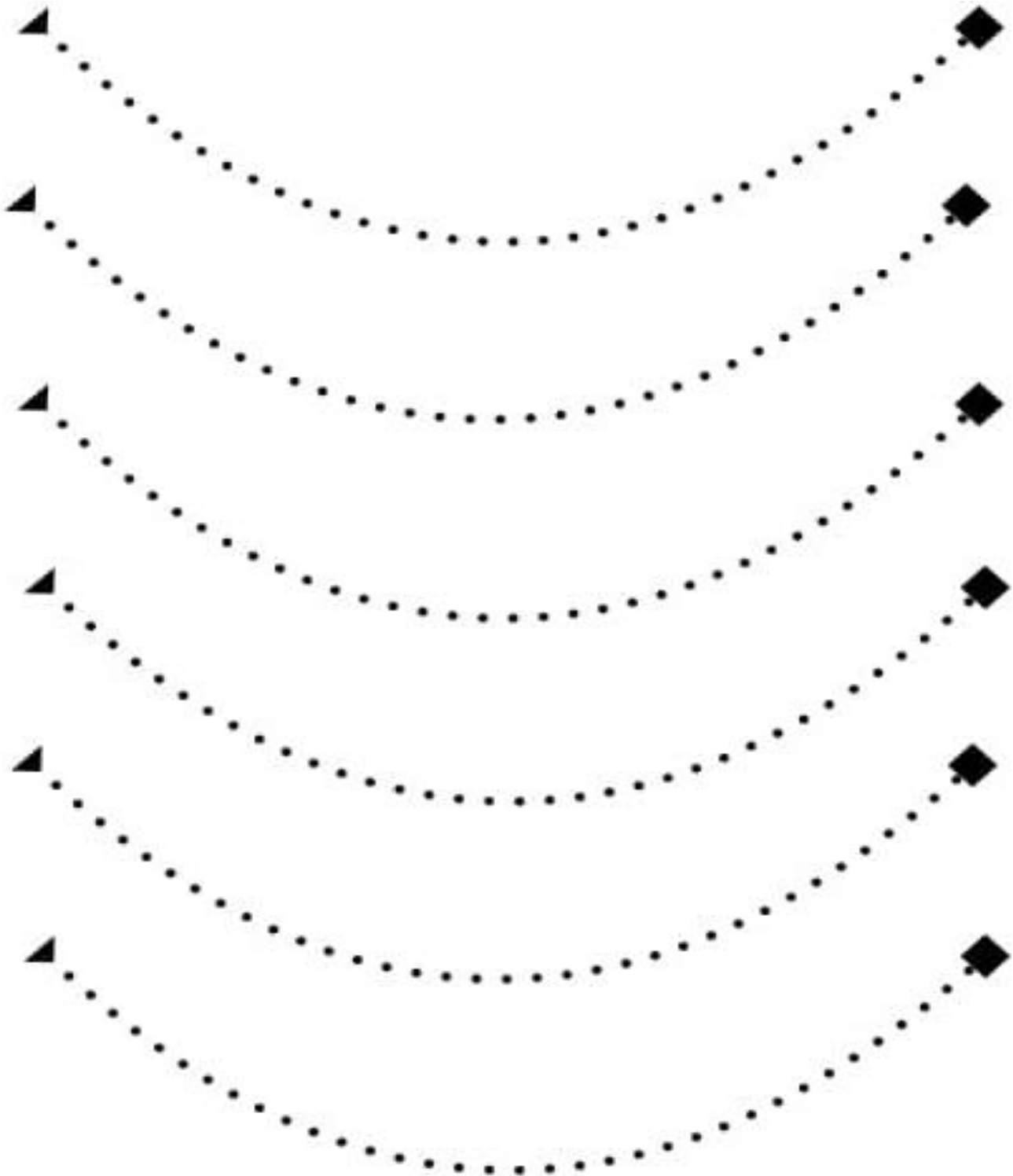
**TOPIC- PRE WRITING CONCEPT ( RIGHT CURVE)**

**“Use your creativity to make curve captain.”**



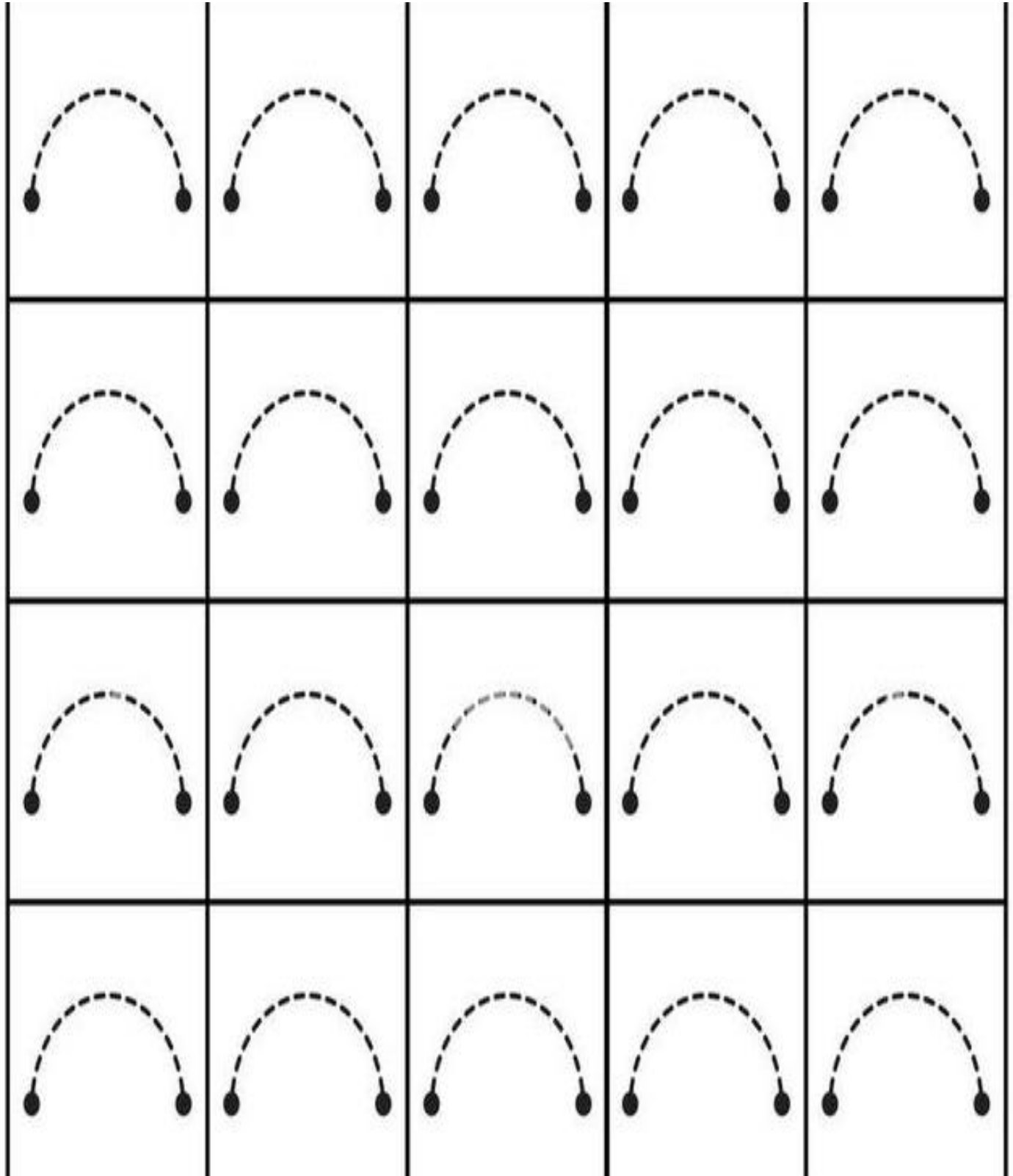
**TOPIC:- PRE-WRITING CONCEPT (**  
**UPWARD CURVE)**

**“Let’s trace upward curves and colour them like**  
**rainbows”**



**TOPIC- PRE WRITING CONCEPT (**  
**DOWNWARD CURVE)**


**“Downward curve : Not scary , Just slides in**  
**disguise.”**



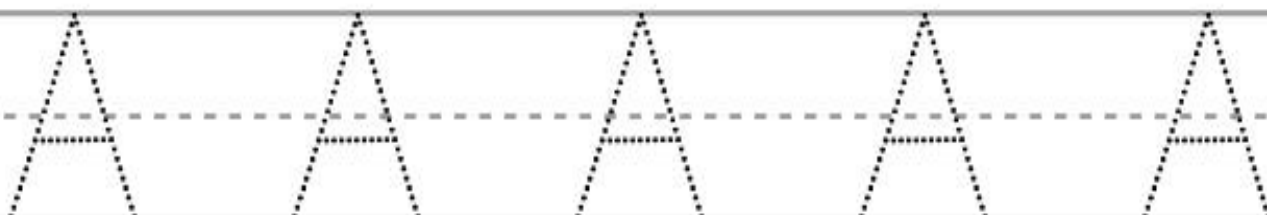
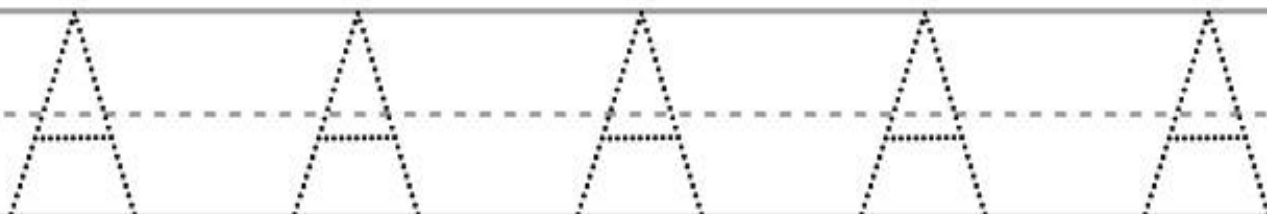
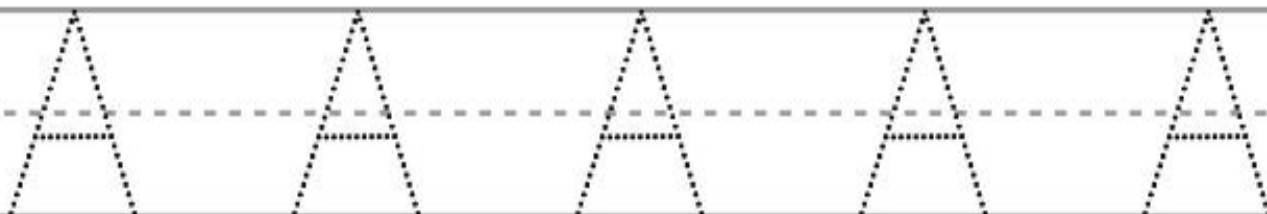
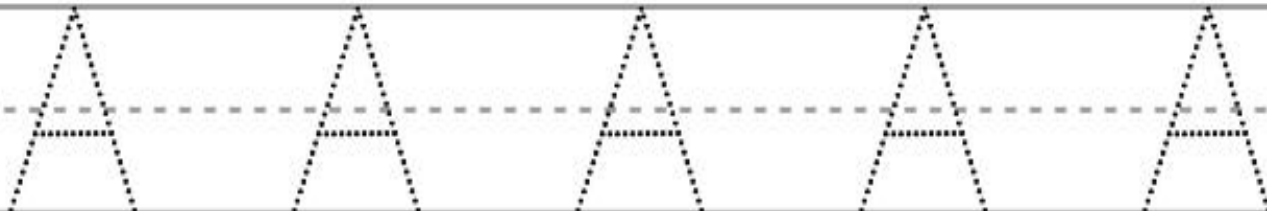
Colour the pictures and trace the Alphabets




**Apple**



**Ant**



Colour the pictures and trace the Alphabets



**Ball Butterfly**

Tracing practice section consisting of four rows of handwriting lines. Each row contains five dotted uppercase 'B's for tracing. The lines are defined by a solid top line, a dashed middle line, and a solid bottom line.

Colour the pictures and trace the Alphabets




Car



Cup



Colour the pictures and trace the Alphabets



**Duck**



**Drum**

Tracing practice area consisting of four rows of five dashed uppercase 'D' characters on a three-line grid (top, middle dashed, bottom).

Match the pictures to its first letters



A



B




C




D

Circle the correct letter



B A C D E

A B C D E



E D A B C

B A C D E





Enjoy

Summer

time!