

A vibrant, cartoon-style illustration for a summer vacation homework cover. The background is a light blue sky with a white, wavy, textured pattern. In the center, a smiling sun with a face and rays is surrounded by a red heart and water droplets. The words "Summer Vacation" are written in large, bubbly, blue and purple letters, with a red and orange hose-like shape looping through them. Below this, the word "HOMEWORK" is written in large, colorful, block letters (red, yellow, green, blue, pink, orange, red, yellow) with a white shadow effect. The scene is decorated with various summer items: a yellow and white striped beach ball, a yellow sun hat with a red ribbon, a red and white lifebuoy, a pair of red flip-flops, a pair of red sunglasses, a pink polka-dot beach bag, a green and white striped beach umbrella, a red and white striped beach chair, and a red and white striped beach umbrella. There are also several green palm leaves and a yellow and white striped beach ball. The overall style is bright, cheerful, and playful.

Summer Vacation

HOMEWORK



Dear Children,

It is blazing hot in summer and we begin to look forward for our summer vacations when we can relax and spend quality time with our family and friends or in outings.

Try to develop new skills that will enhance your knowledge and will be lessons for a lifetime. It will be great if you keep some semblance of academics alive in the fun.

Guidelines for students:

1. Ensure timely submission of the given assignment after the school reopens. Remember, a well-presented holiday homework fetches your accolades.
2. Revise all the topics which have been taught by your subject teachers in the new session.
3. Books are companions of lifetime. Read good books, novels, short stories, travelogues etc. During your summer holidays. Your school library is a reservoir of variety of books.
4. Take up an activity at home that is joyful and excites you like sketching, painting, learning any musical instrument or gardening etc.

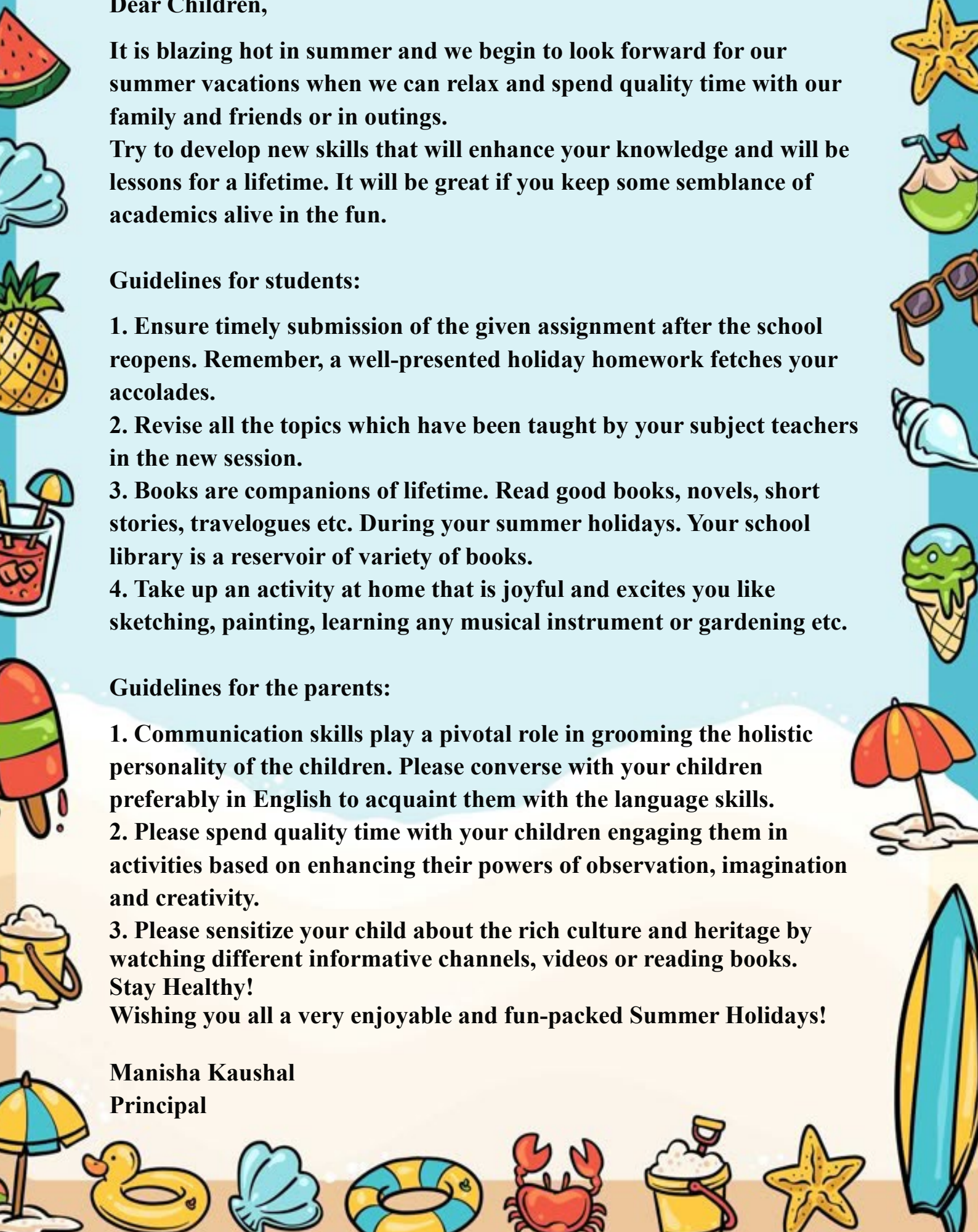
Guidelines for the parents:

1. Communication skills play a pivotal role in grooming the holistic personality of the children. Please converse with your children preferably in English to acquaint them with the language skills.
2. Please spend quality time with your children engaging them in activities based on enhancing their powers of observation, imagination and creativity.
3. Please sensitize your child about the rich culture and heritage by watching different informative channels, videos or reading books.

Stay Healthy!

Wishing you all a very enjoyable and fun-packed Summer Holidays!

**Manisha Kaushal
Principal**



Summer Holiday Homework

Session – 2026–27

Class – KG

ENGLISH

❖ Listening Skill and Speaking Skill

- Rhymes – Learn the rhymes which were done in the class:
 - Prayer
 - Ice-Cream Man
 - Hair Dresser
- Sight Words (Reference Worksheet)
- Story – Rapunzel

❖ Reading Skill

- Phonic Book – Pg. No. 7, 8, 9 to 21

❖ Writing Skill

- Practice cursive letters a to m in three in one notebook
- Do the given worksheets
- Practice Zone – Pg. No.

HINDI

❖ श्रवण कौशल और मौखिक कौशल

- कविता – दी गई कविता याद करो:
 - हे भगवान
 - मेरा परिवार
 - सूरज

❖ पठन-पाठन

- शब्द ज्ञान (Pg. 6, 7, 8, 9, 10, 11)
- व्यंजन क से उ तक का परिचय तथा व्यंजन से संबंधित शब्द।

❖ लेखन कौशल

- व्यंजन क से उ तक का लिखित अभ्यास in three in one notebook.



MATHS

❖ Learning and Speaking Skills

- Revise counting 1 to 80

❖ Writing Skills

- Write counting 51 to 80 in three in one notebook
- Maths Book – Pg. 6, 7, 8, 9, 11, 22, 23, 24, 25, 26
- Practice Zone – Pg. 8

EVS

❖ Listening and Speaking Skills

- Learn 6 lines about “My Self”
- Learn the names of body parts with their spellings
- Picture Dictionary – Pg. 11

❖ Writing Skills

- Do the given worksheets

FUN TIME

- Do Pg. 5, 6, 7, 9, 10, 11, 12, 13, 14

ART & CRAFT

- Pg. 8, 13, 16, 20

GK

- Learn and paste the pictures of given national symbols of India

LET'S CREATIVE

❖ ENGLISH

- Make finger puppets of vowels

Link : <https://youtu.be/27tZsLK8l1E?si=ta1DzurDxE295YcB>





❖ MATHS - Number Collage

- Pick a number between 1 to 12 and paste that many objects

Example: Number 5 – Paste 5 leaves

Number 10 – Paste 10 buttons

Do it on A3 size paper and decorate it well.





❖ HINDI

- Make flashcards of व्यंजन क – ऊ with related pictures.

Link : <https://youtu.be/IVaJaVaxkP0?si=xArHBXo7TB8hIhW2>

❖ EVS

- Make a chart of 5 sense organs on A3 sheet.
 - Draw a big face in the centre with 5 labels pointing to organs.
 - Use bright colors and crayons.
 - Add real-life pictures or magazine cutouts.
 - Write each sense with a small example beside it.
 - Use glitter, stickers or borders to make it attractive.

❖ ART & CRAFT ACTIVITY(Any one)

- Super Dad Badge

Link : https://youtu.be/K_ZLOU4IKyg?si=-fEZsERXKoUdmn9f

- Photo Frame Craft

Link : <https://youtu.be/Sc8bS6W29Tk?si=VV4aaF2CRo-F6IJ>

- **Reading challenge-** Encourage kids to read a summer vocabulary.

Hot	Umbrella
Sun	Watermelon
Summer	Ice-cream
Thirsty	Lemonade
Melt	Sunglasses
Ice	





➤ **Outdoor exploration- (World Environment Day 7th June)**

Visit to nearby park and create a scavenger hunt list for items to find in nature, such as different types of leaves, flowers and insects.

➤ **Physical activity- (International Yoga Day 21st June)**

Encourage kids to stay active by doing yoga postures on daily basis.

- ✓ Tree posture (Vrikshasana)
- ✓ Cat pose (Marjarisana)
- ✓ Butterfly pose (Baddhakonasana)
- ✓ Child's pose (Balasana)
- ✓ Mountain pose (Tadasana)

➤ **Family time-** Schedule regular family time like movie night, picnic and game nights to bond and create long lasting memories.

➤ **Prepare flash cards** of my body parts and I am feeling – Happy, Sad, Excited and Angry.

➤ **Let's make our little one to become more independent by teaching him or her in various activities.**

- ✓ Buttoning and unbuttoning the shirt.
- ✓ Folding mats and clothes.
- ✓ Learning to wear socks and shoes.
- ✓ Learning to wear socks and shoes.
- ✓ Learning how to zip their school bag.
- ✓ Sorting and pairing household items.
- ✓ Independent eating habits.
- ✓ Arranging their toy shelf.



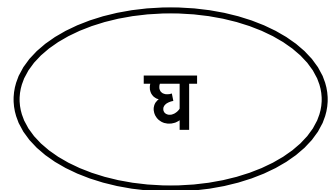


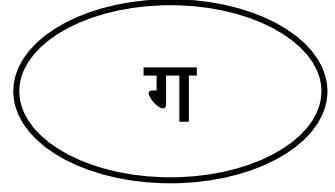

शिक्षा भारती ग्लोबल स्कूल

विषय - हिंदी

Name - _____

Date - _____

प्रश्न.1 चित्र देखकर सही व्यंजन से मिलान करें ।



SUBJECT – ART & CRAFT

Name - _____


Date - _____



SUBJECT – EVS

TOPIC – ALL ABOUT ME (MY SELF)

MY NAME IS _____



I AM A BOY / GIRL.

How old are you?

I am _____ year old.



In which class do you study?

I study in _____.




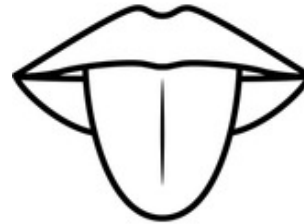

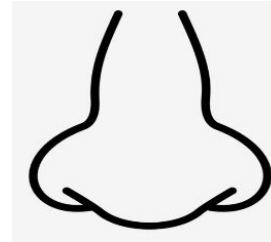


SUBJECT – EVS
TOPIC – SENSE ORGAN

Name - _____

Date - _____

Q. 1 Match the sense organ with correct object.




SUBJECT – EVS
TOPIC – BODY PARTS

Name - _____

Date - _____

Q.1 Match the body parts with their correct shadow.



SUBJECT- ENGLISH


Let's learn sight words

- **I**
- **AM**
- **ARE**
- **WE**
- **HE**
- **SHE**
- **THEY**
- **THIS**
- **THAT**
- **A**
- **ON**
- **IN**



• Match the following objects with their beginning letter.



• e •




• f •



• h •



• i •



• j •



SUBJECT – G.K
TOPIC – NATIONAL SYMBOLS

Name - _____

Date - _____

Q. 1 Paste the picture of national symbols of India.



National Fruit
(Mango)



National Flower
(Lotus)



National Bird
(Peacock)



National Animal
(Tiger)

SUBJECT- MATHS

NAME _____

DATE _____


Count and match.



19




12



16



18



15



13



17



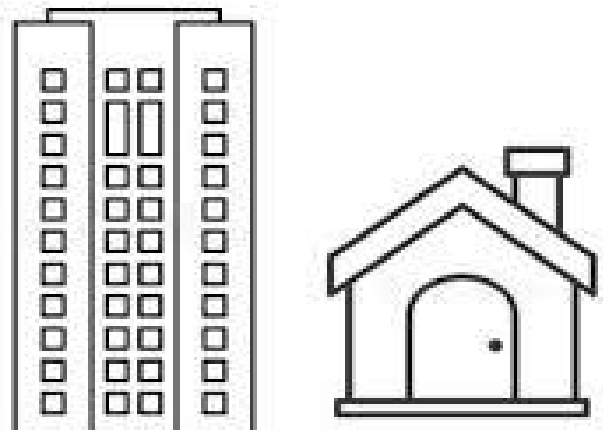


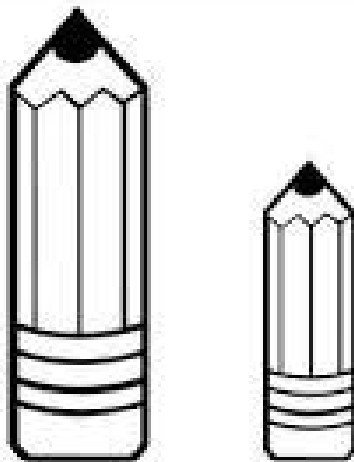
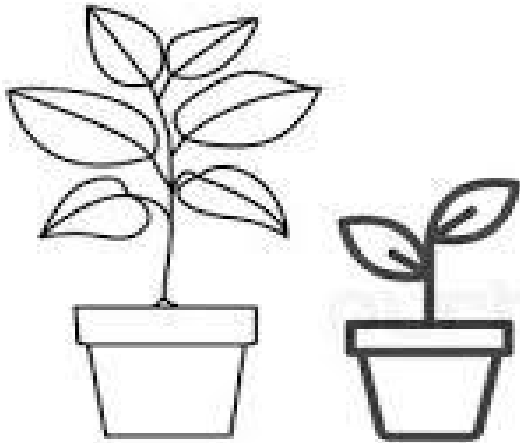
11



14


Short and Tall

Direction: colour the short object with blue and tall with yellow colour.






Heavy and Light

Colour the objects that are heavy.



Colour the objects that are light.





Enjoy

Summer

time!