




TIMETABLE (NURSERY)


THEME: ALL ABOUT ME

DAYS	8:00am-8:10am	8:10am-8:30am	8:30am-9:10am	9:10am-9:55am	9:55am-10:35am	10:35am-11:05am	11:05am-11:35am	11:35am-12:00noon			
Domains	Positive Habits	Language & Literacy Development	Numeracy	F R U I T &		Physical Development	Aesthetic Development	Socio-Emotional Development			
MONDAY (11.05.26)	Free-Play (Settling Time)	<p>Welcome</p> <hr/> <p>Cleanliness Checkup</p> <hr/> <p>Prayer & Group Singing</p>	<p>DISCUSSION ON 'WORLD TECHNOLOGY DAY' :</p> <p>Teacher will ask simple questions from student's daily life like:</p> <ul style="list-style-type: none"> Who uses a mobile phone at home? Have you seen a TV, laptop, or remote? What do we use phones for? Which gadget do you like to watch cartoons on? <p style="text-align: right;">She'll introduce gadgets as a part of technology that help us in daily life. She'll also encourage them to use gadgets</p>			<p>TECHNOLOGY SOUND GUESSING</p> <p>Teacher will play different sounds of diverse gadgets and students will identify them. Eg. Sounds of phone ringing, keyboard typing, mixer, camera click etc.</p>		<p>GAME : SCAVENGER HUNT</p> <p>Students will search for the technology related objects/pictures from the hidden places and try to name them with its usage.</p>		<p>LETTER 'E' TRACING ACTIVITY (FOR ELEPHANT)</p> <p>Students will dip their finger in paint and trace letter E using one standing and three sleeping lines in their scrapfiles to make the body of an elephant. Ears, tail, trunk and eyes will later be made to complete the figure.</p>	

carefully, enjoy limited screen time, and play more outdoor games.

INTRODUCTION OF LETTER 'E'

Teacher will start session with a phonic drill, followed by introducing the E letter objects (like Eyes, Ear, Elephant, Earbuds, Egg etc.) from the Letter Corner. She will then demonstrate the steps of how to make proper formation of letter E using standing & sleeping lines.



**L
U
N
C
H**

**B
R
E
A
K**

**TUESDAY
(12.05.26)**

Free-
Play
(Settlin
g Time)

Welcome

Cleanliness
Checkup

Prayer & Group
Singing

**SAND SPILLING
(ON NUMBER '9')**

Students will use fevicol and make a circle and a standing line on a sheet of paper to form number 9. They will then spill

**MATCH THE FAMILY
SHADOW**

Teacher will show pictures of different family members and their shadows, asking students to match the correct shadow with the right family

**SIMON SAYS : IMITATE
THE FUN**

Students will observe the funny expressions of their teacher and try to imitate them, naming the expression alongside.

PLAYDOUGH FUN

Students will mould different coloured clays into distinct shapes and create a 'face' with eyes, nose and a smiley.

**OFFERING A HELPING
HAND AT HOME**

Teacher will discuss how aiding a helping hand at home reduces the workload of others and strengthens the loving bond of the family members. Kids will talk

the sand on the fevicol and dust off the extra sand from the paper to see a clear formation of the number. Tracing the number thereafter, will help them build number recognition with proper formations.



INTRODUCTION OF NUMBER '9'

Students will use crayons and make number 9 using a full curve and a standing line.

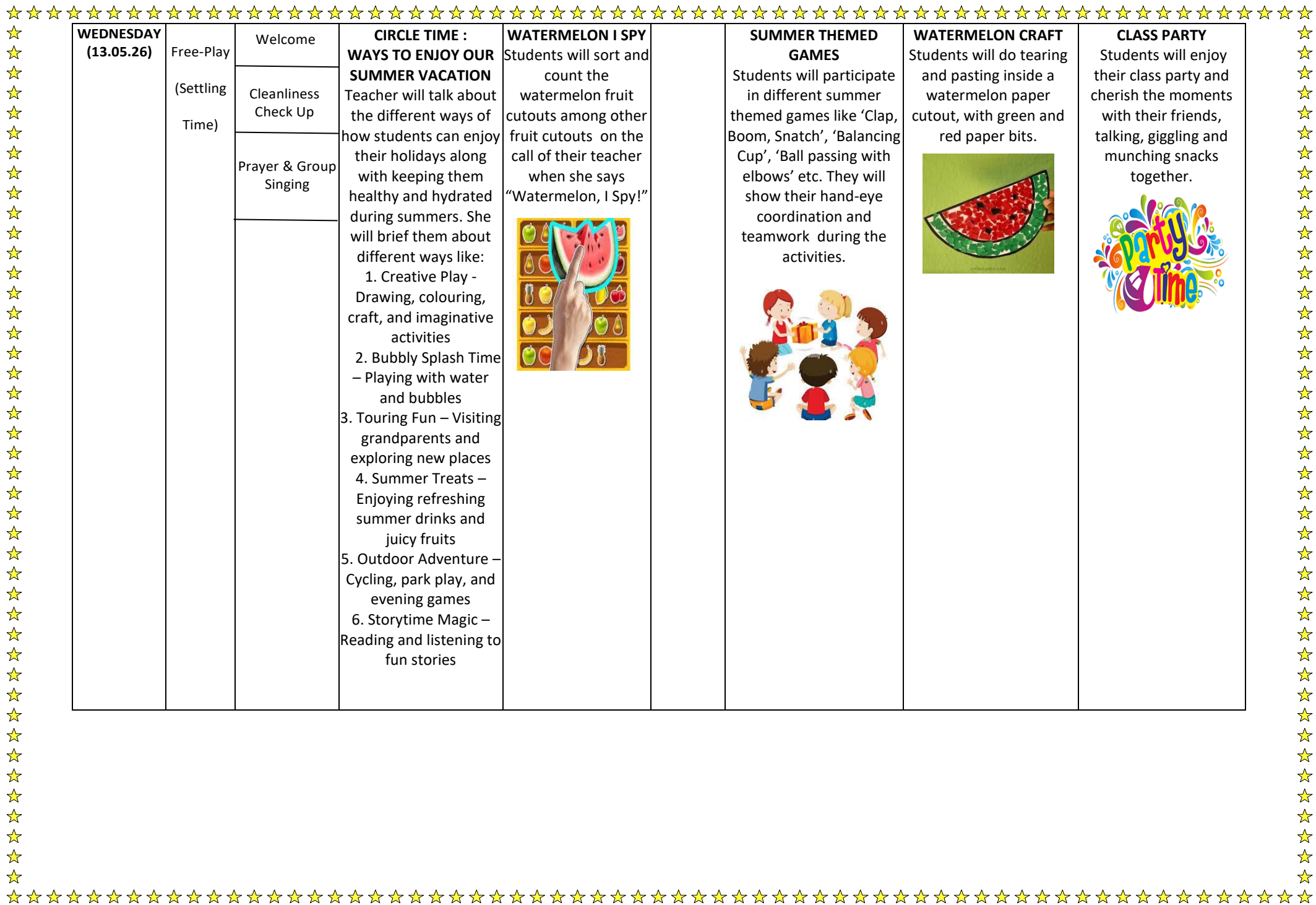



member.



about the ways they help at home, or have witnessed someone helping others at home. Eg. Watering plants with their grandparents, washing vehicles with the father/mother/uncle etc.







**THURSDAY
(14.05.26)**

Free-
Play
(Settling
Time)

Welcome
Cleanliness
Check Up
Prayer & Group
Singing

HOLIDAY

HOLIDAY

**FRIDAY
(15.05.26)**

Free-
Play
(Settling
Time)

Welcome
Cleanliness
Check Up
Prayer & Group
Singing

HOLIDAY

HOLIDAY