



# VIVEKANAND PUBLIC SCHOOL

# HOLIDAY HOMEWORK

★ Class - 2 ★

Dear Parents and Students,

Summer is a great time to relax, explore, and learn new things.  
Let's make this break fun, meaningful and productive!

# BASIC GUIDELINES



★ Summer is a great time to **relax and** enjoy with family and friends.



★ Complete your holiday homework **neatly and on time**. Do your best work.



★ Try to **learn something new** – a hobby, a song, a short poem or a good habit.



★ Help your parents in small tasks and spend **quality time** with them.



★ Drink plenty of water, eat healthy food and keep yourself fit.



★ Read story books, watch educational programs and improve your **reading and writing skills**.




★ Be kind, polite and respectful to everyone. **Spread happiness** wherever you go.



★ Capture your holiday moments and share them through **drawings or pictures**.





# English



- Create an ocean-themed model using any sea creature (fish, crab, dolphin, whale, starfish, seahorse, etc.)
- Draw, cut, and decorate neatly using bright colours
- Use chart paper or cardboard only
- Write neatly with a black sketch pen
- No hanging parts (stick-on model only)

Group Division

Roll No. 1–10 → NOUNS

Roll No. 11–20 → PRONOUNS

Roll No. 21 onwards → VERBS

Attaching a picture for your reference.

- Maintain a handwriting copy and write a page daily.
- Learn all the difficult words from the chapters.
- Revise all the work done in the class.





# Hindi



**\*शब्द लड़ी\***

नद श:

• एक चाट पेपर/काड बोड ल।

• उस पर लड़ी(chain) बनाने के लिए कसी भी तरह क आकृ त बनाइए जैसे ततली ,

• अब शब्द क लड़ी बनाइए:

पंछ , आ द ।

• एक शब्द का आ खरी अक्षर अगले शब्द का पहला अक्षर बने

उदाहरण:

आम → मछली → ईख → खरगोश → शेर

• कम से कम 8-10 शब्द लख।

• हर शब्द को अलग-अलग रंगीन कड़ी म लख।

• मॉडल को आकर्षक और रंगीन बनाइए।

• साफ-सुथ रा काम कर

\*स्पष्ट और सुंदर लेखके लिए प्रति दिन एक पेज सुलेख ल खए।

\*मा 1ओंके अभ्यासके लिए प्रति दिन सुलेख क जए।





# MATHS



Make a model based on your roll number from the topics given below.

 Topics (Roll Number Wise)

Roll no. 1 - 10 : Addition Machine

<https://youtu.be/c7EWPG7abng?si=KuqqjBveAYVwpALj>

Roll no. 11 -20 : Fractions

<https://youtu.be/K6jhhsfIQUw?si=zLA9tm0fNam-n3hY>

Roll no. 20 onwards : Data Handling

<https://youtu.be/rQAuTfYxPvM?si=a1x0tMnQ4AeLUZ6I>

Instructions:

- ★ Use colorful and eco-friendly materials.
- ★ Make your model neat and attractive.
- ★ Be ready to show and explain your model in class.





# EVS



Let's explore our amazing body by creating organs using paper mache!

◆ Roll No. 1 to 15: Make 5 Internal Organs:

\* Brain, Heart, Lungs, Stomach, Kidneys etc.

◆ Roll No. 16 to 30 : Make 5 External Organs:

\* Eyes, Ears, Nose, Tongue, Skin etc.

📖 Instructions:

\* Use paper mache to create neat and well-shaped organ models.

\* Allow the models to dry completely before coloring.

\* Paint the organs using appropriate and bright colors.

\* Each organ should be properly labeled.

\* Mount all organs on a cardboard base neatly.

\* You may arrange them creatively and decorate the base.

🖋️ Additional Work:

\* Learn all the syllabus covered so far.

\* Practice reading daily for better fluency.





# Computer



**Roll no. 1 to 10 : Computer Collage – My Digital World**

**Cut pictures of phones, laptops, games, cartoons from old magazines/newspapers.**

**Paste on chart paper to make a big collage.**

**Write 3 lines: "I use computers to learn, play, and talk to my friends"**

**Roll no. 11 to 20 : My Robot Friend Craft**

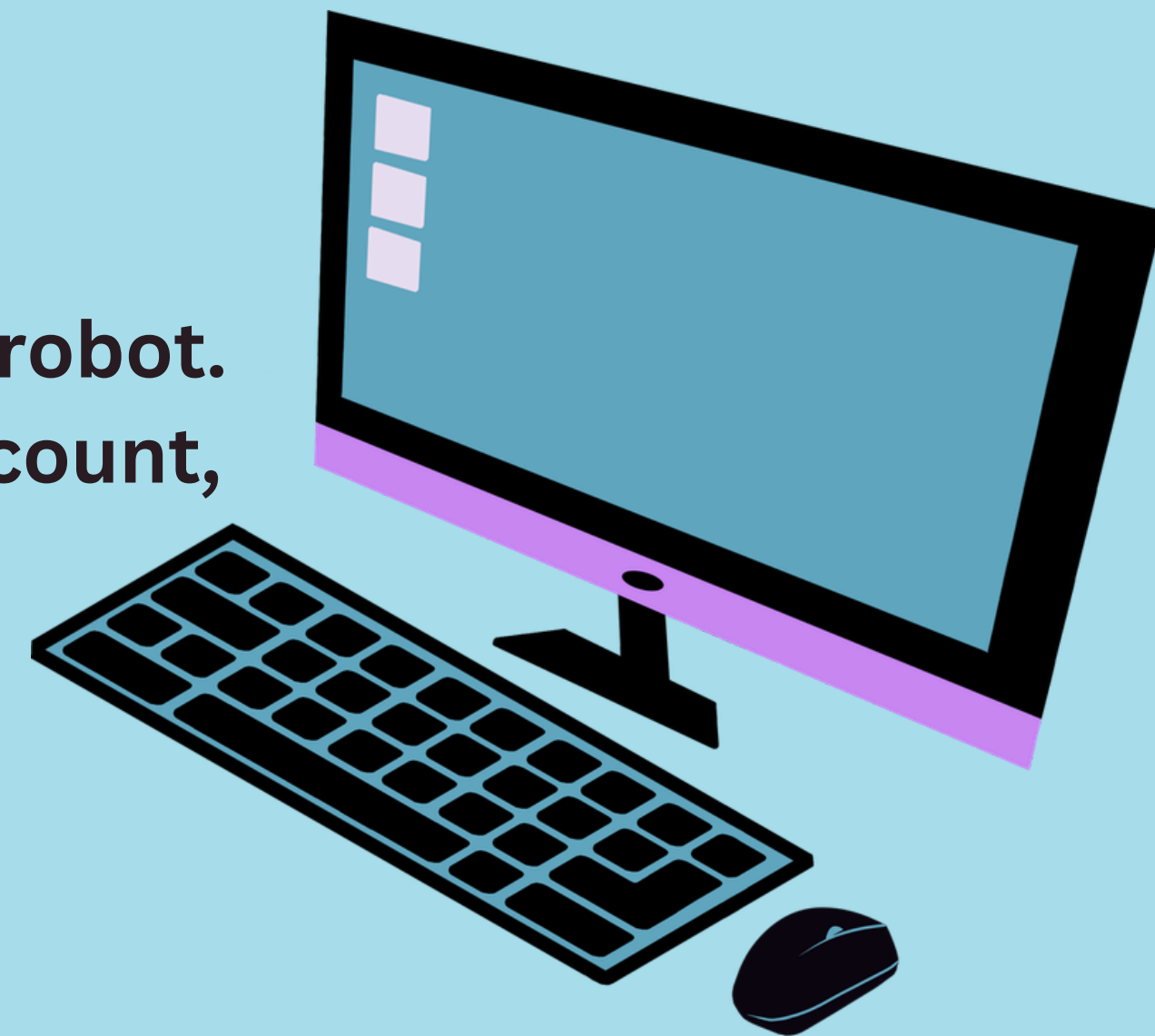
**What to do: Use cardboard, old CDs, bottle caps to make a robot.**

**Write 3 things your robot friend does: "My robot helps me count, draw, and sing!"**

**Roll no. 21 onwards : My friend Computer**

**Make a desktop computer or laptop**

**Write five lines on computer on A4 size colorful sheet**





# Art and Craft



🎨 Design and create a beautiful and colorful Table Mat using your creativity and imagination.

📖 Instructions:

Create an attractive table mat neatly on an A4 size sheet.

Use bright colours and decorative designs to make it creative and appealing.

You may add patterns, drawings, borders, flowers, cartoons, or any theme of your choice.

Use the 3D outliner for outlining and enhancing the design beautifully.

Cut the edges neatly if required.

Kindly laminate the table mat to preserve and protect your work .



# Happy Father's Day!

Best Dad Ever

MY HERO

## Father's Day Activity – Plant a Tree with Father

### Activity Question:

Plant a sapling with your father and click a beautiful picture together.

Then write 4–5 lines describing how both trees and fathers help us grow strong and happy.



A father is someone who plants the seeds of love and helps you grow into your best self.



**STRONG ROOTS,  
STRONG BONDS.**

Growing together with love and care.



# International YOGA DAY

21<sup>st</sup> JUNE

YOGA TODAY, HEALTHY TOMORROW,  
A BETTER YOU EVERYDAY!

PRACTICE THESE SIMPLE YOGA POSES



Tadasana  
(Mountain Pose)



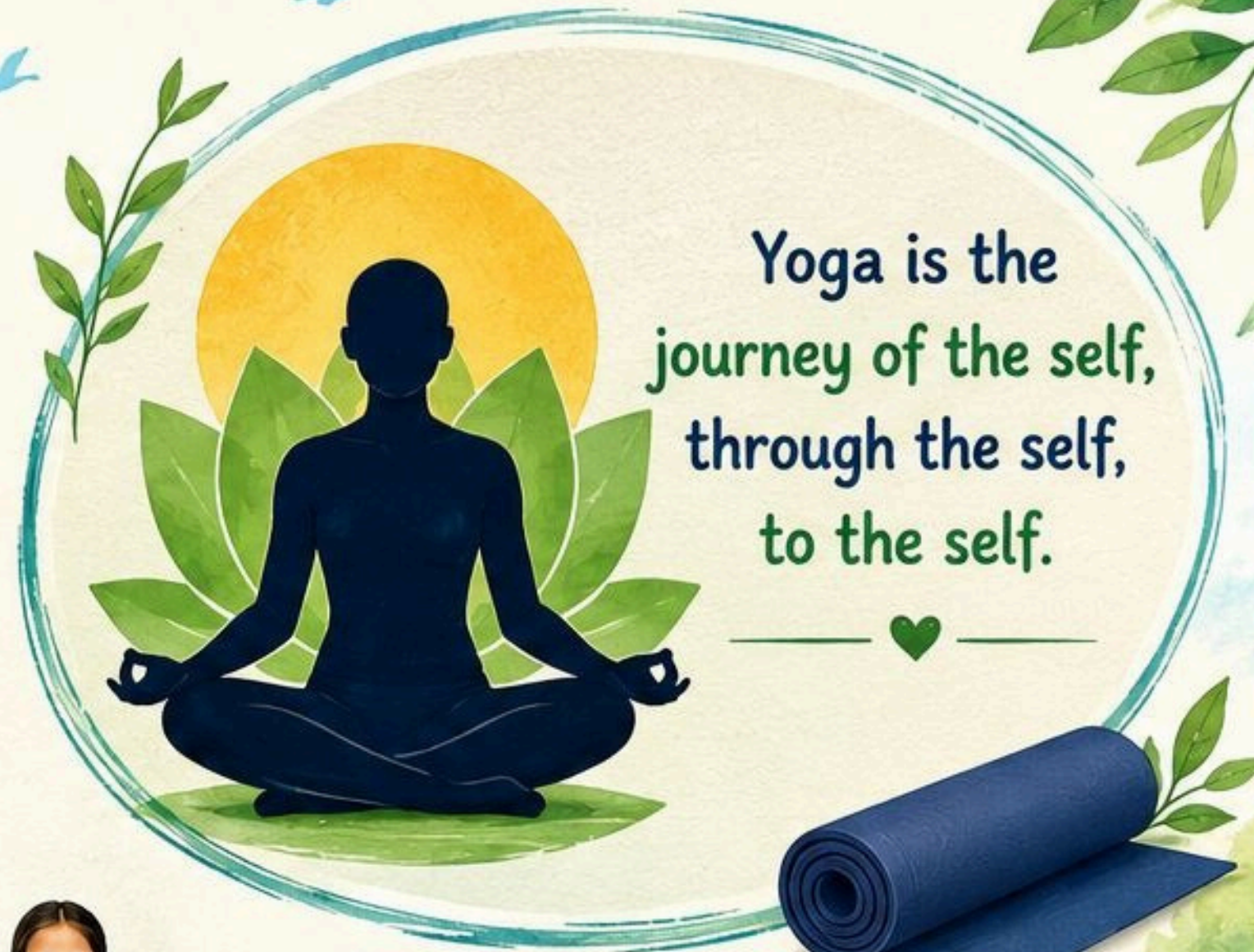
Bhujangasana  
(Cobra Pose)



Vrikshasana  
(Tree Pose)



Balasana  
(Child Pose)



Yoga is the  
journey of the self,  
through the self,  
to the self.



# Assignments

## English

<https://docs.google.com/document/d/1DwsYbieA4qanmstQdAqcpz2ZdIFjTWZZ/edit?usp=sharing&oid=115234790554721160953&rtpof=true&sd=true>

## Hindi

<https://docs.google.com/document/d/10UE49vk0D2MNGBqlZtmeaXfhRsoqu7zX/edit?usp=drivesdk&oid=116228002453176750158&rtpof=true&sd=true>

## Maths

<https://docs.google.com/document/d/1PQcUwt03JzcMnBVfzH0WTy-sLEcFQYqo/edit?usp=drivesdk&oid=101804016970055764170&rtpof=true&sd=true>

## EVS

[https://docs.google.com/document/d/1MLgD6GsWVJukFYiAgacaVlYXC\\_oidWa1/edit?usp=drivesdk&oid=102201961408959108821&rtpof=true&sd=true](https://docs.google.com/document/d/1MLgD6GsWVJukFYiAgacaVlYXC_oidWa1/edit?usp=drivesdk&oid=102201961408959108821&rtpof=true&sd=true)

## Computer

<https://drive.google.com/file/d/1ZoTmIH9JrTcgK-D-IhOTcSeaFQqqNS7a/view?usp=sharing>


# That's a Wrap!

You've reached the end of the Holiday Homework!



DATE OF SUBMISSION

**6.07.2026**



Please take a **print out** of all the assignments and **paste** them in the respective notebooks.

Great effort today,  
**brighter tomorrow!**

# THANK YOU!

Make the most of your holidays.

Have fun, stay safe and come back refreshed!

