



**VIVEKANAND PUBLIC SCHOOL**

# HOLIDAYS HOMEWORK

**CLASS I**



submission date  
6 July 2026



**Dear Parents and Students,**

**Warm greetings!**

**As the summer holidays begin, we hope this time brings joy, relaxation, and meaningful learning experiences for our young learners. The holiday homework has been thoughtfully designed to keep children engaged in a fun and creative way while reinforcing the concepts they have learned.**

**We request parents to kindly guide and encourage their children to complete the work neatly and independently, wherever possible. Let this be an opportunity for children to explore, observe, and learn beyond the classroom.**

**Along with completing the assignments, students are encouraged to:**

- **Read storybooks regularly** 📖
- **Spend time with family** 👨👩👧
- **Engage in creative activities like drawing, craft, or storytelling** 🎨
- **Develop good habits and routines** 🌱

**Please ensure that the holiday homework is completed and submitted on time after the vacation.**

**Wishing you all a happy, safe, and refreshing summer break!**

**Stay happy, stay curious, and keep learning! ☀️**

**Regards,**

**VIVEKANAND PUBLIC SCHOOL**

**ENGLISH**   
**HOLIDAY HOMEWORK PROJECT**

**ARTICLES (A, AN, THE)**

**Group Division (Roll Number Wise):**

**Roll No. 1-7 → Article "A"**

**Roll No. 8-14 → Article "AN"**

**Roll No. 15-20 → Article "THE"**



**Decoration (Ocean Theme):**

**Add waves, fish, shells, coral, and sea plants.**

<p><b>Group 1: Article "A" (Roll No. 1-7)</b></p> <ul style="list-style-type: none"><li>• Make a big water drop and write "A"</li><li>• Write the rule: A is used before words that start with a consonant.</li><li>• Make 5 small hanging drops</li><li>• Draw or paste ANY 5 pictures of your choice (consonant words)</li><li>• Label clearly: a _____</li></ul>	<p><b>Group 2: Article "AN" (Roll No. 8-14)</b></p> <ul style="list-style-type: none"><li>• Make a big water drop and write "AN"</li><li>• Write the rule: AN is used before words that start with a vowel.</li><li>• Make 5 small hanging drops</li><li>• Draw or paste ANY 5 pictures of your choice (vowel words)</li><li>• Label clearly: an _____</li></ul>	<p><b>Group 3: Article "THE" (Roll No. 15 onwards)</b></p> <ul style="list-style-type: none"><li>• Make a big water drop and write "THE"</li><li>• Write the rule: THE is used for specific or known things.</li><li>• Make 5 small hanging drops</li><li>• Draw or paste ANY 5 pictures of your choice</li><li>• Label clearly: the _____</li></ul>
---------------------------------------------------------------------------------------------------------------------------------------------------------------------------------------------------------------------------------------------------------------------------------------------------------------------------------------------------------------------	------------------------------------------------------------------------------------------------------------------------------------------------------------------------------------------------------------------------------------------------------------------------------------------------------------------------------------------------------------------	------------------------------------------------------------------------------------------------------------------------------------------------------------------------------------------------------------------------------------------------------------------------------------------------------------------------------------------------------

## IMAGE FOR REFERENCE




### Important Instructions:

- ✓ Use bright colours
- ✓ Keep work neat and clean
- ✓ Use thread/wool to hang drops
- ✓ Write neatly with black sketch pen
- ✓ You can draw or paste pictures

### MAINTAIN A SEPARATE NOTEBOOK AND,

- Write one page handwriting daily.
- Do dictation words 8-10 every day.
- Do one page reading daily and write date and day on the page read..






## HINDI

### \*वर्णों का गुलदस्ता

निर्देशः

- रंगीन कागज़ से **8-10** फूल काटें 
- बीच में गोल सर्कल चिपकाएँ
- हर फूल के बीच में एक अक्षर लिखें  
जैसेः अ, आ, क, ग, म, स

→पत्तियाँ/स्टिक बनानाः

- हरे कागज़ की लंबी पट्टियाँ काटें
- इन्हें थोड़ा मोड़कर **3D** लुक दें
- हर पट्टी के ऊपर एक फूल चिपका दें

→ टोकरी (**Basket**) बनाना

- रंगीन कागज़/कार्ड से आधा गोल (**basket shape**) बनाएँ

→सबको जोड़नाः

सभी फूलों को एक साथ चिपकाकर गुलदस्ता बनाएँ

\* इसे टोकरी के अंदर फिट करें

कुछ अन्य निर्देशः

- अलग-अलग रंगों का उपयोग करें
- ग्लिटर/स्टिकर लगा सकते हैं
- साफ-सुथरा काम करें




\*स्पष्ट और सुंदर लेख के लिए प्रतिदिन एक पेज सुलेख लिखिए।

\*मात्राओं के अभ्यास के लिए प्रतिदिन सुलेख कीजिए



# MATHS





## MODEL MAKING ACTIVITY

✨ Let's Create and Learn! ✨



Make a model based on your roll number from the topics given below.

 Topics (Roll Number Wise)

ROLL NUMBERS	TOPICS AND LINKS
1 - 10	Numbers Before and After <a href="https://youtube.com/shorts/PULcNELqtr4?feature=shared">https://youtube.com/shorts/PULcNELqtr4?feature=shared</a>
11 - 20	Counting Numbers <a href="https://youtu.be/MywEpj6Em1k?si=kdxwRbhn3NoeltP">https://youtu.be/MywEpj6Em1k?si=kdxwRbhn3NoeltP</a>



### Instructions

- ★ Use colorful and eco-friendly materials.
- ★ Make your model neat and attractive.
- ★ Be ready to show and explain your model in class.
-  Have fun while learning! 



# EVS

## Good Habits Wheel (Rotating Model)



\* Create a rotating “Good Habits Wheel” showing healthy daily habits.

### Instructions:

\* Cut a big circle from cardboard (base of the wheel).  
\* Divide it into 4 equal sections.  
\* In each section, draw or paste pictures of the following habits:

- \* Brush Teeth
- \* Wash Hands
- \* Exercise
- \* Eat Healthy

\* Write 1 simple line for each habit (e.g., I brush my teeth twice a day.).

\* Make a separate arrow and fix it in the center using a split pin so it can rotate.

\* Decorate the wheel neatly and make it bright and attractive.


\* The wheel should be neat, colorful, and easy to rotate.

\* Use simple and clear sentences.

IMAGE FOR REFERENCE ->



# ART AND CRAFT



## TABLE MAT - CLASS I

### Material Required

- Colours
- Fevicol
- A4 Size Sheet
- 3D Outliner
- Scissors



### Instructions

- Take an A4 size sheet.
- Draw and colour a beautiful table mat design.
- Decorate the borders with a 3D outliner.
- Paste decorations neatly using Fevicol.
- Cut carefully if needed.
- Keep the work neat and colourful.
- Laminate the table mat after completion.





## ASSIGNMENT LINKS

### ENGLISH

[https://drive.google.com/file/d/1xrutQi1bUC0N\\_Ja8w-IAvOUNmrAii6B2/view?usp=drivesdk](https://drive.google.com/file/d/1xrutQi1bUC0N_Ja8w-IAvOUNmrAii6B2/view?usp=drivesdk)

### HINDI

<https://docs.google.com/document/d/1-KwHpEZzrqLGpoMoHLgmZPr0ahMgHKNr/edit?usp=drivesdk&oid=116228002453176750158&rtpof=true&sd=true>

### MATHS

[https://docs.google.com/document/d/1nY1aBuwdUP0FLr5835dEa3kmz\\_YN6vI6/edit?usp=drivesdk&oid=101804016970055764170&rtpof=true&sd=true](https://docs.google.com/document/d/1nY1aBuwdUP0FLr5835dEa3kmz_YN6vI6/edit?usp=drivesdk&oid=101804016970055764170&rtpof=true&sd=true) Class 1 maths holidays homework

### EVS

<https://docs.google.com/document/d/1s9Vm4P4veVQvDrJxBEJmiyEZmDImYwzr/edit?usp=sharing&oid=115234790554721160953&rtpof=true&sd=true>

### IMPORTANT INSTRUCTIONS

- **CLICK ON THE GIVEN LINKS.**
- **TAKE A PRINT OUT AND COMPLETE THE GIVEN ASSIGNMENTS.**



☀️ **Dear Students and Parents,** ☀️

**May your holidays be filled with joy, learning, creativity,  
and beautiful memories! 📖 ✨**

**Keep smiling, stay curious, and come back refreshed  
with lots of new experiences to share.**

💙 **Happy Holidays and Best Wishes!** 💙

- 🌴 **Read a storybook or newspaper every day.**
- 🌴 **Spend quality time with family and friends.**
- 🌴 **Help your parents in small household activities.**
- 🌴 **Practice neat handwriting daily.**
- 🌴 **Eat healthy food and drink plenty of water.**
- 🌴 **Play outdoor games and stay active.**
- 🌴 **Learn something new during the holidays.**
- 🌴 **Complete your homework neatly and on time.**
- 🌴 **Keep your surroundings clean and green.**
- 🌴 **Come back to school with happy memories and  
positive energy! ✨**



**HAPPY HOLIDAYS!**