


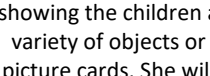
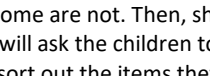





TIMETABLE (KINDERGARTEN)

THEME: SUMMER SEASON

DAYS	8:00am-8:10am	8:10am-8:30am	8:30am-9:10am	9:10am-9:55am	9:55am-10:35am	10:35am-11:05am	11:05am-11:35am	11:35am-12:00noon
	Domains->	Positive Habits	Language & Literacy Development	Numeracy		Physical Development	Aesthetic Development	Socio-Emotional Development
MONDAY (4.5.26)		Welcome	Vyanjan Pitara  The teacher will keep different vyanjan cards in a box called Vyanjan Pitara. She will say one vyanjan aloud, and the children will quickly look into the box and find the matching vyanjan card.	SORTING ACTIVITY OF SUMMER OBJECTS     The teacher will begin by showing the children a variety of objects or picture cards. She will explain that some of these items are used in the summer season, and some are not. Then, she will ask the children to sort out the items they think belong to summer—such as a fan, a water bottle, or an ice cream—into a separate group.	L U N C H	CATERPILLAR RACE The teacher will make the children stand in a line like a caterpillar, holding each other's shoulders. She will tell them to move together slowly without leaving the line. When she says start, the children will walk forward while staying connected. The teacher will guide them to not push and to stay together.	SUN CRAFT  The teacher will show the children how to make a sun using their fingers. She will ask them to use red, yellow, and orange colours for finger painting. Children will dip their fingers in colours and make the sun on Scrapfile. The teacher will guide them and encourage them to enjoy the activity.	HOW TO HYDRATE YOURSELF IN SUMMER SEASON The teacher will explain children about few points-
		Cleanliness Checkup				INTRODUCTION OF VYANJAN ष Teacher will introduce vyanjan ष with vyanjan pitara activity ,she will also tell related objects of vyanjan.	 vyanjan.	

TUESDAY (5.5.26)	Free-Play (Settling Time)	Welcome	STORY SESSION : “MEET MR.E” https://youtu.be/BG_SJZeNdt0?si=VK0iIPSLMSLIEkCp INTRODUCTION OF LETTER “e” The teacher will take phonic sound session and introduce letter e with its sound and related objects like envelope, elephant and egg etc.	Number Matching The teacher will give number cards and object cards. Children will match the number with correct quantity objects. This helps in number recognition.
		Cleanliness Checkup		
		Prayer & Group Singing		





**B
R
E
A
K**

HANDWASHING DAY ACTIVITY The teacher will talk to the children about Handwashing Day and why clean hands are important. She will show the proper steps of handwashing—wet hands, apply soap, rub well, rinse, and dry. Children will follow each step along with the teacher and practice it properly. She will guide them if needed and remind them to wash hands regularly before eating and after using the washroom.		

WEDNESDAY (6.5.26)	Free-Play (Settling Time)	Welcome	DISCUSSION ON : “SUMMER SESSION” (The teacher will start the session by asking a few questions) *In which season do you like to have ice cream? *When does summer start? *What do you use in your home to	INTRODUCTION OF CONCEPT WHAT COMES AFTER
		Cleanliness Checkup		
		Prayer & Group Singing		

Dance Session The teacher will play a action song and children (Action Fun Song – ‘Tooty ta-ta’) 	Mango Tearing And Pasting: The teacher will ask children to do a tearing and pasting in the summer fruit king of all fruits - (MANGO)	FEELING FREEZ DANCE
		The teacher will Play

			<p>stay cool in the summer? *What season comes right before summer? *How do you keep yourself cool in the hot weather?</p>	<p>The teacher will introduce “what comes after” using number cards. She will show a number and ask children which number comes next. Children will answer by speaking or pointing. The teacher will give simple examples and repeat for practice. She will guide and help children to understand the correct order.</p>			<p>music and ask children to dance. When the music stops, hold up an emotion card. Children must freeze and make a facial expression that matches the emotion on the card. Discuss what the emotion is and when they might feel it.</p>
<p>THURSDAY (7.5.26)</p>	<p>Free-Play (Settling Time)</p>	<p>Welcome Cleanliness Check Up Prayer & Group Singing</p>	<p>INTRODUCTION OF VYANJAN</p> <p>The teacher will introduce “ ङ Vyanjan” by first telling the children that these are Hindi consonants. She will show the letters on the board or flashcards and pronounce each one clearly. Children will repeat after her and try to recognize the sounds.</p>	<p>SINK AND FLOAT EXPERIMENT</p> <p>The teacher will conduct a floating and sinking experiment . She will fill a bowl with water and show the stone to the children. Then she will drop the stone into the water and ask children to observe what happens. The stone will sink, and the teacher will explain that heavy objects sink in water. Then, she will drop a ball into the water and ask children does it sink or float , by this activity children will learn the concept.</p>	<p>Jumping on Spots</p> <p>The teacher will place paper spots or draw circles on the floor. Children will jump from one spot to another on the teacher’s signal. The teacher will guide them to jump safely and maintain balance. This activity improves body control and energy.</p>		<p>The teacher will first explain the meaning of “thank you” and “please” using simple daily examples. She will tell the use of these words while talking to the children. Then she will create small situations in the classroom where children can use these words, like asking for something or receiving help. Children will practice speaking these words with their friends and teacher. The teacher will gently remind and appreciate them whenever they use polite words. This will help</p>

								children develop good manners and respectful behaviour.
FRIDAY (8.5.26)			<p>PICTURE TALK ON SUMMER SEASON</p> <p>The teacher will show a summer season picture to the children and ask them to observe it carefully. She will ask simple questions like what they can see and what people are doing in the picture. Children will answer in their own words while the teacher helps them with correct vocabulary. She will repeat key words like sun, water, fan, and mango for better understanding. In the end, she will quickly revise the words and encourage all children to speak.</p>	<p>BACKWARD COUNTING</p> 	<p>Clap and Count</p> <p>The teacher will clap a number of times for example 3/2/4 etc and children will repeat the same. Children will listen and clap accordingly. This improves listening and coordination.</p>	<p>Free Hand Drawing</p> <p>The teacher will give children plain sheets and crayons and allow them to draw anything related to summer. She will encourage them to express their ideas freely. The teacher will walk around, guide if needed, and appreciate every child's work.</p>	<p>Folding Handkerchief</p> <p>The teacher will show children how to fold a handkerchief step by step. Children will follow and try to fold their own handkerchief neatly. The teacher will guide them and encourage them to do it independently. This activity helps children learn self-care, responsibility, and confidence.</p>	