








TIMETABLE (NURSERY)

THEME: SUMMER SEASON

DAYS	8:00am-8:10am	8:10am-8:30am	8:30am-9:10am	9:10am-9:55am	9:55am-10:35am	10:35am-11:05am	11:05am-11:35am	11:35am-12:00noon
	Domains->	Positive Habits	Language & Literacy Development	Numeracy		Physical Development	Aesthetic Development	Socio-Emotional Development
MONDAY (4.05.26)	Free-Play (Settling Time)	Welcome Cleanliness Checkup Prayer & Group Singing	GENERAL DISCUSSION: About Summer season <ul style="list-style-type: none"> Which are summer months? Is summer season hot or cold? What kind of clothes do you wear in summer season? Name some summer fruits. What do you like to drink when it is very hot? 	ACTIVITY: Children will be given a set of colorful ice cream sticks.They will count aloud as they paste each stick while making the sun rays. TRACING SLANTING LINES The teacher will begin by showing visual aids (flashcards, drawings) of slanting lines. The students will identify and trace slanting lines (left to right and right to left) through observation and hands-on practice.	L U N C H	YOGA SESSION The teacher will perform different yoga poses and educate students to exercise daily for a healthy life	AAM PANNA DRINK The AAM PANNA activity is a simple and fun way for students to enjoy a refreshing summer drink. In this activity students mix boiled raw mango pulp with sugar, a pinch of salt, cumin powder and cold water. This helps them learn about healthy ingredients, develop motor skills and enjoy a hands on cooking experience . 	Story session Tina Tries to Beat the Heat The teacher will sit in a circle with the students and narrate the story. Tina the Turtle felt very hot on a sunny day. She sat under a tree and wore her hat and sunglasses. Then she drank cold mango juice. At last, she played with water and felt happy and cool. In this way, the students will get to know about the summer related objects.

									
TUESDAY (5.05.26)	Free-Play (Settling Time)	Welcome	THINGS WE SEE IN THE SUMMER SEASON The teacher will bring different things related to the summer season, such as an umbrella, a water bottle, sunglasses, a cap, a fan, and other summer items for the day. The teacher will lay out the items or pictures in front of the children. Children will then identify and point out the things they see and use during the summer season.	INTRODUCTION OF NUMBER 7 Students will practice tracing number 7 making a sleeping and a slanting line.  DO 7 ACTIONS TOGETHER AS A FAMILY 1.GIVE A HUG 2.HIGH FIVE 3.SPIN AROUND 4.JUMP UP 5.CLAP HANDS 6.TWIRL AROUND 7.SHARE A SMILE	B R E A K	FREEZE DANCE FUN Students will dance freely to lively music and enjoy simple aerobic movements like jumping, clapping, and stretching. When the music suddenly stops, they must freeze and make a funny face or a fun exercise pose. The teacher will call out actions like jump high, clap fast, or stretch wide.	ROLL & SHAPE NUMBER 7 The teacher will give clay to the students and teach them how to make the number 7 with clay. First, the teacher will teach the kids how to make a sleeping line with clay. After that, she will teach them how to make a slanting line. Then, the students will join both lines to make number 7. This activity helps develop fine motor skills and number recognition.	GLOBAL HANDWASHING DAY (SEQUENTIAL CARDS) The teacher will demonstrate the steps of how to wash hands, taking the soap and rubbing it properly in between the fingers. She will then provide them with some printed flashcards, asking them to arrange them in a proper sequence, giving a quick recall of their handwashing session. 	
		Cleanliness Checkup							

WEDNESDAY (6.05.26)	Free-Play (Settling Time)	Welcome	INTRODUCTION OF LETTER 'H' (Letter 'H' related objects, body parts will be introduced like a hand, head,heels etc.)	WORKSHEET OF SLANTING LINE LINE The teacher will revise the concept of a slanting line through a worksheet. Students will use crayons and trace the slanting lines on the worksheet	SUN SAFETY SCAVENGER HUNT Students will play a scavenger hunt that teaches children about sun safety, such as finding the shade, wearing hats, applying sunscreen, drinking of plenty water etc.	CRAFTING COCONUT Students will learn about coconut water, Goa's famous drink. The teacher will explain its importance and show how to make a coconut craft using cutouts. Children will paste the different parts of the coconut, add a straw on top, and colour it to make it look fresh and cool. This activity helps the kids connect with the summer drink in a fun and creative way.	STAY COOL AND HYDRATED Kids will track their water drinking habit which keeps them hydrated. They will make smileys for the days they drank the most in a tabular tracking chat, and will compare the chart with they peers to check how water is differently consumed among all.
		Cleanliness Checkup					
		Prayer & Group Singing					
THURSDAY (7.05.26)	Free-Play (Settling Time)	Welcome	MOTHERS DAY DISCUSSION: During circle time, the teacher will explain that Mother's Day is a special day to say "thank you" to our mothers for their love and care. She will talk about how mothers help	ALPHABET AND COUNT THE COLORS In this activity, students will identify and match the same alphabets by observing colorful letters on a chart. This activity will help children recognize letters, improve visual discrimination, and develop matching skills in a fun and	FOLLOW THE LEADER The teacher will perform simple actions like clapping, jumping, turning, or raising hands. Students will carefully observe and follow the same actions. 	MOTHER'S DAY SPECIAL DECORATE A HEART In decorate a heart activity, children will decorate a large heart- shaped paper. They may colour or use different craft items like paper bits/ clay etc.	HOW DO YOU FEEL IN THE SUMMER? Students will explore and express their feelings about the summer season by observing summer- related pictures and responding through facial expressions, gestures, or simple drawings. They will talk about the objects and share their experiences. This activity
		Cleanliness Check Up					
		Prayer & Group Singing					

			<p>us every day and keep us happy and safe, using simple and easy words for the kids to understand.</p> <p>INTRODUCTION OF LETTER 'E'</p> <p>The teacher will prepare a Jadui Pitara (magic box) filled with pictures or objects that begin with the letter 'E.' Through this activity, children will identify objects starting with the letter 'E' and learn its sound. The teacher will also introduce the phonic sound of the letter 'E' and demonstrate its formation..</p>	engaging way.			<p>encourages children to identify and express feelings like hot, happy, tired, or thirsty. It also helps build vocabulary while supporting self-awareness and social-emotional development in a fun and supportive way.</p>	
FRIDAY (8.05.26)	Free-Play (Settling Time)	Welcome Cleanliness Check Up	INTRODUCTION OF LETTER 'F' The teacher will introduce the	FAMILY NUMBER MATCHING GAME Students will develop counting skills and		FRUIT RELAY RACE – "F IS FOR FRUIT" Reinforcing the letter F through a fun, fruit-themed relay race.	F IS FOR FAN – SUMMER PAPER FAN CRAFT Students will make a paper fan by folding	F IS FOR FAMILY – SHARING CIRCLE Students build empathy, confidence, and

Prayer & Group
Singing

letter "F" using pictures, objects, and body parts such as fingers, feet, and face.
Students will learn the phonic sound of letter "F" and know the words that begin with it.


understand their family structure by matching the number of family members to the correct number flashcard.
* Teacher will begin with a question: "How many people are in your family?"
"Let's count them together—mama, papa, brother..."

* Each child will count their own family members out loud.

* After counting, they will be given number flashcards and will select the card that matches their family size.



* Students will be divided into small groups.
* Each child takes a turn to carry a fruit on a spoon from the start to the finish line without dropping it.
* If the fruit falls, they gently pick it up and continue.



paper and decorating it with F-related picture like flowers and fruits. Through this activity, they will learn the sound and formation of the letter "F" while improving their fine motor skills. They will also say, "F is for Fan" etc.



communication skills while reinforcing the letter F by sharing special moments about their family.
* Teacher will start by saying: "Today we are going to talk about something that starts with the letter F... FAMILY!"

* Students will join and share their daily experiences, mentioning the role of each family member.