






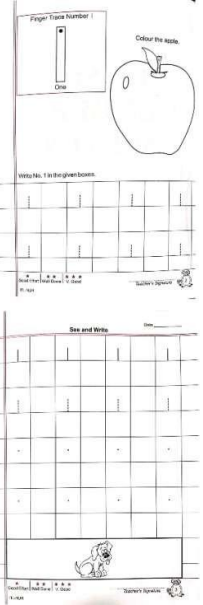


TIMETABLE (NURSERY)



THEME: ALL ABOUT ME

DAYS	8:00am-8:10am	8:10am-8:30am	8:30am-9:10am	9:10am-9:55am	9:55am-10:35am	10:35am-11:05am	11:05am-11:35am	11:35am-12:00noon
	Domains >	Positive Habits	Language & Literacy Development	Numeracy		Physical Development	Aesthetic Development	Socio-Emotional Development
MONDAY (20.4.26)	Free-Play (Settling Time)	Welcome Cleanliness Checkup Prayer & Group Singing	<p>General Discussion On 'My Favourite Food'</p> <p>Teacher will introduce the concept of favorite foods through a fun and interactive discussion, encouraging the students to talk about what they like to eat. Teacher can ask questions like:</p> <ul style="list-style-type: none"> • Do you like fruits? Which one? • What do you eat in lunch? • Do you like ice cream? • Do you like sweet food or salty food? • What is your favorite food? 	<p>Making Sleeping Lines with Objects</p> <p>Students will explore sleeping lines using ice cream sticks, crayons, and blocks. Teacher will first demonstrate how to place objects in a straight pattern of sleeping line. Students will then sit in small groups and create their own sleeping lines using the given materials and also count them.</p>	L U N C H	<p>Walk And Balance</p> <p>Teacher will ask the students to stand near the sleeping lines drawn on the floor using tape or chalk. Then, she will guide them to walk carefully on the sleeping line, keeping their balance from left to right.</p>	<p>Tearing And Pasting</p> <p>Teacher will give each student a worksheet with the outline of their favourite fruit. Then, she will provide coloured paper and guide them to tear it into small pieces. The students will paste the torn pieces carefully inside the fruit outline, filling it with the colours. She will encourage them to complete the activity neatly and enjoy creating their artwork.</p>	<p>Positive Affirmations</p> <p>Teacher will gather the students and introduce a positive affirmation activity. She will ask them to stand comfortably and repeat simple affirmations after her, such as, "I am strong", "I am smart," "I am kind," "I am happy," and "I can do anything." She will encourage the students to speak loudly and confidently, helping them to feel positive and confident about themselves.</p>
								





			<p style="text-align: center;">Practice of Sleeping Lines</p> <p style="text-align: center;">Students will practice the pattern of sleeping line.</p> 				
--	--	--	--	--	--	--	--




TUESDAY (21.4.26)	Free-Play (Settling Time)	Welcome	<p style="text-align: center;">Discussion on 'My Daily Routine'</p> <p>Teacher will introduce daily routine through a simple and interactive discussion, encouraging The kids to talk about what they do every</p>	<p style="text-align: center;">Introduction Of Number 1</p> <p>Students will learn to recognize and explore number 1, and will also develop the ability to form it correctly with</p>	B R E	<p style="text-align: center;">Simon Says</p> <p>Students will listen carefully and follow the actions only when their teacher says "Simon says!". If the teacher gives a command without saying Simon, then they should not do the action. This will help them</p>	<p style="text-align: center;">Fun With Clay</p> <p>To recognize and form number 1, teacher will give each child some clay. She will first demonstrate them how to roll and shape it into number 1. The students will then mold their clay to form number</p>	<p style="text-align: center;">Ria's Daily Routine</p> <p>Teacher will tell a story to the students about a girl named Ria. Ria wakes up early in the morning. She says, "Good morning!", brushes her teeth and washes her face. Then, she takes a bath and</p>
		Cleanliness Checkup						

		Prayer & Group Singing	<p>day.</p> <p>Teacher can ask questions like:</p> <ul style="list-style-type: none"> • What do you do in the morning? • Do you brush your teeth in the morning? • Do you go to school? • What do you do in school? • What games do you like to play? 	<p>its correct formation.</p> 	<p>A K</p>	<p>to improve listening skills, attention, and build quick response in a fun way.</p> 	<p>1 and also write it on paper next to their clay model.</p> 	<p>wears clean clothes. Ria eats her healthy breakfast and packs her school bag. At school, she plays with her friends but always washes her hands before eating. When Ria comes back home, she puts her toys back in place and keeps her room clean. At night, she brushes her teeth again and goes to bed on time. Ria smiles and says, "I love to stay clean and follow my daily routine!"</p> <p>In this way, kids will learn the importance of discipline and routine, building a healthy habit of consistency and regularity.</p>
<p>WEDNESDAY (22.4.26)</p>	<p>Free-Play (Settling Time)</p>	<p>Welcome</p>	<p>Discussion On 'Earth Day'</p> <p>Teacher will start the session by asking few simple questions:</p> <ol style="list-style-type: none"> 1. Do we live on the Earth or in the sky? 2. Is the Earth round or flat? 3. Should we keep our Earth clean? 4. Do plants and animals live on 	<p>Vegetable Counting Fun</p> <p>The students will participate in a fun counting activity where they will identify different vegetables and number them accordingly. This activity will help develop their early math skills while also encouraging awareness about healthy eating habits.</p>		<p>Nature Walk (Sanjeevani Vatika)</p> <p>Teacher will take the students for a nature walk to school's Sanjeevani Vatika. They will be encouraged to observe plants, trees, flowers, twigs etc. They will enjoy the fresh air, explore their surroundings, express their thoughts freely, and have a joyful learning experience.</p>	<p>'Plant Me' – Seed Paper Craft</p> <p>Teacher will show the picture and explain that plants need soil, water, and sunlight to grow. Then, the students will make a flower using paper mache and leaves with clay. She will instruct them to plant it in "soil" and take care of them daily to help them grow.</p>	<p>Role Play: Save Our Earth</p> <p>The teacher will assign simple roles to children like Earth, tree, water, sun, and people. Students will act out how Earth stays 'happy', eg. when we keep it clean and healthy; and 'sad' when we keep it dirty. Some students will pretend to water plants, plant trees, and throw waste in the dustbin. The child playing Earth will</p>

			<p>Earth?</p> <p>Introduction Of Letter 'L'</p> <p>Teacher will sing a fun rhyme with the letter starting from 'L'.</p> <p>L is for Lion, loud and strong, L is for Leaf, green all day long.</p> <p>L is for Lemon, sour and bright, L is for Lamp, shining at night!</p> <p>The students will learn to form letter 'L' with the help of standing and sleeping lines.</p>					<p>smile when others take care of it.</p>
--	--	--	---	--	--	---	--	---



<p>THURSDAY (23.4.26)</p>	<p>Free-Play (Settling Time)</p>	<p>Welcome Cleanliness Check Up Prayer & Group Singing</p>	<p>Discussion on 'World Book Day' Teacher will tell the students about World Book Day. She will explain the importance of reading books and how books help us learn new things. Students will be encouraged to listen to stories, observe picture books, and connect with the topic joyfully.</p> <p>Revision Of Letter 'L' Students will recapitulate the formation of letter 'L' with standing and sleeping lines.</p> 	<p>Sorting Teacher will place different objects or picture cards in front of the students (like lion, leaf, lemon, ball, cat, dog). She will ask the students that they have to pick only the things that start with the letter L. Students will then sort and place the L objects (lion, leaf, lemon) in one group and the other objects in another group. She will also encourage the students to say the words aloud (e.g. "L for Lion" etc.)</p> 	<p>Yoga Session Teacher will guide the students to do simple yoga poses. The students will stretch, breathe deeply, and relax. They will enjoy the movements, feel calm, and have a peaceful and happy time.</p> 	<p>Bookmark Making Craft Students will make their own bookmarks with flower & circle cutouts, icecream sticks and glue. They will assemble it into a beautiful bookmark and learn about the importance of using it.</p> 	<p>Puppet Show On 'Panchtantra Stories' Students will relish storytime using puppets and learn some good habits and morals to adapt. They will build different vocabulary, observation skills and pronunciation.</p>
----------------------------------	---	--	--	--	--	---	--

<p>FRIDAY (24.4.26)</p>			<p>Mystery Food Bag</p> <p>Teacher will place familiar food items in a mystery bag and guide the students to feel and describe them using simple words like soft or hard. The students will take turns to explore, guess, and name the food item using simple words. This activity builds vocabulary, curiosity, and confidence in a fun way.</p>	<p>Finger Tracing Activity (Number 4)</p> <p>Teacher will give each child a cellophane sheet with paint poured in it. She will then guide the students to look at the formation of number 4 and trace the number carefully running their fingers on the sheet. She will encourage them to follow the formation and enjoy the sensory experience while learning the number.</p> <p>Introduction Of Number 4</p> <p>Students will learn to recognize and explore number 4, and also develop the ability to form it correctly with the help of sleeping and standing lines, knowing the correct formation.</p> 		<p>Myself Relay Race</p> <p>Teacher will introduce the game “Myself Relay Race.” Students will stand in two lines and, one by one, run to the basket, pick a picture card related to themselves (like face, hands, dress), place it on the “Myself” chart, and return to their line. She will remind them to move safely and wait for their turn. The students will also name the object picked while placing them on the chart.</p> 	<p>Ladder Making Activity</p> <p>Students will work in groups and make a ladder using standing and sleeping lines with the help of ice-cream sticks. They will first make two long standing lines and then make steps using the sleeping lines.</p> 	<p>‘Food Waste Awareness’</p> <p>Teacher will talk about the process of how food comes to us via the farmer, and the market. She will talk about the hard efforts that the farmer undergoes to reap the crop and serve it on our plates. She will also link it to paying gratitude to God for showering his blessing to make things work. Kids will be encouraged to not waste food and have only that much in their plates that they would like to eat.</p>