





TIMETABLE (KINDERGARTEN)

THEME: ALL ABOUT ME

DAYS	9:00am-9:10am	9:10am-9:30am	9:30am-10:10am	10:10am-10:55am	10:55am-11:35am	11:35am-12:05am	12:05am-12:35am	12:35am-1:00noon
	Domains	Positive Habits	Language & Literacy Development	Numeracy		Physical Development	Aesthetic Development	Socio-Emotional Development
8 MONDAY (20.04.26)	Free-Play (Settling Time)	Welcome	<p style="text-align: center;">POSITIVE AFFIRMATION</p> <p style="text-align: center; color: red;">I am happy I am smart I am kind I am blessed I can do anything</p>  <p style="text-align: center;">General Discussion: About Myself</p>	<p style="text-align: center;">OBJECT COUNTING THROUGH PICTURE COMPOSITION</p> <p style="text-align: center;">Students will read the picture & count various objects and persons in it.</p> 	F R U I T &	<p style="text-align: center;">FROG RACE</p> <p>Students will hop like a frog and complete their race. It is a fun and energetic activity. Hopping like a frog strengthens leg muscles. Enhances balance, coordination, and body control.</p> 	<p style="text-align: center;">PLAYDOUGH CREATIONS</p> <p>Students will use clay to make facial features like eyes, noses, and lips. This hands-on activity fosters creativity.</p>  <p style="text-align: center;">PLAY DOUGH FACES</p>	<p style="text-align: center;">FAVORITE FRUIT</p> <p>The teacher will discuss with the students about their favorite fruits, which fruits they like, and will ask them some questions about fruits :-</p> <ul style="list-style-type: none"> *What Is your favorite fruit? *Which fruit is yellow in color? *Can you name a red fruit? *Which fruit is very juicy? *Do you eat fruits every day?
		Cleanliness Checkup	<ul style="list-style-type: none"> • What's your name? • How old are you? • What's your favorite color? 					
		Prayer & Group Singing	<ul style="list-style-type: none"> • Do you 					

have
any
brothers
or
sisters?




Names of father
and mother.

INTRODUCTION OF व्यंजन 'क'

Students will be
introduced to
व्यंजन 'क'
with its related
pictures like
कबूतर, कमल,
कलश, कलम,
कछुआ, किताब,
कुर्सी, केला, कोट,
कान, कटोरी,
किसान, कागज,
कोयल, कौवा, कप,
और कसरत along
with the formation
of व्यंजन 'क' write
in their notebook.



--	--	--	--	--	--	--	--

TUESDAY (21.4.26)	Free- Play (Settling Time)	Welcome <hr/> Cleanliness Checkup	POSITIVE AFFIRMATION I am happy I am smart I am kind I am blessed I can do anything 	COIN HUNT The students will find the specific number of coins hidden in the classroom. After collecting those coins students have to count the number of coins they have collected.	L U N C H B R E	DANCE SESSION (Action Fun Song – ‘Tooty ta-ta’ fun song for kids) 	FREEHAND DRAWING Students will draw their favorite fruit and colour it. 	SCIENCE EXPERIMENT (FIRE NEEDS AIR) The "Fire Needs Air" experiment shows that fire requires oxygen to burn. Light a candle and then cover it with a jar. The flame will go out once the oxygen

Prayer & Group
Singing

RIDDLE TIME

I am yellow, long,
and sweet,
Monkeys love me
as a treat.

Who am I? — I am
a Banana! 🍌

I am red and round
you see,
Eat me daily,
healthy I'll be.

Who am I? — I am
an Apple! 🍏

I am orange, juicy
and bright,
Full of goodness, a
healthy bite.

Who am I? — I am
an Orange! 🍊

INTRODUCTION OF LETTER 'b'

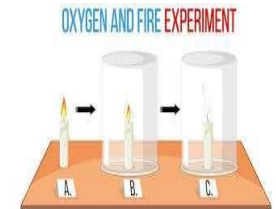
The teacher will
show letter 'b'
related pictures
e.g baby, bear,
bird, boat, blue,
banana, bread,
button, bubble,
and bike etc. Later
students will trace
letter 'b' in the
notebook.



A
K

inside the jar is
used up. This
simple experiment
will help kids to
understand that air
is essential for fire
to keep burning.

[https://youtu.be/caqGFdCORfk?
si=_O5CnNd-jHQT_Dbv](https://youtu.be/caqGFdCORfk?si=_O5CnNd-jHQT_Dbv)





WEDNESDAY
(22.4.26)

Free-
Play
(Settling
Time)

Welcome

Cleanliness
Check Up

Prayer &
Group
Singing

POSITIVE

AFFIRMATION

I am happy
I am smart
I am kind
I am blessed
I can do anything



**RHYME ON
EARTH
OUR POWER,
OUR PLANET**

**BACKWARD
COUNTING
HOPSCOTCH**

Students will learn to count backward, making it a fun and interactive way to practice numbers! Hop, skip, and count away!

FROM 20-1

**INTRODUCTION OF
NUMBERS 51-60**


Students will write numbers 51-60 in

EARTH DANCE

To celebrate Earth Day, our little students will groove along with their teachers to an energetic Earth Day song! This joyful dance session will not only bring smiles and laughter but also instill the spirit of love and care for our planet.


WORKSHEET

Students will do the earth day worksheet.



SEED GERMINATION

Students will press coriander seeds into a mashed paper ball and carry out seed germination .



their notebook.

The Earth is round,
the Earth is bright,
it gives us trees
and stars at night.





We help the planet
every day, in little
things we do and
say.

DISCUSSION ON:

- *What shape is our Earth?
- *What color are the forests?
- *What does the earth give us?



<https://youtu.be/2TV1IRidm2k?feature=shared>

THURSDAY (23.4.26)	Fre e- Pla y (Settling Time)	Welcome	<p>POSITIVE AFFIRMATION</p> <p>I am happy I am smart I am kind I am blessed I can do anything</p> 	<p>THINGS WE SEE IN OUR CLASS</p> <p>Teacher will show some pictures on digital board of different items, including those found at classroom. Students will then identify and point out the item they see in their class.</p> 	<p>YOGA</p> <p>Student will practice yoga poses under the guidance of their teachers. Student will begin with simple poses such as:</p> <ul style="list-style-type: none"> • Tadasana pose • Vrikshasana pose • Balasana pose 	<p>FREEHAND DRAWING</p> <p>Students will draw a book and color it.</p> 	<p>MAKING A PICTURE BOOK ON MYSELF</p> <p>Students will make a booklet on myself, pasting pictures of themselves, food, favorite colour, animal, fruit, vegetable and school.</p> 
		Cleanliness Check Up					
		Prayer & Group Singing	DISCUSSION ON: 'WORLD BOOK				

DAY'

The teacher asks questions to involve the students, like:


👉 Do you like books?







👉 Do you have storybooks at home?

👉 Who reads stories to you?

INTRODUCTION OF LETTER 'c'

Teacher will introduce letter 'c' to the students by showing letter 'c' corner like cake, cap, car etc., teaching the phonic sound of the letter with the correct formation.



FRIDAY (24.04.26)	Free- Play (Settling Time)	Welcome	POSITIVE AFFIRMATION I am happy I am smart I am kind I am blessed I can do anything 	NUMBER HOPSCOTCH It is fun activity where children hop on number placed on the floor while counting aloud. 	AEROBICS SEASON The teacher will organize aerobics sessions with moves and will encourage kids to get moving with energetic exercises like jogging in place, jumping jacks, and dancing on music.  	CLAY MOLDING Students will make their favorite fruit with the clay. 	STORY TIME खरगोश और जादुई गाजर 
		Cleanliness Check Up	DISCUSSION ON- “TIME SPENT WITH FAMILY” (Student will discuss the activities they do with their family) The teacher will start the session by asking a few questions: 1. What do you like to do with your family? 2. Why do you think it is important to				
		Prayer & Group Singing					

<https://pin.it/70jDc9JHM>

spend time with
our family?

3. What is your
favorite thing to do
with your family?

Introduction of 'व्यंजन ख'

Teacher will revise
व्यंजन while singing
the vyajan song to
make students learn
the in a better way
and in sequence. The
teacher will show the
images related with '

ख. She will use
examples of familiar
words that start with

'**ख**' such as

खरगोश, खरबूजा, खजूर,
खत, और खिलौना.

