









# Interdisciplinary Concept Mapping HPC (2026-27)

## Class II

TIME PERIOD AND TOPIC	ENGLISH	HINDI	MATHEMATICS	GENERAL AWARENESS	ASSESSMENT
<p>April</p> <p><b>Concept: Health and Hygiene</b></p> <p><b>Domains covered:</b></p> <ul style="list-style-type: none"> <li>Physical Development</li> <li>Socio-emotional and Ethical Development</li> <li>Cognitive Development</li> <li>Language and Literacy Development</li> <li>Aesthetic and Cultural Development</li> </ul>	<p><b>Activity: "Sing with Me"</b></p>  <p><b>Worksheet: All About Me</b></p>  	<p><b>गतिविधि: 'मेरा परिचय' -</b></p>  <p><b>दसखड़ी, गिनती 1 - 20</b></p> <p><b>गतिविधि: 'मैं और मेरी गिनती'</b></p>  <p><b>मैं और मैं में अंतर, है और हैं में अंतर</b></p> <p><b>पाठ - आउट (सारंगी)</b></p> <p><b>गतिविधि: 'एक खेल अनेक नाम'</b></p>  	<p><b>Counting 1-1000</b></p> <p><b>Numbers names (1-500)</b></p> <p><b>Revision of Table of 2, 3 and 10</b></p> <p><b>Reverse Counting 100-1</b></p> <p><b>Chapter-3 Fun with Numbers</b></p>	<p><b>My Self</b></p> <p><b>Our Body</b></p> <p><b>Staying Healthy</b></p> <p><b>Good habits and Good Manners</b></p> <p><b>Self Care Grooming Kit</b></p>  <p><b>Hand Wash Activity – Students will learn about the 7 steps of hand washing to maintain personal hygiene.</b></p> <p><b>Yoga Aasan for</b></p>	<p><b>Speaking Skills (All about me)</b></p> <p><b>Dramatization(Ch-My name)</b></p> <ul style="list-style-type: none"> <li>गिनती 1 - 20</li> <li>Let's Know Each Other (Peer Assessment)</li> </ul> <p><b>*Punctuation (Capital Letter, Full Stop, Question Mark)</b></p> <p><b>*Dodging Table Test (2 and 10)</b></p>




## family


### Domains covered:

- Physical Development
- Socio-emotional and Ethical Development
- Cognitive Development
- Language and Literacy Development
- Aesthetic and Cultural Development

### Positive Learning Habits



## Chapter 2 Out! Out!



## Nouns : Genders

Students will differentiate between masculine and feminine Genders in their family.



## कि और की में अंतर



## इकाई 1 परिवार


पाठ - नीमा की दादी,  
कविता पाठ - माँ,  
पाठ - थाथू और मैं



## सप्ताह के दिनों के नाम



## Place value



## Chapter-1 Numbers (Mental Math Book)

(Expanded form and short form)

## Members of Family,

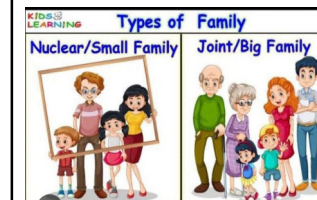
## Types of Houses

Importance of friends in our life



## My family

Introduction of types of families-



- Nuclear family
  - Joint Family
- Activity-Making a stick puppet using popsicle sticks.

(Relations between different family members)

- ◆ Worksheet (Family Members name)

## ◆ कविता

## वाचन(माँ)

\* श्रुतलेख अध्याय-19

आउट

\*Dictation Seeing without seeing

\* >, <, =

\* odd/even



Card making  
I love my family

**July**  
**Concept:**  
**Neighbourhood**

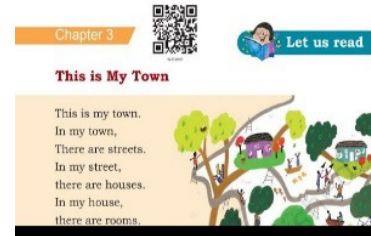
**Domains covered:**

- Physical Development
  - Socio-emotional and Ethical Development
  - Cognitive Development
  - Language and Literacy Development
  - Aesthetic and Cultural Development
- Positive Learning Habits


**Unit-3 Going Places**  
**Chapter-2**  
**Between House and School**

Children will make different kinds of transport to go from one place to another with origami & waste materials.

**Chapter-3**  
**This is my Town.**



• संज्ञा  
**गतिविधि:** 'संज्ञा' - छात्र उस व्यक्ति, स्थान या चीजों का नाम लिखेंगे जो वे अपने आस-पास या अपने पड़ोस में देखते हैं।



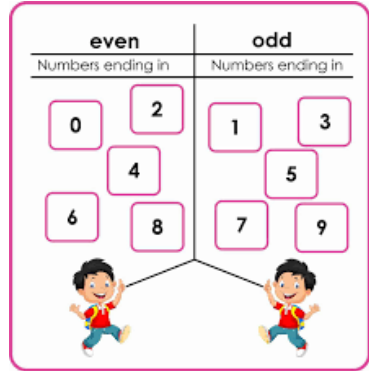
• सर्वनाम  
**गतिविधि:** 'सर्वनाम गुब्बारा'



**Formation of numbers**  
(Greatest and smallest number)

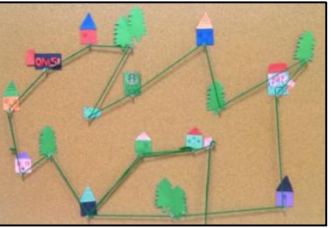


**Odd and Even numbers**



**Ascending and Descending order**

**Our Neighbourhood, People Who Help Us**  
**Activity: My Neighbourhood Geoboard**



**Activity: 'Our Nature Walk'**

**Speaking Skills**  
(My Neighbourhood)  
• Observation & Interpretation  
• Word Formation  
• Problem Solving  
• Worksheet (Ordinal numbers)  
**Listening skill WS**  
महीनों के नाम



**A. Write your home address.**

A. Write your home address

Name House No. \_\_\_\_\_  
 Name of the street \_\_\_\_\_  
 Name of the area \_\_\_\_\_  
 Town \_\_\_\_\_  
 State \_\_\_\_\_  
 Country \_\_\_\_\_



**Comprehension  
 Passage  
 Pronouns**

**चित्र लेखन  
 महीनों के नाम**

**इकाई 2 रंग ही रंग  
 पाठ - तीन दोस्त**



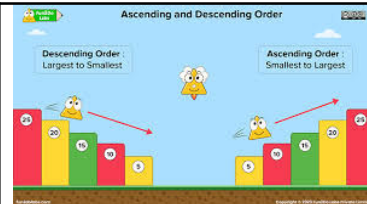
बात पुरानी है  
 तब बस तीन ही रंग थे  
 लाल, पीला और नीला!

लाल रहता था हर लजीज वस्तु में  
 जैसे टमाटर, सेब, चेरी और आलू

**कविता - दुनिया रंग  
 -बिरंगी**



**पाठ - बैंगनी जोजो**



**Ordinal numbers (1-10)**



**Activity: 'Who's First!'**



**Table of 3 and 4**



**Mindful Breathing:**



# Pronoun Song


(Tune: 'Barney's I Love You')

I, me, you,  
We, us, they,  
Them, it, he, she,  
Him and her

Are pronouns that  
Take the place of nouns!  
Learn them well  
And use them now.

## Article: 'a' / 'an' -

















Students will  
brainstormed about the  
use of article a/an  
before nouns



**A - An**

a + consonant	an + vowel
ant atom a - Bakula Bak Bamboo	apple ant ant an - ant ant

A. Write a or an before the names.

 car	 airplane	 parrot	 baby
 bird	 hat	 egg	 rabbit
 apple	 lion	 cat	 ice cream
 monkey	 snake	 elephant	 spider

**Activity: 'Look  
Around'**



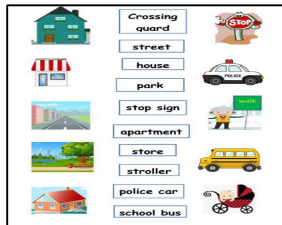
**बैंगनी जोजो**

जोजो एक सफेद कुत्ता था।  
वह एक पेड़ के नीचे सो रहा था।  
"घरघरर! मस्सा! घरघरर! मस्सा!"  
वह जग गया।  
"भीं भीं! किसने दिए मुझे बैंगनी धब्बे?"

Two Things I Like About My Neighborhood

I like \_\_\_\_\_ I like \_\_\_\_\_

### Sight Words - My Neighbourhood



August-1-30

Theme: Seasons

### Domains covered:

- Physical Development
- Socio-emotional and Ethical Development
- Cognitive Development
- Language and Literacy

### Comprehension (unseen passage)-

**Rainy Day**  
Roy likes to play in the rain. When it rains, he puts on his raincoat and boots. He goes outside. Roy splashes in the puddles. Roy must think that he is a duck. Sometimes Meyer plays in the rain with Roy.

- What does Roy like to play in?
- What does Roy put on when it rains?
- Where does Roy go?
- What does Roy splash in?
- What must Roy think he is?
- Who plays in the rain with Roy sometimes?

### Writing skills-

अपठित गद्यांश

गतिविधि – (पेज न. 30 सारंगी पुस्तक ) बच्चे अलग अलग रंगों को मिलाकर एक नए रंग का निर्माण करना सीखेंगे ।

**आइए, कुछ बनाएँ**

- मेज़ पर अखबार बिछा दीजिए।
- अलग-अलग प्लास/कप में तीन रंगों को पानी में घोलिए – लाल, और नीला।
- ड्रॉपर की सहायता से रंग की बूंदों को अखबार पर छिड़किए।
- अलग-अलग रंगों की बूंदों को एक-दूसरे के ऊपर और आस-पास छिड़किए तथा नए रंग बनाएँ। आप रंग की बूंदों से डिजाइन भी बना सकते हैं।
- सभी रंगों को मिलाकर देखिए। कौन-सा रंग बना?

**शब्दों को खेलें**

### Chapter 9

Which season it is ? (page 98-103)

Topics- Days of the week


Month of the year

Activity- Teacher will toss any soft toy onto the hopscotch board. The student will hop on each month down towards the soft toy as the rest of the students will sing the months of

### Weather and Seasons

Picture composition- Activity-My favourite season-

Write 4-5 sentences about your favourite season. You can also draw or paste pictures.



- Know your weather (Speaking skill)
- Worksheet
- Role play
- Questionnaire

- *Aesthetic and Cultural Development*
- *Positive Habits*

## Paragraph writing- Independence day.

### Paragraph on Independence Day of India


The Independence Day of India is celebrated on 15th August annually. It is a national festival of India. It is a special day for every citizen of India. India got freedom on 15th August 1947. The day reminds us of the great freedom fighters of India. Their life is worth inspiration for us. We should never forget the moral values of Independence Day of India.

## Season (Paragraph writing)

### PARAGRAPH ON WINTER SEASON

Winter is the coldest season which comes after autumn. In this season the sun rises pretty late and does not last for long that is why days are shorter and nights are longer. Peak time of this season is in December and January as snow falls heavily in these months. It is a season of mists, fog, heavy rainfall and snowfall.

## Chapter-It's Fun (Picture Reading Pages 22-23 of Textbook)



Children will recite the

व्याकरण – वचन बदलो  
गतिविधि – सभी बच्चे इस गतिविधि के द्वारा नए शब्दों को लिखकर उनके वाचन बदल पाएंगे। शब्दों के चित्र बनाकर भी इस गतिविधि को किया जा सकता है।



ज और ज़ में अंतर  
फ और फ़ में अंतर  
संयुक्त वर्ण  
र के प्रयोग

कविता – 'कौन' का पठन  
किया जाएगा।

गतिविधि – अपने परिवार के २ सदस्यों को चुनिए और उनसे कुछ सवाल पूछिए (जैसे इस कविता में पूछे गए हैं) जो आप हमेशा उनसे पूछना चाहते हैं जैसे उनका पसंदीदा खेल कौन सा है ?

the year song. Once the child reaches the soft toy, he/she will pick it up and then jump back to the beginning. The opportunity for repetition is endless in this game and repetition is what helps the children learn the months of the year.

## Calendar



**Activity- Poem recitation**  
(page no : 98-99)


## Knowing various places and their habitants

**Activity** -Discuss the special things that the people do in different seasons. Also talk about the various locally available food and clothes for example, pheran in Kashmir etc. Also , discuss how the local variation in seasons affects the daily lives of people.

poem with actions.

## Grammar – Topic Verb ( Doing verb)

### Activity-



### Description –

Children will make verb chart in their notebooks as shown in picture and write which action they can do , they will also act according to those words.

### Topic – Helping verb (is, are, am)


**Activity – Project making (Art integrated activity) -**  
Sorting of pronouns on the basis of helping verb

उन्हें छुट्टी पर कहाँ जाना पसंद है ? उन्हें कौन सा खाना पसंद है ?

कक्षा में आकर मित्रों को अपनी बातचीत बताइए और उनकी बातचीत भी ध्यान लगाकर सुनिए ।

पाठ- तोसिया का सपना

गतिविधि - अपने सपनों का बगीचा बनाइए और उसमें अपने पसंद के रंग भरिये ।




पाठ – सबसे बड़ा छाता (पठन हेतु)

गतिविधि – कक्षा में अपने शिक्षक की सहायता से समाचार पत्र में बारिश / आसमान /चाँद/ तारे आदि से सम्बंधित कोई समाचार पढ़िए । (पेज न. 128)



शिक्षिका बच्चों को हर रोज़ समाचार पत्र पढ़ने के लिए भी




### Activity- Making a geometrical wall hanging / scenery for class



**Activity – Tell what you see-** Watch the sky at sunrise, sunset and at night. Share your experiences with the class.





**Art integrated activity using clay – Making of Rainbow.**



प्रोत्साहित करेंगी।



पहेलियाँ – बूझो तो जाने  
–सभी बच्चे पेज न. 128 पर  
दी गयी पहेली भी


**Description-** Children will make a wall hanging /scenery for class using 2D Shapes.

**Chapter 5- Playing with Lines**


**Chapter 4- Shadow story (2- D Shapes)**


**Activity- Togalu Gombeyaata- puppetry art - -**

**Description-** Children will make shadow of different animals and birds using their hands and will also narrate a story using the shadow of various material.



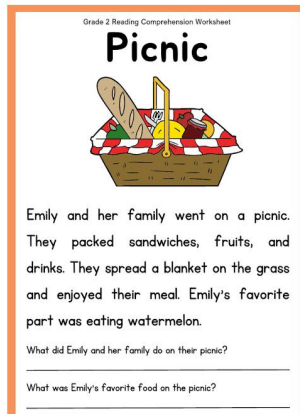
**Activity-Sketches of Madhubani ,**



		 <p><b>फिरली</b></p> <p>1. काली भूरी नीली है, लाल गुलाबी पीली है, बरखा से बड़ी बचाती है, धूप नहीं आ पाती है। रहती है सिर के ऊपर, फैली रहती है तन कर, सुंदर सी है, जानो तुम, अपने सिर पर तानो तुम।</p> <p>2. ऊपर देखो उड़ जा रहा, मुझ का रहा अब ये, लेकिन वापस भी आएगा, मगर न जानें कब ये। आसमान में उड़ जाता है, हैंने किने भारी, क्या थिड़िया है, ओ नहीं, यह काफ़ी बड़ी सवारी। ... शीतल</p> <p><b>खोजें-जानें</b></p> <p>कक्षा में अपने शिक्षक की सहायता से समाचार पत्र में बारिश / आसमान / चांद / तारे आदि से संबंधित कोई समाचार पढ़िए।</p> <p>128</p>	<p><b>Kalamkari and Warli art</b></p> <p><b>Description-</b> Children will make painting in their notebooks as shown in the given picture.</p> 		
<p><b>September</b> <b>1 - 30</b></p> <p><b>Theme- Food</b></p> <ul style="list-style-type: none"> <li>• <i>Physical Development</i></li> <li>• <i>Socio-</i></li> </ul>	<p><b>Comprehension</b> (Unseen passage on food)</p>	<p>अपठित गद्यांश – पृष्ठ ९६-९९ (सारंगी पुस्तक)</p> <p>व्याकरण – शुद्ध व अशुद्ध विलोम शब्द</p> <p>गतिविधि – विलोम शब्द घड़ी – सभी बच्चे इस प्रकार की घड़ी का निर्माण अपनी</p>	<p><b>Chapter 7- Rani's gift</b> ( Measurement )</p> <p><b>Activity- Jal tarang-</b></p> <p><b>Description-</b> To make a jal tarang (musical instrument), arrange 5-7 similar glasses or</p>	<p><b>Food; Water and Air</b></p> <p><b>Activity- Bingo bhel / Sprout salad making</b> (cooking without fire)</p>	<ul style="list-style-type: none"> <li>• Worksheet</li> <li>• Multiple choice questions</li> <li>• Poem recitation</li> </ul>

**emotional and Ethical Development**

- Cognitive Development
- Language and Literacy
- Aesthetic and Cultural Development
- Positive Habits



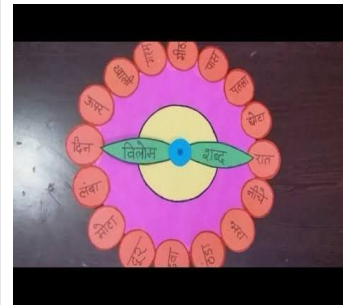
**Writing skill Paragraph writing-Teacher's Day**

1. Teachers' day is celebrated on 5th September every year in India.
2. It is celebrated on the birth anniversary of Dr. Sarvepalli Radhakrishnan.
3. He was a philosopher, teacher, and first Vice-President of India.
4. Teachers play a very important role in a student's life.
5. Teachers are the backbone of society.
6. On Teachers' Day we give tribute to our teachers.
7. Teachers' Day is celebrated in schools and colleges with great enthusiasm.

**Grammar – Helping verb (has, have)**

**Activity – Have got game -**

**पुस्तिका में करेंगे।**



**पाठ चीटा (पठन हेतु)**

गतिविधि –परिवार के सदस्य या अपने किसी मित्र के लिए 'धन्यवाद कार्ड' बनाइये। इस धन्यवाद कार्ड पर आप लिख सकते हैं कि आप यह धन्यवाद कार्ड उन्हें क्यों देना चाहते हैं। (पेज न. 22 सारंगी पुस्तक )

bowls. Fill them with varying levels of water. Gently tap a spoon on each glass or bowl and hear how each one sounds. Tap at different part of the glass or bowl to feel the difference.

Children can also measure the amount of water and compare the sizes of the bowls.



**Table of 6**



**Description –** Children will make sprout salad or Puffed rice bhel using healthy ingredients of their own choice such as tomato, cucumber, pomegranate, onion, capsicum, lemon, salt etc. To inculcate the healthy eating ,teacher will encourage children to benefits of healthy food over junk food.



**Description-** Children will trace the path and form a sentence after observing the picture. Each correct answer will add a point to their team.

**Question framing**  
- **Worksheet**

कविता- टिल्लू जी  
गतिविधि – छात्रों द्वारा  
कविता का सस्वर वाचन  
किया जाएगा।

पाठ बीज (पठन हेतु)  
गतिविधि – किसी पुराने  
बर्तन या गमले में काले चनों  
को बोएं। कुछ ही दिनों बाद  
चनों से हरे भरे डंठल और  
पत्ते उगने लगेंगे। देखें उन्हें  
उगने में कितना समय लगेगा।  
पेड़ को उगाने के लिए किन  
किन चीजों की जरूरत पड़ती  
है उनकी सूची बनाएं। (पेज  
न. 60 सारंगी पुस्तक)



MULTIPLICATION TABLE				
1x1 = 1	2x1 = 2	3x1 = 3	4x1 = 4	5x1 = 5
1x2 = 2	2x2 = 4	3x2 = 6	4x2 = 8	5x2 = 10
1x3 = 3	2x3 = 6	3x3 = 9	4x3 = 12	5x3 = 15
1x4 = 4	2x4 = 8	3x4 = 12	4x4 = 16	5x4 = 20
1x5 = 5	2x5 = 10	3x5 = 15	4x5 = 20	5x5 = 25
1x6 = 6	2x6 = 12	3x6 = 18	4x6 = 24	5x6 = 30
1x7 = 7	2x7 = 14	3x7 = 21	4x7 = 28	5x7 = 35
1x8 = 8	2x8 = 16	3x8 = 24	4x8 = 32	5x8 = 40
1x9 = 9	2x9 = 18	3x9 = 27	4x9 = 36	5x9 = 45
1x10 = 10	2x10 = 20	3x10 = 30	4x10 = 40	5x10 = 50
6x1 = 6	7x1 = 7	8x1 = 8	9x1 = 9	10x1 = 10
6x2 = 12	7x2 = 14	8x2 = 16	9x2 = 18	10x2 = 20
6x3 = 18	7x3 = 21	8x3 = 24	9x3 = 27	10x3 = 30
6x4 = 24	7x4 = 28	8x4 = 32	9x4 = 36	10x4 = 40
6x5 = 30	7x5 = 35	8x5 = 40	9x5 = 45	10x5 = 50
6x6 = 36	7x6 = 42	8x6 = 48	9x6 = 54	10x6 = 60
6x7 = 42	7x7 = 49	8x7 = 56	9x7 = 63	10x7 = 70
6x8 = 48	7x8 = 56	8x8 = 64	9x8 = 72	10x8 = 80
6x9 = 54	7x9 = 63	8x9 = 72	9x9 = 81	10x9 = 90
6x10 = 60	7x10 = 70	8x10 = 80	9x10 = 90	10x10 = 100

**Mental Maths (pages 91, 92)**

**Activity – Nimbu pani-**


Let's measure the ingredients.

Children will make 'Nimbu pani' or any of their favourite drink and write down its ingredients along with the quantity to be used in a table as shown in given picture. (page no 81 of textbook)

**Topic –(Model)**  
**Introduction of**

- **Body building food**
- **Protective food**
- **Energy giving food**

**Types of Nutrition Food Model**



**WH Questions**

<p><b>Who</b></p> <p>Person</p> <p>woman child firefighter toy cars key dog</p>	<p><b>What</b></p> <p>Thing</p>
<p><b>Where</b></p> <p>Place</p> <p>at the park at home outside</p>	<p><b>When</b></p> <p>Time</p> <p>tomorrow next at 12:23</p>
<p><b>Why</b></p> <p>Reasons</p> <p>to stay healthy to my best friend because it's bright</p>	<p><b>How</b></p> <p>Describe Tell the steps</p> <p>got bread got stuck together make sandwich</p>

**QUESTION EXERCISE**

Frame questions for the following answers.

- .....  
Ans: My sister is three years old.
- .....  
Ans: My mother is a doctor.
- .....  
Ans: My father works in a bank.
- .....  
Ans: My brother's name is James.
- .....  
Ans: I like science fiction.
- .....  
Ans: My father gave me this watch.
- .....  
Ans: I spend my holidays at my grandmother's place.
- .....  
Ans: Dickens is my favorite writer.
- .....  
Ans: Yes, I collect stamps.
- .....  
Ans: I have two brothers and one sister.

**पाठ किसान**

गतिविधि –सभी छात्र अपनी पुस्तिका में एक सूची बनायेंगे, जिसमें वे सब गर्मी और सर्दी में उगने वाले सब्जियों के नाम लिखकर चित्र बनायेंगे।



**Seasonal Fruits Name**

ग्रीष्म के अनुसार मिलनेवाले फल

<b>Summer</b>	<b>Rainy</b>	<b>Winter</b>
आम : Mango	जामुन : Jamun	संतरा : Orange
पपीता : Papaya	आड़ू : Peach	गुन्गूरू : Grapes
तरबूज : Watermelon	अनार : Pomegranate	स्ट्रॉबेरी : Strawberry

पाठ मूली (पठन हेतु) गतिविधि – सोचिये और बताइए –

नानाजी ने सभी गाँव वालों को दावत पर बुलाया है। मूली के गरमागरम परांठे और ठंडी ठंडी लस्सी बनाने के लिए किन वस्तुओं की आवश्यकता होगी ? (पेज न. 69 सारंगी पुस्तक )

Let us make Nimbu Pani.  
Raghu and his friends made nimbu pani for Raghu's grandmother.  
He used the following things to prepare 1 glass of nimbu pani.  
A. Water: 1 glass  
B. Sugar: 1 spoon  
C. Lemon juice: 2 spoons  
D. A pinch of salt

Now Raghu wants to make nimbu pani for himself and his two friends. Raghu has to make 3 glasses of nimbu pani. Write the quantity of ingredients he has to use to make 3 glasses of nimbu pani.

Water:  glasses      Sugar:  spoon  
Lemon juice:  spoons      Salt:  pinch

**Find Out**  
Name some drinks that are prepared at your home. Find out the ingredients used for making your favourite drink and write them below.  
Name of your favourite drink

Ingredients	Quantity

October

*Theme:  
Festivals of  
India*

Domains  
covered:

- *Physical Development*
- *Socio-emotional and Ethical Development*
- *Cognitive Development*
- *Language and Literacy*
- *Aesthetic and Cultural Development*
- *Positive Habits*

**Comprehension**  
(Unseen passage on festival)


**Christmas Tree**

I am so glad we went to pick out a Christmas tree. We went to the tree lot. Dad said that I could pick out the tree. I saw a big green tree. It smelled so good! They cut it down and put it on a wagon. Dad let me help pull the wagon. Picking out a Christmas tree was so fun!



- ① What is the setting of the story?
- ② What did Dad say?
- ③ How did the boy help?

**Writing skill- Picture composition**



**Description-** Children will observe the picture and write few lines about it in notebook.

लेखन – चित्र लेखन ( पृष्ठ ९३,९४ सारंगी पुस्तक )



व्याकरण –

शब्द निर्माण

गतिविधि- बच्चे नीचे दी गई दोनों गतिविधि के द्वारा शब्द निर्माण करना सीखेंगे



**Addition**

**Chapter 6 -  
Decoration for  
festival (page- 50-57)**

**Activity- Skip the  
rope**

**(Integrated with  
sports)**

Each child will get at least 2 chances of skipping and counting when the skip passes under their feet. Students will learn addition and subtraction through this activity.

**skip the Rope**  
Aman and Avni are playing 'skip the rope'. Both have to complete 20 skips. A skip can be counted when the rope passes under the feet. They will get two chances to skip. If one misses any skip in the first time then they will get one more chance to complete 20 skips.

A. Aman skipped 14 times in the first chance. How many more skips he has to make to complete 20 skips?  
 $20 - 14 = \underline{\quad}$        $14 + \underline{\quad} = 20$

B. Avni skipped 12 times in the first chance. How many more skips she has to make to complete 20 skips?  
 $20 - 12 = \underline{\quad}$        $12 + \underline{\quad} = 20$

**Mental Maths** (pages

**Our Festivals**

**Activity- Let's  
decorate our home-**

**Description-** Children will make bandanwars, festoons and streamers on Diwali. They will make these things in class using decorative and recycled material.




**Activity- An excursion**

**Description-** Plan an excursion to any religious place such as mosque, temple, church or gurudwara on any

- Picture Composition
- Concept and skill test
- Classroom discussion
- Spell check

## Grammar – Topic- Conjunctions



**Description-** Children will get few cutouts of hands on which few sentences are written. They have to join those hands using rings on which conjunction are written.

## Literature

**Unit 5 -We are all Indians**

**Something new (Gandhi Jayanti )**  
page no – 103 and 106- 108 of textbook)

समानार्थक शब्द  
गतिविधि-



पाठ -नटखट दिवाकर

गतिविधि- रचनात्मक लेखन - सभी बच्चे दीपावली के दिन उन्होंने कौन सा काम, किस समय किया एवं लक्ष्मी पूजन के समय का पूरा वर्णन अपनी पुस्तिका में लिख कर कक्षा में पढ़ेंगे। बच्चे अपने पसंद के त्यौहार का वर्णन भी कर सकते हैं।

73- 79)


## Unit -Time

**Chapter 9 – Which season is it ?** (pages 104-109)

Trip to Vijaywada

Activity – How long does it take?


Description – Children will match the activity with the duration of time it requires to complete .



**Activity- Time Tracker (worksheet)**

Description – Children will keep a track of the

festival (Eid, Diwali, Christmas etc) . Let children observe and discuss how these places are decorated and prayers are offered on these special occasions.



**Activity- Role play**

**Description-** Children will play the role of various freedom fighters and famous leaders of free India to foster a sense of unity, brotherhood and equality.

duration their daily activities for three days and fill it in the given worksheet

**Table of 7**

MULTIPLICATION TABLE									
1x1 = 1	2x1 = 2	3x1 = 3	4x1 = 4	5x1 = 5					
1x2 = 2	2x2 = 4	3x2 = 6	4x2 = 8	5x2 = 10					
1x3 = 3	2x3 = 6	3x3 = 9	4x3 = 12	5x3 = 15					
1x4 = 4	2x4 = 8	3x4 = 12	4x4 = 16	5x4 = 20					
1x5 = 5	2x5 = 10	3x5 = 15	4x5 = 20	5x5 = 25					
1x6 = 6	2x6 = 12	3x6 = 18	4x6 = 24	5x6 = 30					
1x7 = 7	2x7 = 14	3x7 = 21	4x7 = 28	5x7 = 35					
1x8 = 8	2x8 = 16	3x8 = 24	4x8 = 32	5x8 = 40					
1x9 = 9	2x9 = 18	3x9 = 27	4x9 = 36	5x9 = 45					
1x10 = 10	2x10 = 20	3x10 = 30	4x10 = 40	5x10 = 50					
6x1 = 6	7x1 = 7	8x1 = 8	9x1 = 9	10x1 = 10					
6x2 = 12	7x2 = 14	8x2 = 16	9x2 = 18	10x2 = 20					
6x3 = 18	7x3 = 21	8x3 = 24	9x3 = 27	10x3 = 30					
6x4 = 24	7x4 = 28	8x4 = 32	9x4 = 36	10x4 = 40					
6x5 = 30	7x5 = 35	8x5 = 40	9x5 = 45	10x5 = 50					
6x6 = 36	7x6 = 42	8x6 = 48	9x6 = 54	10x6 = 60					
6x7 = 42	7x7 = 49	8x7 = 56	9x7 = 63	10x7 = 70					
6x8 = 48	7x8 = 56	8x8 = 64	9x8 = 72	10x8 = 80					
6x9 = 54	7x9 = 63	8x9 = 72	9x9 = 81	10x9 = 90					
6x10 = 60	7x10 = 70	8x10 = 80	9x10 = 90	10x10 = 100					



**November**  
*Concept:*  
**Transport**  
Domains covered:  
**Health and well-being:**  
**Effective Communicators**  
**Involved learners:**

**Activity.**  
**Safety Rules on road**



Through different kinds of flashcards children will learn about road safety.



**क्रिया-**  
क्रिया--गतिविधि के माध्यम से क्रिया शब्द का ज्ञान



बच्चे अपने परिवहन खिलौने लाएंगे और वे क्रिया से संबंधित गतिविधि करेंगे

**Ch -6 Decoration of Festivals (subtraction)**  
**Page 58-70**



**Means of Transport. Means of Communications, Safety Rules, Traffic Rules**  
**Rescue In Emergency:**



- ◆ Sequential Learning
- ◆ Free hand drawing (Safety signs)
- ◆ Speaking skills (Different kind of transportation)
- ◆ Puzzle solving
- ◆ Quiz on Transportation and safety rules
- Speaking Skills
- Reading comprehension

**Sensory Integration:**  
Sense of touch,  
sense of sight

**Socio-Emotional Skills:**

Personal growth and well-being, sequencing skills, Problem-solving, communication, enhance the vocabulary, Building relationship/ collaboration

SDG goal-11.2

**Values imparted:**

Love and care, trust, kindness, empathy,

**Writing:**  
**Paragraph Writing**  
**On children's Day**

**Children's Day**  
Read the passage below and answer the following questions.  
Children's Day is a special day, dedicated to celebrating and honoring children around the world. It is a day filled with fun activities, games, and events that are specifically organized for children. Children's Day is a time to recognize the importance of children in society and to promote their well-being and happiness. It is a day when children are encouraged to express themselves, showcase their talents, and enjoy being young. Many schools and organizations plan special programs and surprises for children on this day. It is a joyful occasion that reminds us to cherish and nurture the younger generation.

- 1) What is Children's Day?
- 2) Why is Children's Day celebrated?
- 3) What kind of activities and events are organized for children on Children's Day?
- 4) What is the significance of Children's Day?

**Grammar:**  
**Adjective**

Name: \_\_\_\_\_ Date: \_\_\_\_\_

**Adjectives**

Choose an adjective from the box and complete the sentences.

Big	Tall	Yellow	Mean
Happy	Sad	Pretty	Angry
Grumpy	Fast	Slow	Quick
Short	Old	New	Green

1. The \_\_\_\_\_ man walked slowly to the shop.
2. A pack of \_\_\_\_\_ dogs barked at the boy.
3. Tim had three \_\_\_\_\_ sisters.
4. Her new clothes were very \_\_\_\_\_.
5. Mary had a shiny \_\_\_\_\_ car.

**Chapter-My Bicycle**




Children will read this

**ड और ड़ में अंतर**  
**ढ और ढ़ में अंतर**

**अनुच्छेद-लेखन**

**अनुच्छेद लेखन**  
पिपरा एक छोटी सी जगह है जहाँ पर बहुत सारे मछलियाँ रहती हैं।  
मछलियों की बहुत सी जातियाँ हैं। कुछ तो बहुत बड़ी हैं। कुछ तो बहुत छोटी हैं।  
कुछ तो बहुत तेज़ हैं। कुछ तो बहुत धीमे हैं।  
कुछ तो बहुत खूबसूरत हैं। कुछ तो बहुत बदमाश हैं।  
कुछ तो बहुत हीमालूम हैं। कुछ तो बहुत हीमालूम हैं।

कविता - हाथी साइकिल चला रहा था।



**अध्याय - डरो मत**

**Class 2 NCERT डरो मत!**  
मैंने को चंकर का पेड़ बहुत संभल था। चंकर के पेड़ पर लटकते हैं उन्हें और भी संभल था चंकर का यह पेड़ उनके मित्र के पर लगा था।  
मैंने आठ साल की उम्र से ही

**Addition and Subtraction Word Problems ( double digit)**

**Bus adding puzzle: Brain Gym**

**Addition to 20 School Bus Ride**

10	11	12	13	14	15	16	17	18	19	20
10	11	12	13	14	15	16	17	18	19	20
10	11	12	13	14	15	16	17	18	19	20
10	11	12	13	14	15	16	17	18	19	20
10	11	12	13	14	15	16	17	18	19	20
10	11	12	13	14	15	16	17	18	19	20
10	11	12	13	14	15	16	17	18	19	20
10	11	12	13	14	15	16	17	18	19	20
10	11	12	13	14	15	16	17	18	19	20
10	11	12	13	14	15	16	17	18	19	20

**Chapter-10 Fun at the Fair**

**Money**

Pages 67-72 of Mental

Through this matching activity children will get to know that in different emergency what kind of vehicles are available for our help.

**Cooking Without Fire Activity:**

**My Healthy Train**




- Verbal Expression
- Pronunciation
- Fluency
- Worksheets

compassion, perseverance, and importance of Transportation, uses, & their safety rules.

**Developmental milestone:**  
Cognitive and Intellectual Development, Literacy, Motor Development  
Gross/ Fine/ Sensory.

chapter & the teacher will encourage them to ride bicycles every day with the help of their parents and using all the safety guards.


### Chapter- Come Back Soon



**Activity: Best out of waste transport model**



## Math

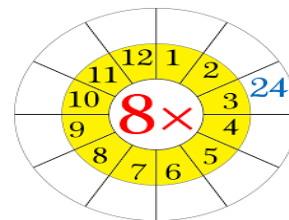


### Table of 8

**Activity: Spin the wheel & find answer**

Through this cognitive activity children will use their thinking skills to find the answer.

Pages-32,35,42,43 of Mental Math.



December

Concept: Plants and Animals

Domains covered:

Physical Development

Socio-emotional and Ethical Development

Cognitive Development

Language and Literacy

Aesthetic and Cultural Development

Positive Habits

SDG GOAL-15

Life on Land



SDG GOAL-18

Zero Animal

Activity: I can eat a whole plant



This activity shows that vegetables we eat come from different parts of a plant. Children will be able to identify different parts of a plant.

Paragraph Writing: Christmas Day

Preposition




Activity: Things we get from plants.



गतिविधि:-





अनुच्छेद लेखन



अपठित गद्यांश

Table of 9  
Table of 9 on Fingers



Children will learn the Table of 9 with the finger tricks.

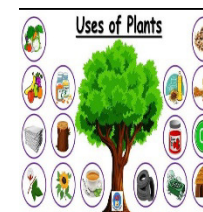
Data Handling Pages 93 to 99 of Mental Math

Plant World, Food and shelter of Animals  
Healthy Eating: Head to toe, Fuel your Body



Through this activity children will get to know about food items for each body parts.

Activity: Let's Speak



- ◆ Sequential Learning (Life cycle of a plant)
- ◆ Free hand drawing (Things we get from plants)
- ◆ Speaking skills (Importance of Tree)
- ◆ Puzzle solving
- ◆ Quiz on Plant
- ◆ Speaking Skills
- ◆ Reading comprehension
- ◆ Drawing on Story
- ◆ Verbal Expression
- ◆ Pronunciation
- ◆ Fluency
- ◆ Worksheets

# Exploitation



## Values imparted:

Love and care, trust, kindness, empathy, compassion, perseverance, and importance of Trees, plants & animals & their uses.

## Competencies achieved:

- Meaningful use of language
- Listening with comprehension
- Fine and gross motor skills

# Fun And Engaging Plant Life Cycle Activity:



## Chapter 3 The Crow

**Listening:** Story Narration of 'The crow through puppets.'



**Activity: "Homes of Animals"** - Students

### अपठित गद्यांश

नीचे दिए गए गद्यांश को पढ़कर प्रश्नों के उत्तर दीजिए।

केला एक लोकोपयोगी फल है, जिसका इस्तेमाल अमीर-मीर सभी समाज स्तरों में करते हैं। यह फल शीतलक एवं औषधीय गुणों से भरपूर होता है। इसका पेड़ भी बहुत उपयोगी होता है। हिंदू विचारों के अनुसार केले के पेड़ को नीचे पूजा-आर्चना करती हैं। टीकापत्तियों तथा अन्य पत्तियों पर बृहस्पति देव के पुत्र के पुत्र से तोषण दूर रहना जाता है। केले के पत्तों को बृहस्पति माना जाता है। पारंपरिक समारोहों, विवाह और पूजा-पाठ में इनका उपयोग किया जाता है। इसके पत्तों में भोजन करने का एक अमूल्य आभूषण है। केला खाने के तुरंत बाद बहरी है। यह बहने बहने में सहायक है। इसमें कार्बोहाइड्रेट, प्रोटीन और विटामिनों की अच्छी मात्रा होती है।



क. केले का फल कैसा होता है ?

.....

ख. केले के पेड़ में कौन-कौन से तत्वों की अच्छी मात्रा होती है ?

.....



### Handling Data

A zoologist was studying about animals and their habitat. Here is what he noted.

Group	Ants	Grasshops
1	8	10

Record this in the graph below:

10
9
8
7
6
5
4
3
2
1
0

Answer these questions:

- How many animals were studied by the zoologist?
- Which animal was studied the most?
- Which animal was studied the least?

### Plants Bar Graph

Colour a bar for each item that you find.

10
9
8
7
6
5
4
3
2
1
0

## Dodging tables

1x, 2x, 3x, 4x, 5x, 6x, 7x, 8x, 10x

## पाठ – शेर और चूहे की दोस्ती



**रोल प्ले गतिविधि:** कहानी कथन – जंगल की मस्ती : शेरू सिंह

## Children will speak few lines on uses of plants & for their



**Activity: "Bring the zoo to you!"** - Animal Race will be set up for the children. They will pretend to be one of the animals (galloping like a horse, hopping like a frog) and finish the race. Children will learn ordinal numbers through this game.

**Activity: The Jungle Show** – Students will thumb print or hand print the different animals with

- Creative thinking
- Expression of thoughts through art & craft
- Vocabulary development
- Print awareness

will colour the cutouts of animals and paste them in their respective homes.



**Sensory Integration:** Actively discuss about plants and animals through sight, speaking and writing.

**Socio-Emotional Skills:** Learning to regulate emotions in different seasons.

**Physical Development:** Playing and

## Chapter – 4 The Smart Monkey



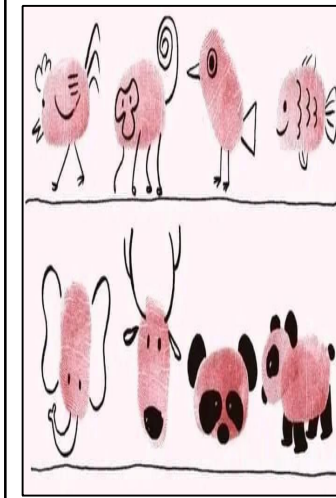
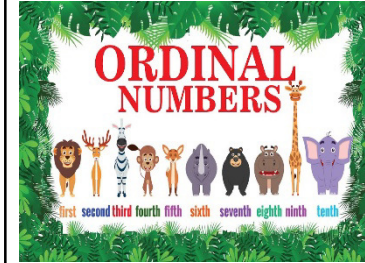
## का जन्मदिन



वर्ग पहेली  
अनुच्छेद लेखन

**रचनात्मक गतिविधि :** विभिन्न पक्षी एवं जानवरों के घरों के बारे में पता कीजिए तथा घर में उपलब्ध वस्तुओं द्वारा किसी एक जानवर या पक्षी का घर बनाएँ।

watercolors to create a jungle scene.



working cooperatively.

**Fine motor skills:** hands on activities

**Value:** trees are important to us.

**Life Skill:** nurturing a plant



## पाठ - बरसात और मेंढक





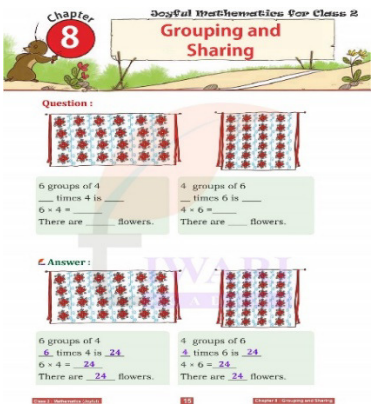





सोमारू और कमली जंगल घूमने गए। लौटते समय उन्हें ज़ोर की भूख लगी। उन्हें एक गाय दिखाई। कमली ने गाय से कहा, "ज़रा-सा दूध दे दो तो भूख मिटो!" गाय बोली, "मेरे खाने को घास ही नहीं है। मुझे हरी-हरी घास

## कविता - उठो उठो



उठो उठो !  
पत्ती खोलीं,  
चिड़ियाँ बोलीं,  
हुआ सबेर, उठो उठो !  
छाईं खासी,  
अहम निराली  
मिटा अंधेरा, उठो उठो !  
आलस त्यागो,  
प्यारे जागो,  
आँखें खोलो, उठो उठो !  
देखो प्राँची,  
भारत माँ की,  
जय जय बोलीं, उठो उठो !

TIME PERIOD AND TOPIC	ENGLISH	HINDI	MATHEMATICS	GENERAL AWARENESS	ASSESSMENT
<p><b>January</b></p> <p><b>Concept: Our Wonderful World</b></p> <p><b>Domains covered:</b></p> <p><b>Health and well-being:</b></p> <p><b>Effective Communicators:</b></p> <p><b>Involved learners:</b></p> <p><b>Sensory Integration:</b> Sense of touch, sense of sight</p> <p><b>Socio Emotional Skills:</b></p> <p>Personal growth and well-being, sequencing skills,</p>	<p>Activity: I know the 3 R's Rule</p>  <p>Through this hands-on activity, children will learn about reduce, reuse &amp; recycle rules to keep our wonderful mother earth healthy &amp; clean.</p> <p>Paragraph Writing</p> 	<p>अनेक शब्दों के लिए एक शब्द</p>  <p>वर्ग पहेली</p> 	<p><b>Chapter-8</b></p> <p><b>Grouping and Shaping</b></p>  <p><b>Activity: Shapes In Nature</b></p>  <p>Children will make different objects with the help of shapes .</p> <p><b>Multiplication</b></p> <p>(Pages 45-55 of Mental Math)</p>	<p><b>The Earth, The Sky</b></p> <p><b>Cooking without fire</b></p> <p><b>Activity: Explore phases of Moon with Oreo</b></p>  <p>Children will learn different phases of the moon with this hand on activity. They will be excited to make &amp; after that eat the biscuits.</p> <p><b>Activity: My Own Planet</b></p> 	<ul style="list-style-type: none"> <li>◆ Sequential Learning (Phases of Moon)</li> <li>◆ Free hand drawing (Things we see in our planet)</li> <li>◆ Speaking skills (Importance Natural resources)</li> <li>◆ Puzzle solving</li> <li>◆ Quiz on our wonderful world</li> <li>• Speaking Skills</li> <li>• Reading</li> </ul>

Problem solving, communication, enhance the vocabulary, Building relationship/ collaboration .



SDG GOAL-13

**Developmental milestone:**

Cognitive and Intellectual Development, Literacy, Motor Development Gross/ Fine/ Sensory.


**Values imparted:**

Love and care, trust, kindness, empathy, compassion, and perseverance, and

Mixed Bag (Noun, Pronoun, Verbs)



Unit-Life Around us



Activity-Types of clouds



Children will learn about different kinds of clouds &

विशेषण

**अभ्यास**

चित्र एवं विशेषण शब्दों को सहायता से रिक्त स्थान भरिए और जोड़िए-

(क) गुलाब फूल का रंग ..... रंग है।  
(गुलाबी)

(ख) मोर के पंख ..... रंग हैं।  
(निरंग/बाले)

(ग) घड़ी में ..... घुराएँ होते हैं।  
(चालाक)

(घ) ..... खाना मन लाक्री।  
(खाने-खाने)

(ङ) केंचु की चंच ..... होती है।  
(चालाकी)


(च) बकरी ..... शायर है।  
(बोले-बोलने)

(छ) अम का पत्तू ..... होता है।  
(बढ़-करना)

इकाई 5 आकाश

कविता - चार दिशाएँ

चार दिशाएँ



Children will learn multiplication with the help of clay.

Children will use their imagination & think about their own planet.

comprehension


- Drawing on Story
- Verbal Expression
- Pronunciation
- Fluency
- Worksheets

importance of our wonderful world.

how they look.

## Unit-5

### Little drops of water



### Activity: Water Cycle In A Bag



Learning about the weather is so fascinating to children. This simple water cycle in a bag project is a great way for children to visualize the whole process.

## कविता - चंदा मामा



## कविता - बादल



सभी बच्चे कविता का सस्वर वाचन करेंगे

## कविता - गिरे ताल में चंदा मामा



**Chapter-A Show  
of Clouds(Poem)**

**Activity-** Students

Will observe the  
clouds and draw  
two pictures in  
their notebook  
based on their  
observation.