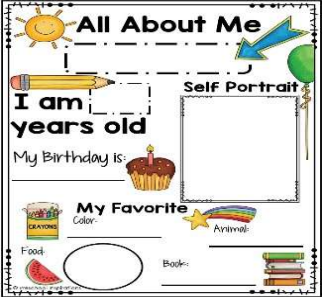
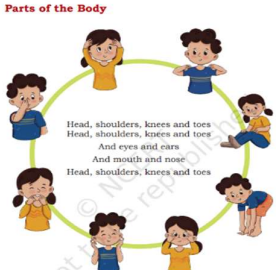



**INTERDISCIPLINARY CONCEPT MAPPING HPC (2026-27)**  
**CLASS - I**

TIME PERIOD AND TOPIC	ENGLISH	HINDI	MATHEMATICS	GENERAL AWARENESS	ASSESSMENT
<p>April</p> <p><b>Theme:</b> <b>MY BODY, SELF-AWARENESS</b></p> <p><b>Domains covered:</b></p> <ul style="list-style-type: none"> <li>• Physical Development</li> <li>• Socio-emotional and Ethical Development</li> <li>• Cognitive Development</li> <li>• Language and Literacy Development</li> <li>• Aesthetic and Cultural Development</li> <li>• Positive Learning Habits</li> </ul>	<ul style="list-style-type: none"> <li>• Alphabets (Vowels, Consonants)</li> <li>• Unit 1: My Family and Me               <ul style="list-style-type: none"> <li>▪ Poem - Two Little Hands</li> </ul> </li> <li>• Alphabetical Order</li> </ul>  <p><b>Name Game:</b> Finding words that start with the same letter.</p>  <p><b>Talking in pairs (Body</b></p>	<ul style="list-style-type: none"> <li>• स्वर और व्यंजन</li> <li>• तीन चार अक्षर शब्द</li> <li>• आ की मात्रा</li> </ul> <p><u>मैं और मेरी पसंदीदा चीजें-</u> छात्र अपनी पसंदीदा चीजों जैसे खाना, क्रियाएँ, रंग के चित्र बनाएँगे।</p> <p><u>अपनी खुशी का अनुभव</u> छात्र कक्षा में बताएँगे कि उन्हें कब उन्हें अत्यधिक खुशी का अनुभव हुआ था।</p> <p>छात्र हिंदी अक्षरों का उल्लेख करते हुए के चित्र चिपकाएंगे। वे दिए गए अक्षरों को सही क्रम में लगा कर शरीर के अंगों के नाम लिखेंगे।</p>	<ul style="list-style-type: none"> <li>• Counting 1 - 100</li> <li>• Backward Counting 50 – 1</li> <li>• Number Names 1 - 10</li> <li>• Chapter 3, 4 of Joyful Mathematics</li> <li>• Greater than, less than, equal to</li> <li>• Before, between and after</li> </ul> <p><b>Activity:</b> Count &amp; Move! - Students will jump, clap, and use different body parts to explore movement. They'll count their fingers and toes, then draw and label their hands and feet with numbers for each digit.</p>	<p><b>Activity: "All About Me Collage"</b></p> <p>Students create a collage representing their interests, hobbies, favorite things, and dreams. They cut out pictures from magazines or draw directly on the paper.</p>  <p><b>Snapshot on myself</b></p>	<p>Ensure inclusive and equitable quality education and promote lifelong learning opportunities for all.</p> <ul style="list-style-type: none"> <li>• Speaking Skills</li> <li>• Listening Skills</li> <li>• Reading Skills</li> <li>• Writing Skills</li> <li>• Sorting &amp; Counting</li> <li>• Observation &amp; Interpretation</li> <li>• Word Formation</li> <li>• Dramatization</li> <li>• Verbal Expression</li> <li>• Problem Solving</li> <li>• Pronunciation</li> <li>• Participation</li> <li>• Show &amp; Tell</li> <li>• Worksheets</li> </ul>

parts)

**B. Talk in pairs**  
Ask your partner questions such as the ones below.

- Nitia: What is this?
- Neha: This is my nose.
- Neha: What are these?
- Nitia: These are my shoulders.
- Nitia: What is this?
- Neha: This is my mouth.
- Neha: What are these?
- Nitia: These are my ears.
- Nitia: What is this?
- Neha: This is my mouth.
- Neha: What are these?
- Nitia: These are my hands.
- Nitia: What are these?
- Neha: These are my legs.



**Activity:**

**Vowel's hand**

Students will trace their hand, write vowels on each finger and decorate it.



Students will be provided with flashcards of labelled body parts, each indicating an underlined vowel.

आम की कहानी

आमों के फल विकसरी, आमों को फिलत और लरि के अंग के नाम के उल बरही।

न  
क

थ

ह

न

क

व

त

आम की कहानी



Let us Play - Mime with Fingers

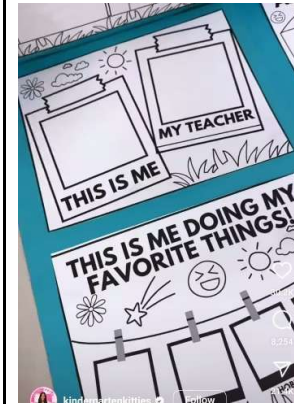
Show 3 fingers to your friend. Your friend has to show 3 fingers but in a different way. Similarly, you can play for other numbers. What are the different ways of showing 4 fingers using one hand?

Let us Play Dramatics

Children can make up a story for their mime. Parents can suggest settings. A child can read the story. All children can make groups of four for building houses. They tell each other the number of children in each group. Similarly, children can make their own game by using different numbers up to 10.

1	2	3	4	5	6	7	8	9	10
11	12	13	14	15	16	17	18	19	20
21	22	23	24	25	26	27	28	29	30
31	32	33	34	35	36	37	38	39	40
41	42	43	44	45	46	47	48	49	50
51	52	53	54	55	56	57	58	59	60
61	62	63	64	65	66	67	68	69	70
71	72	73	74	75	76	77	78	79	80
81	82	83	84	85	86	87	88	89	90
91	92	93	94	95	96	97	98	99	100

**Activity:** Count 'n Connect: Body Math Adventure - Students will recite a poem 'Two Little Hands' and identify the body parts by counting them and describing their features. Later, write the name of numerals with body parts.



Favorite Memory

All About Me

Favorite Song

Favorite Color

Favorite Hobby

Favorite Movie

Favorite Restaurant

TEL PUBLIC SCHOOL  
**Vowel Words**  
 Name: \_\_\_\_\_ Class I: Sec: \_\_\_\_\_ Date: \_\_\_\_\_  
 Q. Sort following words based on the underlined vowels:

a	e	i	o	u

ADD THE VOWELS A, E, I, O, U TO COMPLETE THE WORD.

LIVWORKSHEETS

**Alphabetical Order:**  
 Arranging the alphabets  
 in order.

Alphabetical order  
 Arrange in alphabetical order

e	s	j	—	□	□	□	□
q	a	k	—	□	□	□	□
i	b	e	—	□	□	□	□
x	m	s	—	□	□	□	□
l	y	o	—	□	□	□	□
q	d	l	—	□	□	□	□









www.kidspop.com

Number Names


1	→	O	F	N	E	O	N	E	O
5	→	T	H	R	T	H	R	E	E
3	→	E	I	G	H	T	E	T	I
9	→	N	I	E	N	I	E	I	
5	→	F	V	I	E	F	F	I	V
4	→	F	D	U	R	F	O	R	U
2	→	T	W	T	W	O	O	T	W
6	→	S	E	S	I	X	I	S	X
7	→	S	V	E	S	E	V	E	
10	→	T	A	N	T	E	N		

Greater than, less than,  
 equal to



TIME PERIOD AND TOPIC	ENGLISH	HINDI	MATHEMATICS	GENERAL AWARENESS	ASSESSMENT
<p>May</p> <p><b>Theme:</b> <b>HEALTH AND HYGEINE</b></p> <p><b>Domains covered:</b></p> <ul style="list-style-type: none"> <li>Physical Development</li> <li>Socio-emotional and Ethical Development</li> <li>Cognitive Development</li> <li>Language and Literacy Development</li> <li>Aesthetic and Cultural Development</li> <li>Positive Learning Habits</li> </ul>	<p>• Consonants Blends (ch,sh and st)</p> <p>Story of two friends ch and sh</p>   <p><b>Washing hand activity</b> Page number 9 of MridangTextbook Teacher will create awareness about the importance of having a healthy body by showing them things used to keep body</p>	<p>• इ की मात्रा</p> <p>• ई की मात्रा</p> 	<p>• Number Names (21 - 50)</p> <p>• Tens and Ones (1 - 50)</p> <p>• Greater than, less than, equal to</p> <p>• Before, betweenand after</p> <p><b>Activity:</b> I have/who has</p>  <p>Greater than, less than, equal to</p>  <p>Before, betweenand after</p>	<p><b>Activity</b> <b>Self Care Grooming Kit</b> Students will describe the importance of grooming kit through a rhyming drill and will demonstrate the items of grooming kit.</p>   <p>ITL PUBLIC SCHOOL Class No. _____ Date: _____ Things in my grooming kit</p>  <p><b>Hand Wash</b></p>	<p>Ensure inclusive and equitable quality education and promote lifelong learning opportunities for all.</p> <ul style="list-style-type: none"> <li>Speaking Skills</li> <li>Listening Skills</li> <li>Reading Skills</li> <li>Writing Skills</li> <li>Sorting &amp; Counting</li> <li>Observation &amp; Interpretation</li> <li>Word Formation</li> <li>Dramatization</li> <li>Verbal Expression</li> <li>Problem Solving</li> <li>Pronunciation</li> <li>Participation</li> <li>Show &amp; Tell</li> <li>Worksheets</li> </ul>

clean.












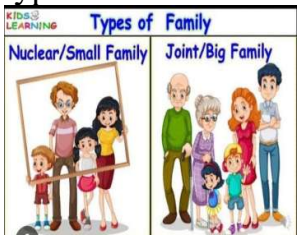


**Activity** – Students will learn about the 7 steps of hand washing to maintain personal hygiene.



Interactive session about oral hygiene by a Dentist parent.



**Yoga Aasan for healthy body.**

TIME PERIOD AND TOPIC	ENGLISH	HINDI	MATHEMATICS	GENERAL AWARENESS	ASSESSMENT
<p>July</p> <p><b>Theme:</b> <b>MY FAMILY AND FRIENDS</b></p> <p><b>Domains covered:</b></p> <ul style="list-style-type: none"> <li>Physical Development</li> <li>Socio-emotional and Ethical Development</li> <li>Cognitive Development</li> <li>Language and Literacy Development</li> <li>Aesthetic and Cultural Development</li> <li>Positive Learning Habits</li> </ul>	<p><b>My family</b> Poem recitation and story on The Sparrow Family. <b>Poem – My Family</b></p>   <p><b>Ch- The sparrow Family</b> <b>Grammar- A/An</b></p>  <p>Revision of consonant blends</p> <p><b>One and Many</b> Activity : One and Many</p>  <p>Punctuation</p>	<p>• इकाई - 1 परिवार</p> <ul style="list-style-type: none"> <li>मीना का परिवार</li> <li>दादा दादी</li> </ul> <p><b>Activity:</b>चित्र में दिए गए परिवार के सदस्यों को पहचाने और वे घर में किस तरह मदद करते हैं।</p>  <p><b>Activity:</b>बच्चों द्वारा कक्षा में कविता वाचन किया जाएगा</p> <p>एक हमारे दादाजी हैं, एक हमारी दादी। दोनों ही पहना करते हैं, बिल्कुल भूरी खादी। दादी गाना गाया करतीं, दादाजी मुस्काने। कभी-कभी दादाजी भी, कोई गाना गाते।</p> 	<p><b>How many?</b> <b>Single Digit Addition</b> <b>Activity</b> –Count your family members and make a family chart.</p>   <p><b>Activity:</b> Age chart of My Family.</p>  <p>Ascending order</p>	<p><b>My family</b> Introduction of types of families-</p>  <ul style="list-style-type: none"> <li>Nuclear family</li> <li>Joint Family</li> </ul>  <p><b>Activity-</b> Make a stick puppet using popsicle sticks.</p>  <p><b>Card Making</b> I love my family</p>	<p>Ensure inclusive and equitable quality education and promote lifelong learning opportunities for all.</p> <ul style="list-style-type: none"> <li>Speaking Skills</li> <li>Listening Skills</li> <li>Reading Skills</li> <li>Writing Skills</li> <li>Sorting &amp; Counting</li> <li>Observation &amp; Interpretation</li> <li>Word Formation</li> <li>Dramatization</li> <li>Verbal Expression</li> <li>Problem Solving</li> <li>Pronunciation</li> <li>Participation</li> <li>Show &amp; Tell</li> <li>Worksheets</li> </ul>

! Intro to ?  
Punctuation  
" , . ;





Sentence on My Family  
using punctuation.  
(capital letter, full stop  
and question mark)

Number names 51-60




Importance of friends  
in our life: Students  
will learn about the  
importance of friends  
in life through a story  
of a girl and will  
learn what the good  
qualities



TIME PERIOD AND TOPIC	ENGLISH	HINDI	MATHEMATICS	GENERAL AWARENESS	ASSESSMENT
<p>August <i>Concept: FOOD</i></p> <p><b>Domains covered:</b></p> <ul style="list-style-type: none"> <li>• Physical Development</li> <li>• Socio-emotional and Ethical Development</li> <li>• Cognitive Development</li> <li>• Language and Literacy Development</li> <li>• Aesthetic and Cultural Development</li> <li>• Positive Learning Habits</li> </ul>	<p><b>Unit-3: Food</b></p> <ul style="list-style-type: none"> <li>• Chapter - 1 'Fun with Pictures'</li> <li>• 'A Visit to a Market'</li> <li>• Chapter - 2 'The Food We Eat'</li> </ul> <p><b>Activity:</b> Students will be given enough time to observe the picture and will be encouraged to speak about it.</p>  <p>Chapter 1 Fun with Pictures Let us speak</p> <p>(a) What do you see in this picture? (b) Say the names of the fruits and vegetables that you see. (c) How many fruits are there in the picture? (d) Can you name the fruits that are red in colour? (e) How many vegetables are there in the picture? (f) Can you name the green vegetables? (g) Which fruits and vegetables do you like the most? (h) Why do we eat fruits and vegetables?</p> <p>They will be catered to identify <b>Fruits and Vegetables Name</b> and write them in their</p>	<ul style="list-style-type: none"> <li>• उ की मात्रा</li> <li>• ऊ की मात्रा</li> </ul> <p><b>गतिविधि</b> उ तथा ऊ की मात्रा</p> <p>छात्र चूहा तथा चुहिया का चित्र बनाएँगे और उनकी पूँछ को उ तथा उ की मात्रा के रूप में सजाएँगे। उनके शरीर पर छोटी उ और ऊ की मात्रा वाले शब्द लिखेंगे। इस रचनात्मक गतिविधि के माध्यम से वे छोटी उ और ऊ की मात्रा को आसानी से पहचान कर सकेंगे।</p>  <p><b>पाठ 5 - मिठाई</b></p> <ul style="list-style-type: none"> <li>• अपठित गद्यांश</li> <li>• फलों और सब्जियों के नाम</li> </ul>	<ul style="list-style-type: none"> <li>• Number Names (71-100)</li> <li>• Tens and Ones (50-99)</li> </ul> <p><b>Activity: 'Counting with Bead Bracelets' -</b> Students will create bead bracelets to represent numbers from 50 to 99. They will string beads in groups of ten to form the tens and add individual beads for the ones. For example, to represent the number 67, students will string six groups of ten beads (60) and then add seven individual beads (7)</p>  <ul style="list-style-type: none"> <li>• Chapter - 6 'Vegetable Farm' (Single-digit)</li> </ul>	<p><b>'A Visit to a Market'</b></p> <p><b>Activity:</b> Students will be facilitated to take up roles of people they see in the market and show it up and conduct a role play. They will be identifying various fruits, vegetables, flowers available around them in the local language and English.</p>  <p><b>'The Food We Eat'</b></p> <p><b>Activity: 'Sharing Smiles with Food' -</b> The teacher will organize a Picnic Day where students bring and share a variety of food items. They will name the food items and learn</p>	<p>Ensure inclusive and equitable quality education and promote lifelong learning opportunities for all.</p> <ul style="list-style-type: none"> <li>• Speaking Skills</li> <li>• Listening Skills</li> <li>• Reading Skills</li> <li>• Writing Skills</li> <li>• Sorting &amp; Counting</li> <li>• Observation &amp; Interpretation</li> <li>• Word Formation</li> <li>• Dramatization</li> <li>• Verbal Expression</li> <li>• Problem Solving</li> <li>• Pronunciation</li> <li>• Participation</li> <li>• Show &amp; Tell</li> <li>• Worksheets</li> </ul>

notebook.

**Activity: 'Taste Test'** - Students will be introduced to different fruits or vegetables. Later, students will smell/ taste and describe each item in one or two words. (taste, smell, touch).



• **Grammar: Naming Words**

**Activity: 'Food Letter Safari'** - Students will hunt for food items that start with each letter of the alphabet. They will find naming words (nouns) related to different food items.

**Worksheet:**


**गतिविधि: 'जादुई क्ले'** - छात्र मिट्टी की कला (क्लेआर्ट) से अलग-अलग फल और सब्जी के रूप बनाएंगे और उनकी प्रदर्शनी लगाएंगे।



**कार्यपत्रिका:**

फलों के नाम					सब्जियों के नाम				
आम	केला	आम	केला	आम	आम	केला	आम	केला	आम
आम	केला	आम	केला	आम	आम	केला	आम	केला	आम
आम	केला	आम	केला	आम	आम	केला	आम	केला	आम
आम	केला	आम	केला	आम	आम	केला	आम	केला	आम
आम	केला	आम	केला	आम	आम	केला	आम	केला	आम
आम	केला	आम	केला	आम	आम	केला	आम	केला	आम
आम	केला	आम	केला	आम	आम	केला	आम	केला	आम
आम	केला	आम	केला	आम	आम	केला	आम	केला	आम
आम	केला	आम	केला	आम	आम	केला	आम	केला	आम

**Addition and Subtraction)**



**Activity: 'Farm Fresh Math'** - Students will act as farmers harvesting vegetables. They will collect and count vegetables from a pretend farm, using single-digit addition to find the total harvest and subtraction to share with friends.

Rumi's Basket    Shami's Basket    Both have


A. 7 tomatoes and 5 tomatoes altogether make 12 tomatoes.  
 $7 + 5 = \underline{\quad}$

B. 9 carrots in one basket and 4 carrots in another basket.  
 $9 + 4 = \underline{\quad}$

• **Chapter - 7 'Lina's Family' (Measurement)**

**Activity: 'Measure It with Munchies'** - Students will use their

concept of 'sharing'. Through sharing, students will express thanks and learn about the effort behind their meals, in a memorable, educational setting.



**Activity: 'No Waste Lunch Challenge'** - Students will take part in a lunchtime challenge to eat all their food without wasting any. Afterward, they will discuss the importance of not wasting food and how it shows respect for the hard work farmers put into growing.

**Naming words - Nouns**

*See the pictures and write down the naming words in the correct box.*

Name of animals	Name of things	Name of persons	Name of places

• **Grammar:**  
**Punctuation**

**Activity: 'Hungry for Punctuation' -**

Students will draw or paste pictures of their favorite foods and write short sentences about them using correct punctuation (capital letters, full stops).

**Worksheet:**

Name: \_\_\_\_\_

**Punctuation**

I can jump

It is a cat

Can I come too

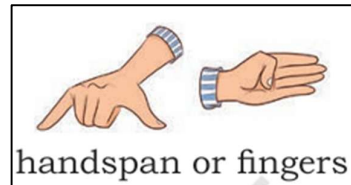
Ben has a car

When is lunch

How are you

- . ? ? ?






hand spans or fingers to measure the length or size of different food items such as fruits, vegetables, and other edible items. For example, they may use their hand spans to measure the length of a carrot, shorter or longer, heavier or lighter.



**'Food Riddles' -**  
Students will receive a series of riddles, each providing clues about a specific type of food. They need to use these clues to identify the correct food item.

**Riddles**

- I am a fruit. My name is my colour.  
**Who am I?**  
Answer: \_\_\_\_\_
- I am hard and brown on the outside.  
Soft and white inside.  
**Who am I?**  
Answer: \_\_\_\_\_
- I am a vegetable. I am pink in colour.  
I may also be white in colour.  
If you cut me, I make you cry.  
**Who am I?**  
Answer: \_\_\_\_\_
- I am a fruit. I come in green or purple.  
I come in a bunch.  
**Who am I?**  
Answer: \_\_\_\_\_

TIME PERIOD AND TOPIC	ENGLISH	HINDI	MATHEMATICS	GENERAL AWARENESS	ASSESSMENT
<p>September</p> <p><b>Concept:</b> <b>SEASONS</b></p> <p><b>Domains covered:</b></p> <ul style="list-style-type: none"> <li>Physical Development</li> <li>Socio-Emotional and Ethical Development</li> <li>Cognitive Development</li> <li>Language and Literacy Development</li> <li>Aesthetic and Cultural Development</li> <li>Positive Learning Habits</li> </ul>	<p><b>Unit-4: Seasons</b></p> <p><b>Activity: 'Picture Reading'</b> - Students will explore different seasons through engaging pictures. They will observe and discuss pictures representing summer, monsoon, and winter. For each season, students will describe what they see and talk about the weather, activities, and changes in nature associated with that time of year.</p>  <p><b>Chapter - 1 'The Four Seasons'</b></p> <p><b>Activity: 'The Season Show'</b> - Students will dress up and bring an item that symbolizes their favorite season.</p>	<ul style="list-style-type: none"> <li>ए की मात्रा</li> <li>ऐ की मात्रा</li> </ul> <p><b>गतिविधि:</b> 'वसंत के फूल बनाएंगे और हरफूल की पंखुड़ी पर ए और ऐ की मात्रा से जुड़े शब्द लिखेंगे, जैसे कि "बेल", "बैल" आदि। यह गतिविधि बच्चों को शब्द रचनात्मकता को बढ़ाने के साथ-साथ उनकी वर्तनी और भाषा के गहरे अध्ययन में मदद करती है।</p>  <ul style="list-style-type: none"> <li>अपठित गद्यांश</li> <li>पाठ- बरखा और मेघा कविता हवा</li> </ul> <p><b>गतिविधि:</b> 'चित्र और</p>	<ul style="list-style-type: none"> <li><b>Chapter - 8 'Fun with Numbers'</b></li> <li><b>Chapter - 11 'How do I Spend My Day' (Time)</b></li> </ul> <p><b>Activity: 'Routine Roundup'</b> - Students will make a chart of their daily routines for each season, showing what they do in the morning, afternoon, and night.</p>  <p><b>Worksheet: 'Days of the Week'</b></p> 	<p><b>Activity: 'Today's Seasonal Snapshot'</b> - Students will create a snapshot where they will write about today's date, day of the week, month, current weather, and season.</p>  <p><b>Activity: 'What's the Weather'</b> - Students will learn about common weather indicators (sunny, cloudy, rainy, snowy) and their meanings. They will then record the daily weather for a week, noting patterns and changes.</p>	<p>Ensure inclusive and equitable quality education and promote lifelong learning opportunities for all.</p> <ul style="list-style-type: none"> <li>Speaking Skills</li> <li>Listening Skills</li> <li>Reading Skills</li> <li>Writing Skills</li> <li>Sorting &amp; Counting</li> <li>Observation &amp; Interpretation</li> <li>Word Formation</li> <li>Dramatization</li> <li>Verbal Expression</li> <li>Problem Solving</li> <li>Pronunciation</li> <li>Participation</li> <li>Show &amp; Tell</li> <li>Worksheets</li> </ul>

They will recite the poem about the seasons and will playact about the activities they do during that season.




• **Poem - 'Pitter Patter'**

• **Grammar: Gender**


**Activity: 'Snowman and Flower girl'**

Students will create a picture book featuring characters and items from each season, clearly identifying their genders for example - Snow king and Snow queen.

**Worksheet:**



**बातचीत**-छात्र एक घेरे में बैठेंगे और उन्हें दिखाए गए चित्र के बारे में बातचीत करेंगे और कहानी पर चर्चा करेंगे।



• **अक्षरगीत**

**गतिविधि:** छात्र "अक्षरगीत" कविता का वाचन करेंगे, जिसमें वे सभी हिंदी अक्षरों को मस्ती और ताल के साथ सीखेंगे। कविता के प्रत्येक पद में एक नया अक्षर शामिल होगा, जिससे बच्चे पूरे गति के माध्यम से वर्ण माला का अभ्यास करेंगे।


**Activity: 'The 12 Months'** - Students will read a poem of days in each month.

**Song:**

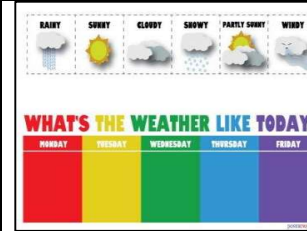
*Thirty days of September,  
April, June and November,  
All the rest have thirty-one  
except February, it has  
twenty-eight we find,  
unless it's leap year, then it  
has twenty nine!*



**Worksheet:**



• **Double Digit Addition and**



**Worksheet: 'Guess the Season'**



• **Grammar: Pronouns**

**Activity: 'Pronoun Relay Race'** - A relay race will be set up where students pick up a seasonal picture (e.g., a picture of summer sun) and run to place it under the correct pronoun category (he, she, it, they).

**Worksheet:**




**Activity: 'Pronoun Relay Race'** - In a word association activity students will write down words that come to their minds when they think of each season—summer, winter, spring, and monsoon.



**Subtraction (without carryover)**

**Activity: 'Double Digit Roll'** - Students will roll two dice to create a two-digit number and then roll two more dice to create another two-digit number. They will add the numbers or subtract the smaller number from the larger one.



	<p>Write down the words that come to your mind when you say summer, winter or monsoon. A few words have been written for you.</p> <div style="display: flex; flex-wrap: wrap;"> <div style="width: 50%;"> <p><b>Summer</b> hot holidays</p> </div> <div style="width: 50%;"> <p><b>Winter</b> cold woolen cap</p> </div> <div style="width: 50%;"> <p><b>Spring</b> new leaves colourful</p> </div> <div style="width: 50%;"> <p><b>Monsoon</b> umbrella clouds</p> </div> </div>				
--	---	--	--	--	--

**1-31 October**  
**Theme: Festivals**

- Health and well being:**  
5.2  
5.17
- Effective Communicator:**  
  
5.2  
5.3 a  
5.3 b
- Involved learners:**  
  
5.25  
5.8

Story telling on festivals. Students will share their own experience about celebrating a festival.



**Describing Words**  
Students will tell adjective for themselves.

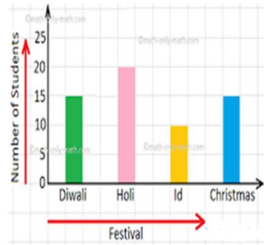


ओ, औ की मात्रा त्योहारों पर लगने वाले मेले पर चर्चा।



मेले से जुड़ी आनंदमयी कविता का गायन बच्चों को अपने आसपास लगे मेले का विचार करवाएगा।  
कविता पाठ 15 होली  
कविता पाठ 13 मेला

**Data Handling**



Festival	Number of Students
Diwali	15
Holi	20
Id	10
Christmas	15

A data will be collected on festival celebrated by most of the class.



**Shapes**  
**Ch- Utsav**  
Which sweet is liked most by the children.

**Making Rangoli**




Speaking skills (My favourite festival)



**My Neighbourhood**  
A virtual visit to places in neighbourhood and

- ◆ Role play
- ◆ Quiz
- ◆ Group discussion
- ◆ Worksheet
- ◆ Speaking Skills

	<p>Picture Description</p> 		 <p><b>How much can we spend?</b> A role play of learners using paper slips as money in different</p>  <p>on festivals.</p> 	<p>discussion on where do we get our food from.</p>	
<p><b>1 – 30 Nov</b> <b>Theme- Nature and Plants</b></p>  <p><b>Value-</b> Embrace mother nature <b>Life skill-</b> Imagination Critical thinking <b>Toy</b> <b>Pedagogy-</b></p>	<p><b>Anandi's Rainbow</b> Explanation of story</p>  <p><b>Activity-</b> Students</p>	<p>विलोम शब्द</p> <p><b>गतिविधि-</b> सभी बच्चे हवा कविता का स्वर वाचन करेंगे कविता कितनी प्यारी है ये दुनिया कविता जन्मदिवस पर पेड़ लगाओ</p>	<p>What is long &amp; what is round</p> <p><b>Activity</b> - Chapter will be introduced by playing a game.</p> <p><b>What is long?</b> <b>What is round?</b> <b>look around, look around.</b> Students will tell</p>	<p><b>Our wonderful world</b></p> <p><b>Activity-</b>Students will make a beautiful Earth and they will write their promise to save mother Earth.</p>	<ul style="list-style-type: none"> <li>• Quiz</li> <li>• Recitation</li> <li>• Quiz</li> <li>• Pictorial recognition</li> </ul>

Rainbow with ice cream sticks

**Sensitization-**

Let's think and learn about our mother nature.

**Health and Mental well being-** 4.7,

4.1, 4.13

**Effective communication-**

ECL

14.2,14.3A,14.7

**Involved learners-**

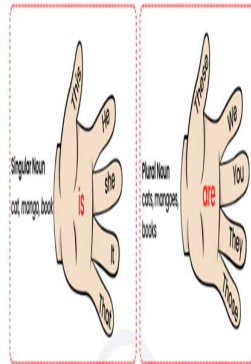
IL4.1,4.2A

IL 4.8

will make a rainbow using popsicle sticks.


**Grammar-**

**Helping Verbs**



**Grammar- Pronouns**


Activity- Pronouns will be introduced with the help of Pronoun flower.




दिए गए खेलों के साथ चित्रों को मिलाइए



**गतिविधि-चित्र**  
हरीभरी दुनिया को ध्यान से देखें और कक्षा में बातचीत करें



**झूलमझूली गतिविधि-**  
सभी बच्चे झूलमझूली कविता का स्वर वाचन करेंगे



the name of two objects one long and one round.

**Activity-** Topic will be further introduced by showing the important things given by mother nature like sun, moon, different plants, flowers, animals, birds etc.



**Story time- A Wise Grandmother.**




Table of 3 Repeated addition using leaves



Observation of objects seen during the day and the night.











**Plants- Our Friends**

**Activity-** Students will learn about plants by singing a rhyme



**Activity-** Nature


				<p>Walk</p> <p>Students will reflect parts of a plant through an activity.</p> 	
<p><b>1-15 December Theme- Animals</b></p> <p><b>Value -</b> Animals our friends</p> <p><b>Life Skills-</b>Let us be caring and compassionate.</p> <p><b>Toy Pedagogy-</b>Mask making</p> <p><b>Socio Emotional Skills-</b>Expresses emotion of care towards animals.</p> <p><b>Health and</b></p>	<p><b>Catch me if you can</b></p>  <p><b>Activity-</b> Students will cut out the mask with the help of the teacher and wear it.</p> <p><b>Ch- Animals and Birds</b> Explanation of Story</p> <p><b>Grammar-</b>Helping Verbs</p>  <p>Helping Verbs will</p>	<p>गिनती एक से दस</p> <p><b>पाठ 6 तीन साथी</b> <b>गतिविधि 1-कहानी</b> को सही क्रम में लगायें</p>  <p><b>गतिविधि 2-</b> चित्र पर बातचीत बच्चे अध्यापिका की मदद से चित्र देखकर उसके बारे में बतायेंगे <b>पाठ आलू की सड़क</b></p>	<p>Skip Counting by 5 and 10</p>  <p><b>Making Tens</b> Drawing of Animals</p>  <p>A story of dotty the bug.</p>	<p>Making of animals through paper folding.</p>  <p>Making of animals using leaves.</p> 	<ul style="list-style-type: none"> <li>● Role Play</li> <li>● Show and tell</li> <li>● Quiz</li> <li>● Recitation</li> <li>● Speaking skill</li> <li>● Speaking skills</li> </ul>

**Mental Well**  
**Being-**  
 HW4.2,4.11  
**Effective**  
 communicators  
 ECL 14.2, 14.3A,  
 14.7  
**Involved**  
 learners  
 IL 4.1, 4.7, 4.10

be introduced with the help of a video.  
**Activity-**  
 Students will sing a song and will learn uses of is, am and are.



**Worksheet-**  
 Helping Verb




- वाह मेरे घोड़े

**गतिविधि-**  
 सभी बच्चे वाह मेरे घोड़े कविता का स्वर वाचन करेंगे



**Activity- 0** will be introduced through a story and a game.  
**Story of Vanishing Buttons**



**16- 31**  
**December**  
**Transport**  
**Value:**  
 Transportation is the Chain of development.  
**Life skill:**  
 Community living  
**Sensitisation:**


Unseen passage on Transport

Name : \_\_\_\_\_  
<https://whatistheurl.com>  
 It is our school bus. It is long and yellow in color. I go to school by school bus. I feel happy and safe.  
 What am I talking about?  
 What is the color of the bus?  
 How do I go to school?

**मुर्गा बोला कुकड़ू**  
 खेल के मैदान में बच्चों की रेल गाड़ी बनाते हुए इस खेल गीत को गाया जायेगा



**Shapes and Space**



**Traveling Time**  
 Read and know the major 3 means of transport.



- Vocabulary test.
- Quiz.

Transport adds to economic development.

**Socio emotional skills:** Using public transport and carpooling.

**Health and wellbeing:**

4.18 A

**Effective communication**

14.9

**Involved**

**learners:** 4.13

## Prepositions



Preposition worksheet on Transport.

Students will make different means of transport using shapes.

**Activity:** Making of Paper Boats.



## 16- 31 Jan Our wonderful world

**Value:** Increasing nurturing capacity and unleash creativity.

**Life skill:** Art of living in nature.

**Sensitisation:** We all are disappearing from outdoors and busy with our gadgets. Life is beautiful outside.

**Socio emotional skills:** Love for nature, appreciate all.

**Health and wellbeing:**

4.12 A, 4.12 B

## ‘Wonderful world’ vocab.

Children will create flash cards of all the wonderful things in their lives along with their names.



कविता चाँद का बच्चा  
हरी भरी दुनिया के चित्र को देखकर  
चित्र का वर्णन



पाठ 3 रीना का दिन

## Time and Calendar



Sunday	Monday	Tuesday	Wednesday	Thursday	Friday	Saturday
						1
2	3	4	5	6	7	8
9	10	11	12	13	14	15
16	17	18	19	20	21	22
23	24	25	26	27	28	29
30	31					

How do I Spend my Day? (Time)

## Our wonderful world

Art integrated activity- draw and color Our Planet Earth.



- Picture description
- Questionnaire based on aesthetic views

**Effective communication**

14.7,4.14

**Involved learners:**

4.2 A,4.6

