




















## TIME TABLE (NURSERY)

### THEME: ALL ABOUT ME

| DAYS                          | 8:00am-8:10am                | 8:10am-8:30am   | 8:30am-9:10am   | 9:10am-9:55am  | 9:55am-10:35am  | 10:35am-11:05am  | 11:05am-11:35am              | 11:35am-12:00noon                      |
|-------------------------------|------------------------------|---|---|--|---|--|------------------------------|--|
|                               | <b>Domains</b> ➤             | <b>Positive Habits</b>  | <b>Physical Development</b>   |  | L<br>U<br>N<br>C<br>H<br><br>B<br>R<br>E<br>A<br>K  | <b>Aesthetic Development<br/>Socio-Emotional Development</b>   |                              |  |
| <b>WEDNESDAY<br/>(1.4.26)</b> | Free-Play<br>(Settling Time) | Welcome<br>Cleanliness<br>Checkup<br>Prayer &<br>Group<br>Singing<br>Gratitude<br>Sharing | <b>Freeze Dance</b><br>(Dancing with different actions like hopping,<br>jumping, swirling, waving hands etc.)<br>  |  |   | <b>You are Special</b><br>Take away on 1 <sup>st</sup> day of school<br>  |                              |  |
| <b>THURSDAY<br/>(2.4.26)</b>  | Free-Play<br>(Settling Time) | Welcome<br>Cleanliness<br>Checkup<br>Prayer &<br>Group<br>Singing<br>Gratitude<br>Sharing | <b>Rhyme Session</b><br>(Singing rhymes with actions)<br>  |  |   | <b>My unique handprint</b><br>(Students will print their unique hand on chart paper, which is a fun and exciting<br>experience for them. Teacher will turn the hand print into a fruit)<br> |                              |  |
|                               | <b>Domains</b> ➤             | <b>Positive Habits</b>  | <b>Language &amp; Literacy<br/>Development</b>  | <b>Numeracy</b>  |   | <b>Physical Development</b>  | <b>Aesthetic Development</b> | <b>Socio-Emotional<br/>Development</b> |
| <b>MONDAY<br/>(6.4.26)</b>    | Free-Play<br>(Settling Time) | Welcome<br>Cleanliness<br>Checkup<br>Prayer &<br>Group Singing<br>Gratitude<br>Sharing    | <b>General Discussion:<br/>About Myself</b> <ul style="list-style-type: none"> <li>What's your name?</li> <li>How old are you?</li> <li>What's your favorite color?</li> <li>Do you have any brothers or sisters?</li> <li>What is the name of your father and mother.</li> </ul> | <b>Worksheet<br/>(Who Am I?)</b><br> | <b>Outdoor Sports</b><br>Fun engaging activity to stimulate brain development and to enhance cognitive skills in students like Parachute, Trampoline, Cricket etc.<br> | <b>Who am I?</b><br>Students will identify their gender as Boy/Girl with craft activity<br>   |                              |  |

|                                      |  |  |   |   |  |   |   |
|--------------------------------------|--|--|---|---|--|---|---|
| <p><b>TUESDAY</b><br/>(7.4.26)</p>   |  |  | <p><b>World Health Day – Healthy Kids, Happy Hearts!</b><br/>Teacher will start the session by asking a few questions:</p> <ol style="list-style-type: none"> <li>1) Which fruit do you like?</li> <li>2) Do you like apple or banana?</li> <li>3) What is your favourite colour fruit?</li> <li>4) Do you like carrot or ladyfinger?</li> <li>5) What do you eat to be strong?.</li> </ol> | <p><b>Sorting of Healthy and Unhealthy food</b><br/>Students will identify and sort the different food items into healthy and unhealthy food basket.</p>  |  | <p><b>Aerobics Session</b><br/>To keep the body fit and healthy, students will do aerobics along with teacher.</p>   | <p><b>My favourite Fruit &amp; Vegetable</b><br/>( Student will do tearing and pasting activity on their favourite fruit and vegetable)</p>  |
| <p><b>WEDNESDAY</b><br/>(8.4.26)</p> |  |  | <p><b>How do you feel today?</b><br/>Children will tell how they feel by turning the expressions up and down.</p>   | <p><b>Worksheet (Feelings : Happy/ Sad)</b><br/>Students will colour the face of 'happy' or 'sad' and will tell how they are feeling.</p>               |  | <p><b>Fire in the Mountain Game:</b><br/>Students will play the game and will pick a flashcard of any body part from the basket and will touch the same.</p>  | <p><b>My Family</b><br/>(Making house with shapes cutout and pasting family members pic)</p>    |
| <p><b>THURSDAY</b><br/>(9.4.26)</p>  |  |  | <p><b>Let's Explore our Hair Together</b><br/>Students will paste paper stick-ons on a girl/boy cutout for sticking their hair and learn about their features in a fun way.</p>    | <p><b>Worksheet (Tell us How Old Are You?)</b></p>    |  | <p><b>Self Observation (through Mirror)</b><br/>Students will look in the mirror and observe themselves of how they look. They will witness their differences about their hair, eyes, smile etc. with their friends.</p>                          | <p><b>My Birthday</b><br/>(Students will paste their own photograph on the birthday month with help of teacher)</p>                        |

|                                   |                              |   |   |  |   |  |   |
|-----------------------------------|------------------------------|---|---|--|---|--|---|
|                                   |                              |   |   |  |   |   |   |
| <b>FRIDAY</b><br><b>(10.4.26)</b> | Free-Play<br>(Settling Time) | Welcome   | <b>Rhyme Session :</b><br><b>'My Red Balloon'</b><br><br>Teacher will teach colours through an action rhyme with proper intonations and gestures. | <b>Worksheet</b><br>(Fill the balloon with your favourite color) | <b>Game:</b><br><br>Be Quick, Find the Colors! (Observing & matching the colors of flashcards with real objects in the class) | <b>WELCOME ASSEMBLY</b><br><br>Teachers will organize a common assembly to warmly welcome the students for the students for the new session, featuring a delightful blend of choir, storytelling and dance performances. |   |
|                                   |                              | <u>Cleanliness Checkup</u><br>Prayer &<br>Group Singing |   |  |   |  |  |